



Commitment of Traders

21-Jul-2023

Contents

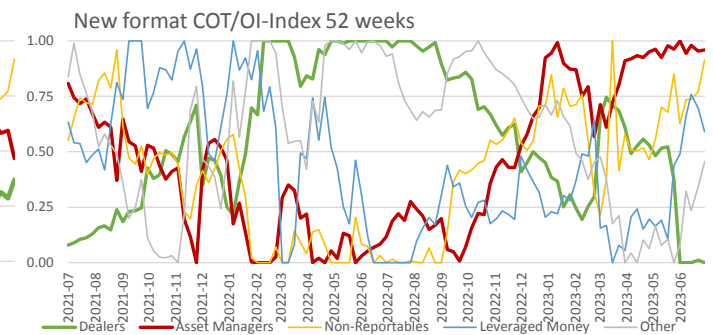
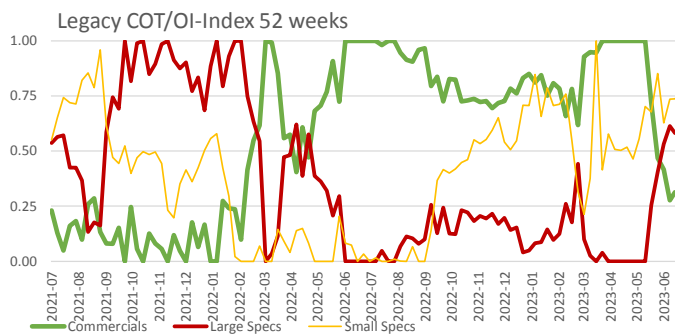
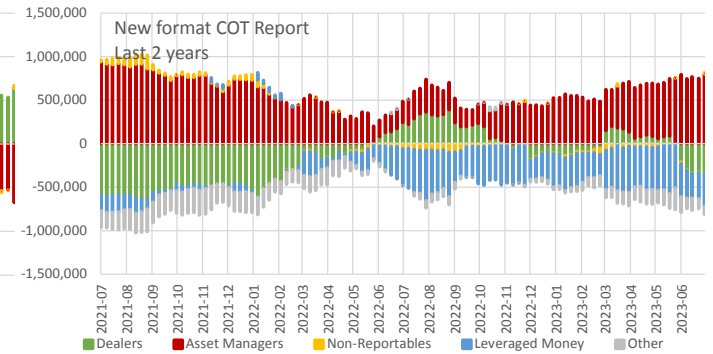
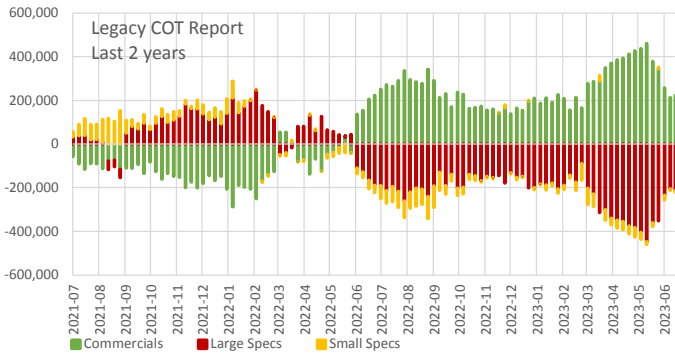
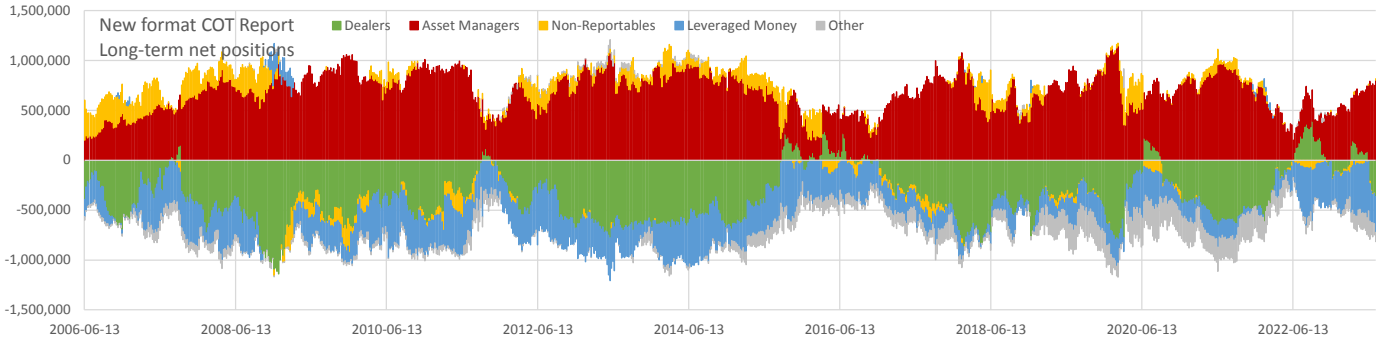
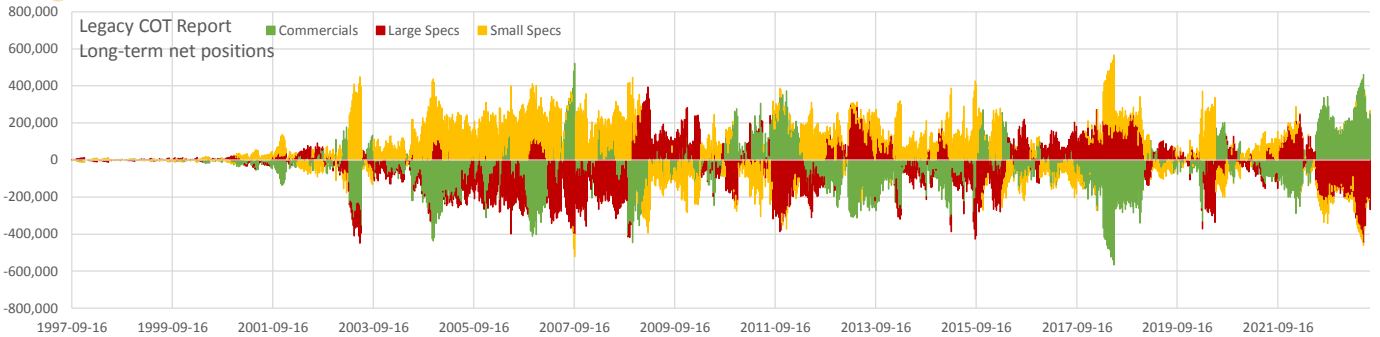
ES	E-mini S&P 500	2	DX	US Dollar Index	13	CL	Crude Oil	25
NQ	E-mini Nasdaq 100	3	6E	EUR/USD	14	NG	Natural Gas	26
RTY	E-mini Russell 2000	4	6B	GBP/USD	15	HO	Heating Oil	27
YM	Dow Jones Industrial	5	6A	AUD/USD	16	RB	RBOB Gasoline	28
VX	VIX	6	6N	NZD/USD	17	GC	Gold	29
ZT	2-year T-Note	7	6C	CAD/USD	18	SI	Silver	30
ZF	5-year T-Note	8	6S	CHF/USD	19	HG	Copper	31
ZN	10-year T-Bill	9	6J	JPY/USD	20	PA	Palladium	32
ZB	30-year T-Bond	10	6L	BRL/USD	21	PL	Platinum	33
TN	Ultra 10y	11	6M	MXN/USD	22	ZC	Corn	34
UB	Ultra T-Bond	12	6Z	ZAR/USD	23	ZW	Wheat	35
			BTC	BTC/USD	24	KE	Wheat (Kansas)	36
						ZS	Soybeans	37
						ZL	Soybean Oil	38
						ZM	Soybean Meal	39
						ZO	Oats	40
						ZR	Rice	41
						CT	Cotton	42
						CC	Cocoa	43
						KC	Coffee	44
						SB	Sugar	45
						OJ	Orange Juice	46
						DC	Milk	47
						GF	Feeder Cattle	48
						HE	Lean Hogs	49
						LE	Live Cattle	50



Commitment of Traders

Data as of 2023-07-18, Options & Futures combined

ES - E-mini S&P 500



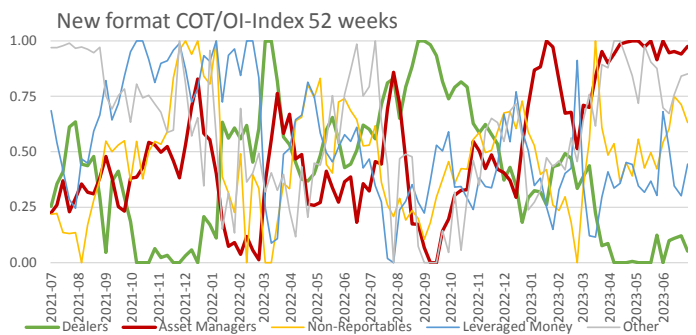
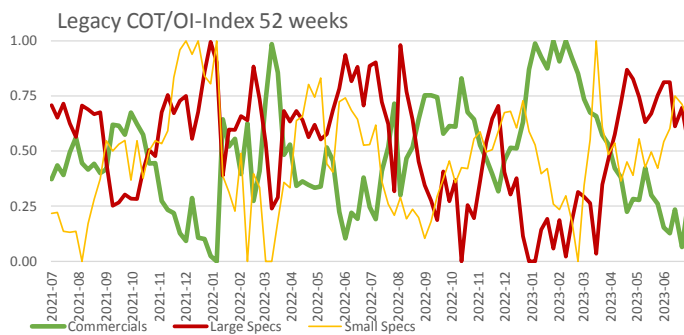
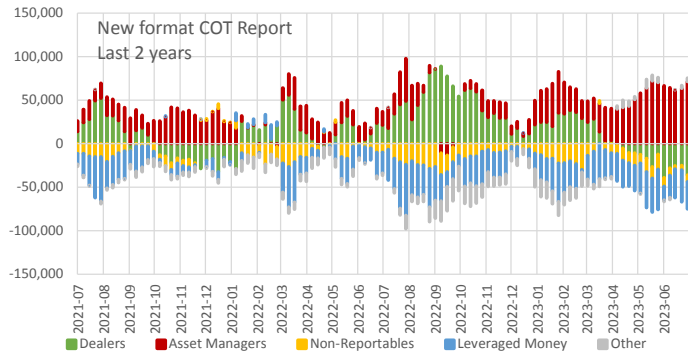
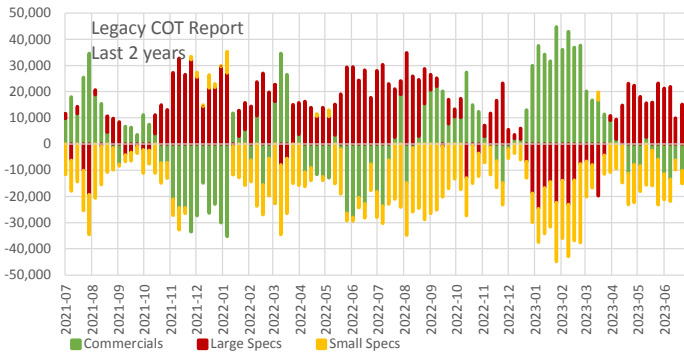
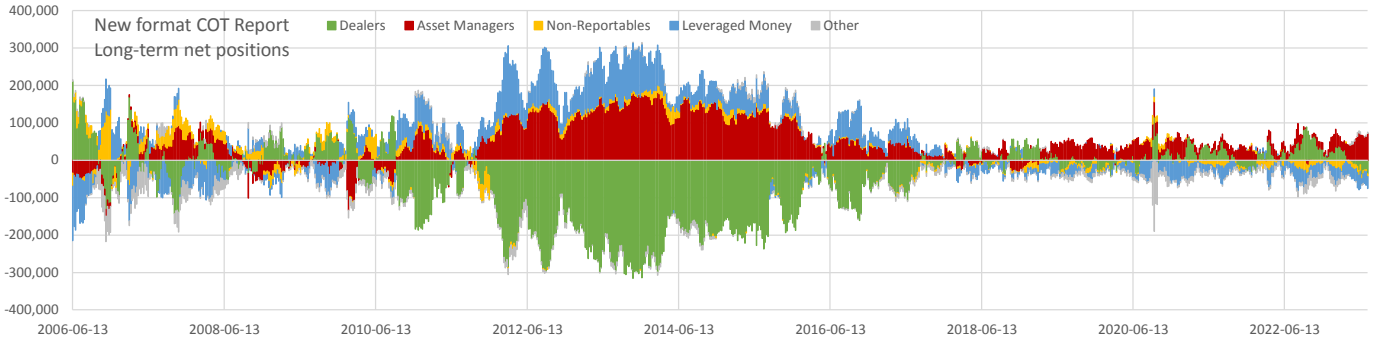
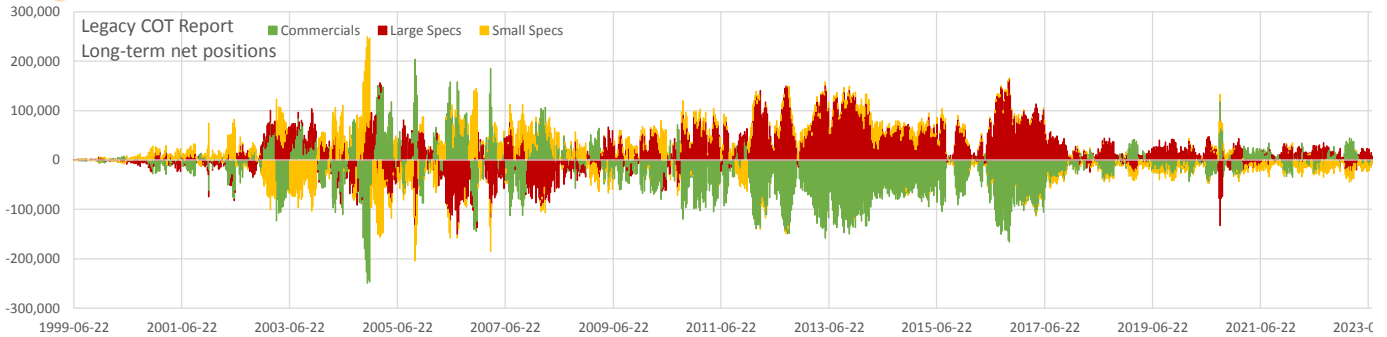
Net positions	Current	all time			2 years		
		min	max	Percentile	min	max	Percentile
Open Interest	3,342,455	5,857	7,037,826	0.67	2,796,409	4,059,867	0.70
Commercials	254,109	-566,872	521,002	0.96	-287,778	460,960	0.77
Large Specs	-268,436	-447,046	393,444	0.03	-447,046	248,601	0.10
Small Specs	14,327	-332,429	448,612	0.44	-100,978	153,271	0.71
Dealers	-361,992	-1,139,296	389,516	0.56	-636,470	389,516	0.30
Asset Managers	801,452	152,842	1,144,883	0.70	179,443	938,945	0.89
Non-Reportables	14,327	-332,429	426,310	0.41	-100,978	153,270	0.71
Leveraged Money	-360,524	-617,037	305,974	0.28	-581,240	86,073	0.36
Other	-93,263	-342,164	190,190	0.37	-293,740	45,120	0.61



Commitment of Traders

Data as of 2023-07-18, Options & Futures combined

NQ - E-mini Nasdaq 100



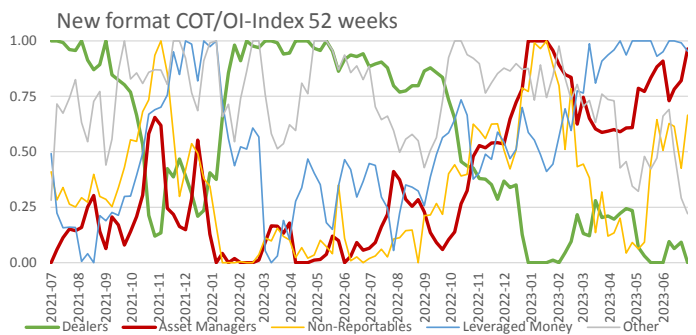
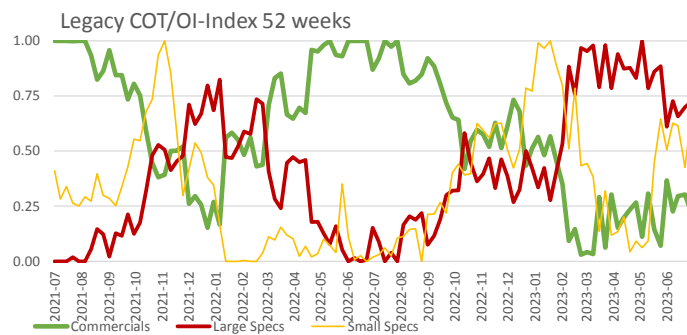
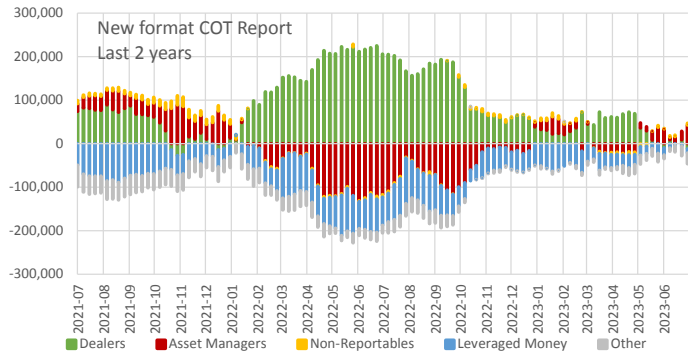
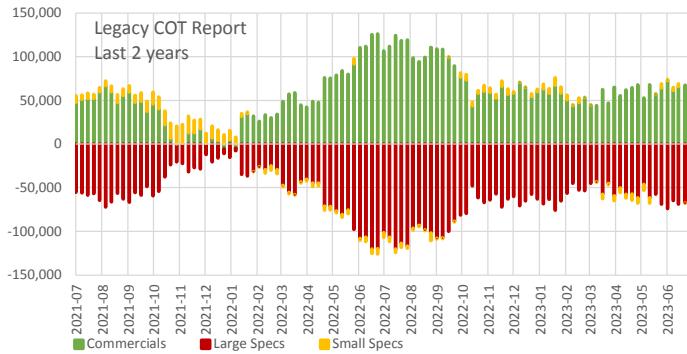
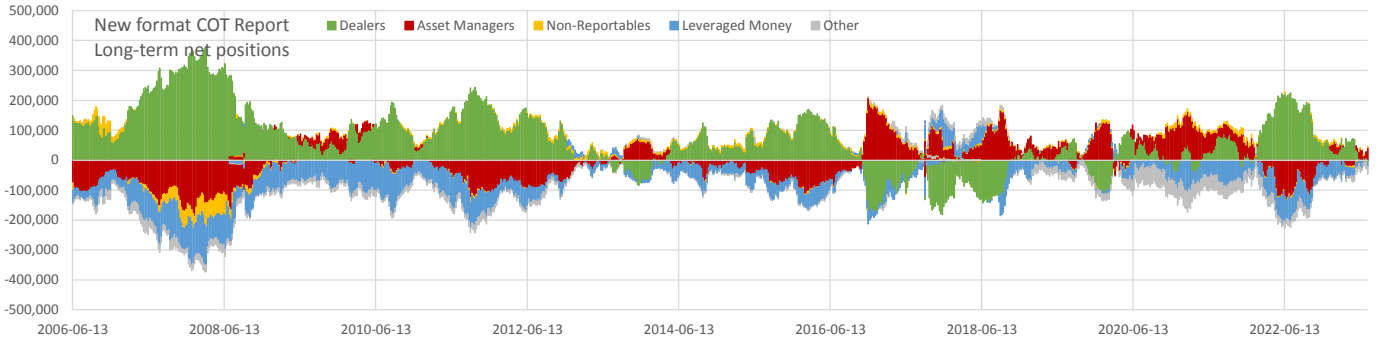
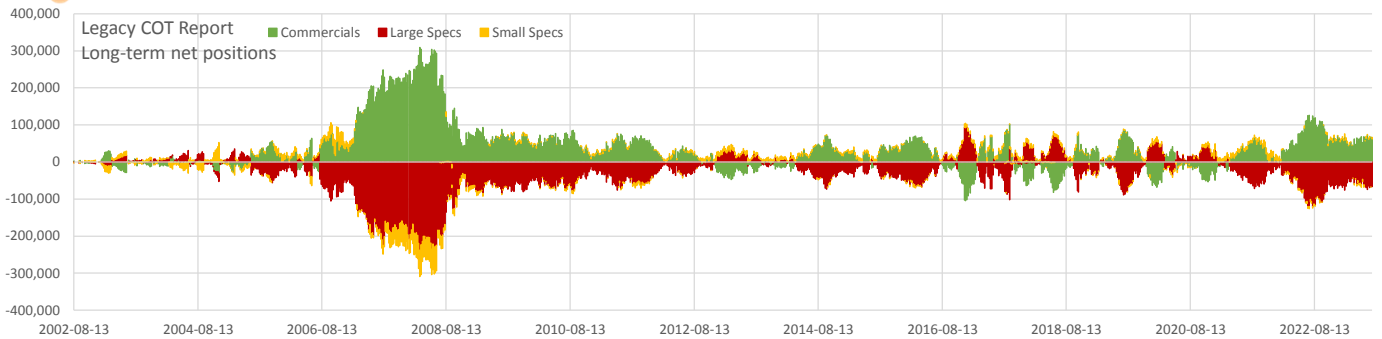
Net positions	Current	all time			2 years		
		min	max	Percentile	min	max	Percentile
Open Interest	340,073	537	618,839	0.64	245,685	436,671	0.79
Commercials	2,203	-249,547	203,882	0.70	-35,269	44,792	0.49
Large Specs	5,768	-151,275	163,838	0.38	-24,622	34,825	0.39
Small Specs	-7,970	-156,111	181,061	0.23	-30,040	8,130	0.66
Dealers	-36,081	-315,414	210,663	0.42	-38,989	88,975	0.00
Asset Managers	71,182	-133,641	180,919	0.75	-13,409	72,045	0.99
Non-Reportables	-7,970	-67,845	136,867	0.20	-30,041	8,131	0.66
Leveraged Money	-31,200	-145,951	190,939	0.16	-58,464	16,602	0.31
Other	4,068	-190,134	34,306	0.86	-28,105	9,633	0.95



Commitment of Traders

Data as of 2023-07-18, Options & Futures combined

RTY - E-mini Russell 2000



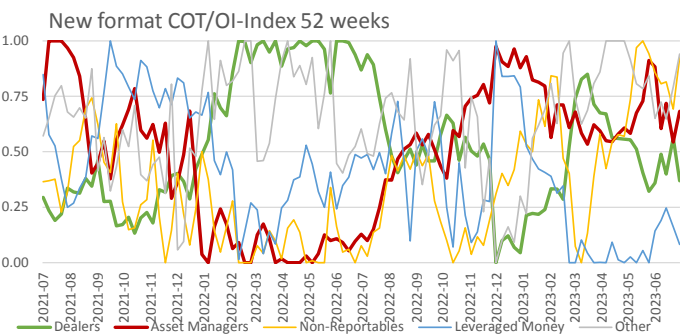
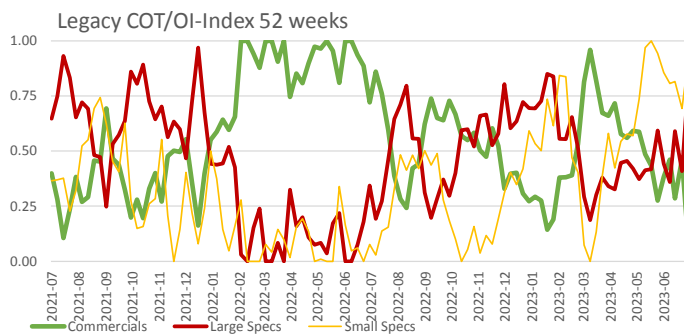
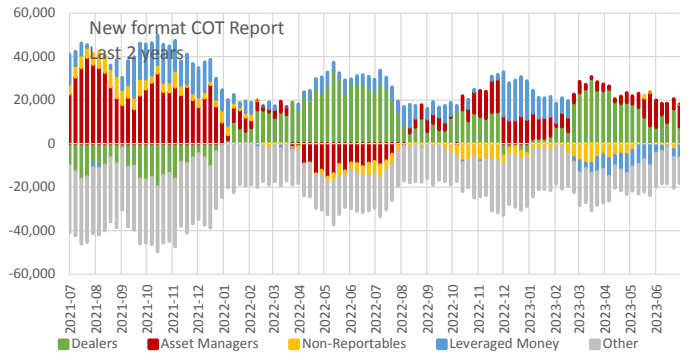
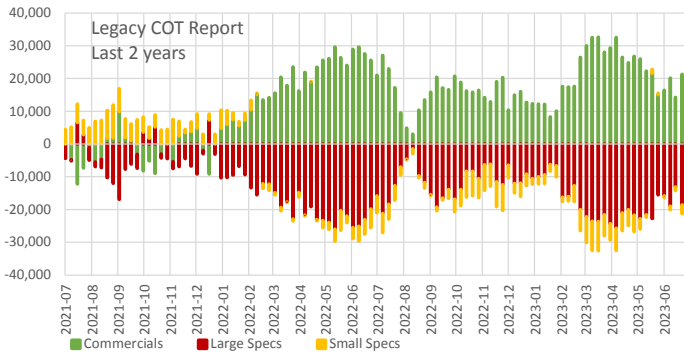
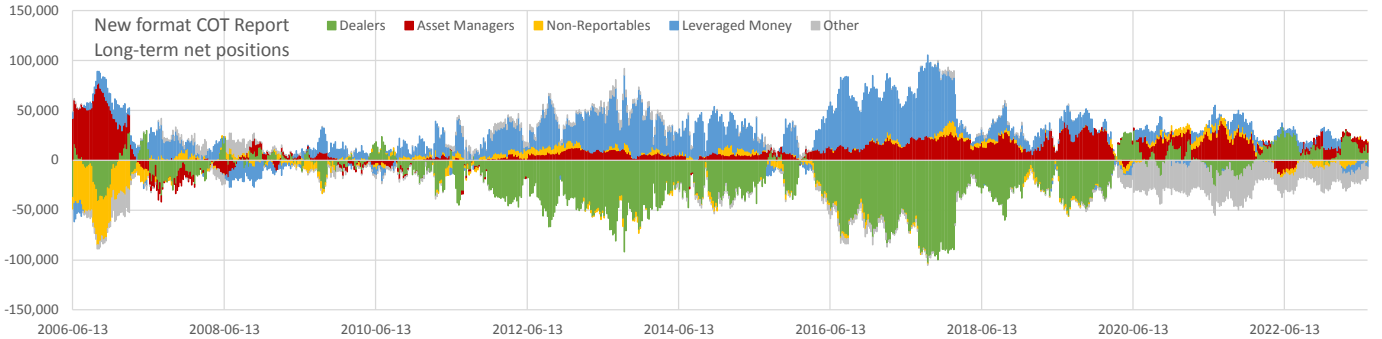
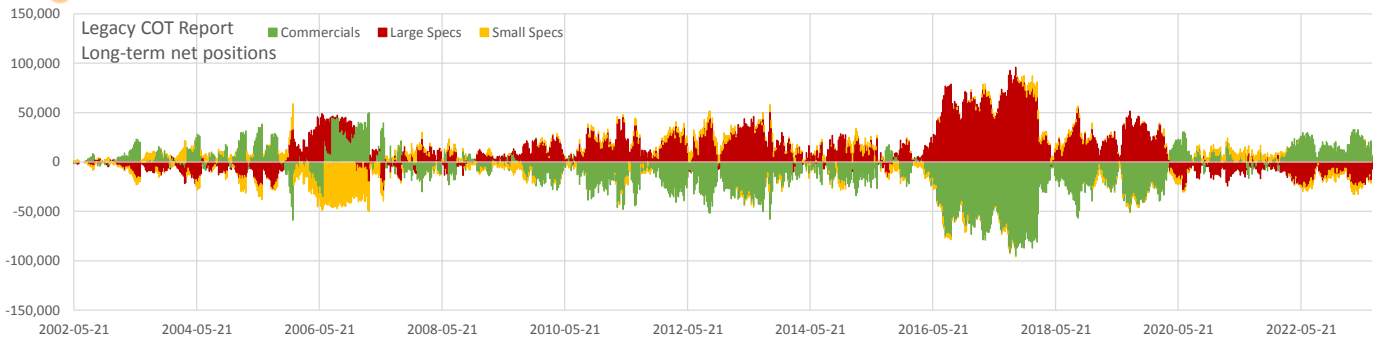
Net positions	Current	all time			2 years		
		min	max	Percentile	min	max	Percentile
Open Interest	539,969	5,884	900,737	0.80	432,219	675,081	0.71
Commercials	61,992	-104,333	309,185	0.79	-5,625	125,970	0.61
Large Specs	-66,396	-237,712	93,772	0.17	-120,386	-3,095	0.34
Small Specs	4,403	-81,822	52,421	0.64	-8,800	21,793	0.58
Dealers	-11,889	-182,305	373,503	0.17	-27,371	224,651	0.03
Asset Managers	42,140	-187,451	208,188	0.80	-131,239	89,110	0.90
Non-Reportables	4,404	-81,822	40,675	0.64	-8,800	21,793	0.58
Leveraged Money	-9,741	-157,122	95,722	0.80	-104,469	3,508	0.97
Other	-24,914	-65,005	29,548	0.16	-49,821	2,587	0.49



Commitment of Traders

Data as of 2023-07-18, Options & Futures combined

YM - Dow Jones Industrial



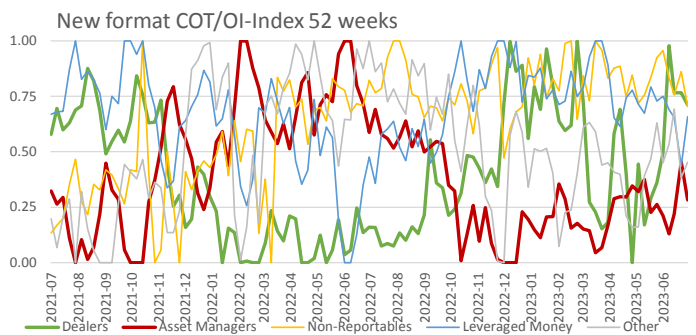
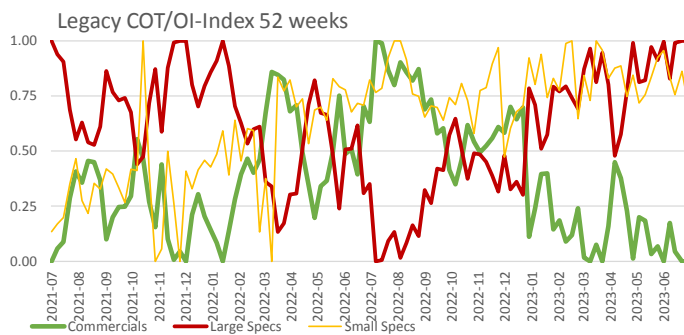
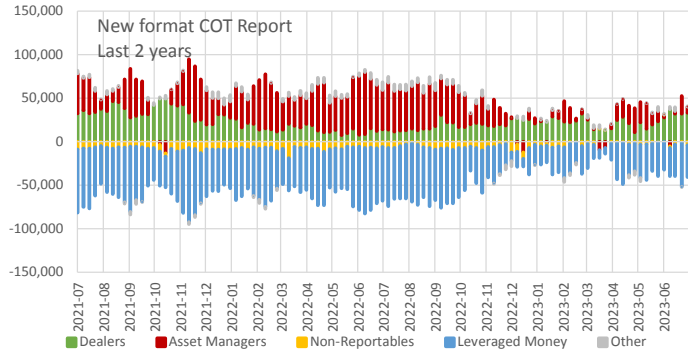
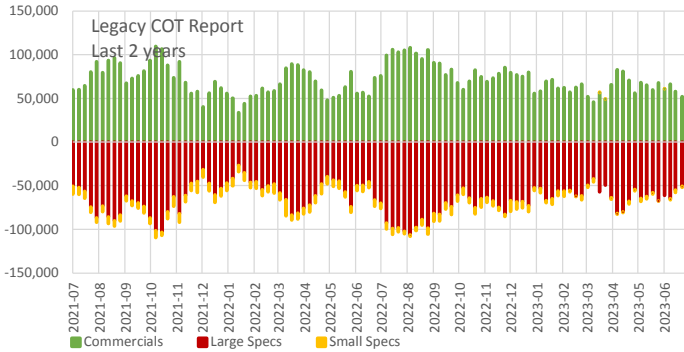
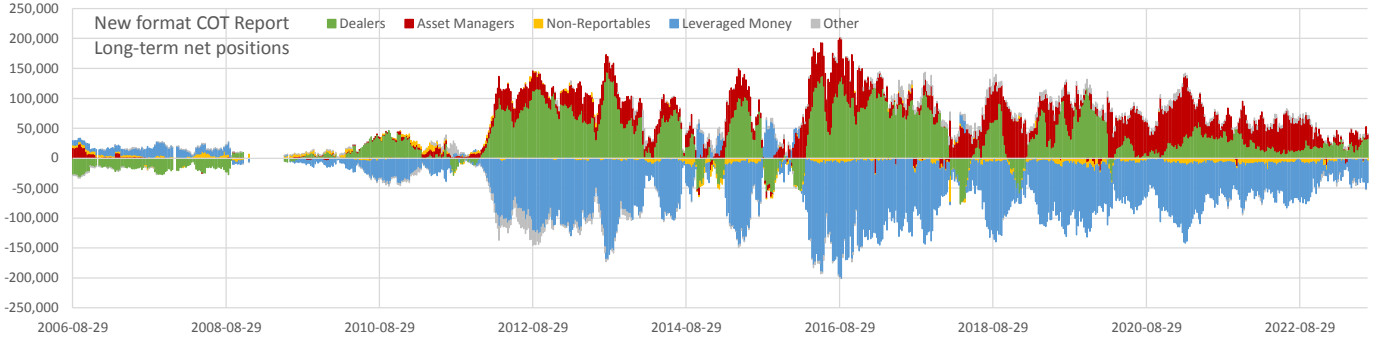
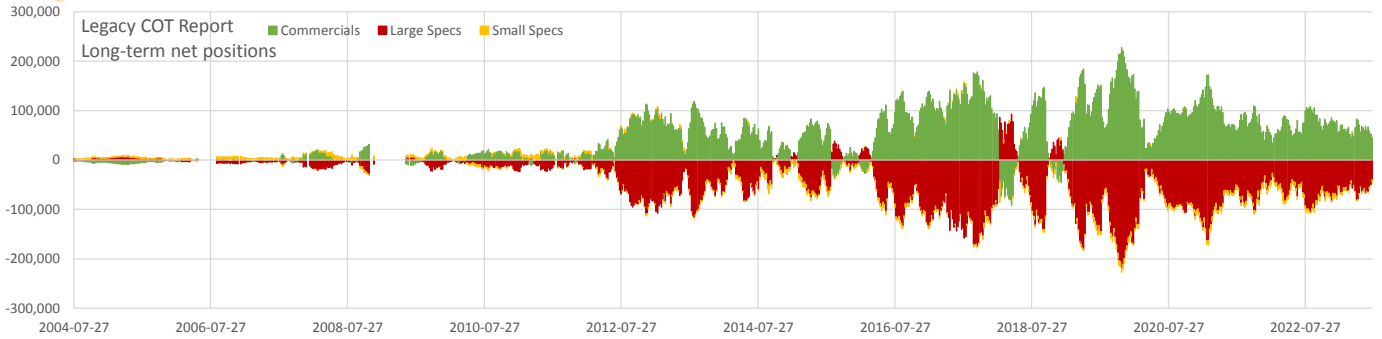
Net positions	Current	all time			2 years		
		min	max	Percentile	min	max	Percentile
Open Interest	102,287	6,082	178,386	0.57	63,277	121,467	0.78
Commercials	6,949	-95,118	50,001	0.76	-12,251	32,616	0.28
Large Specs	-7,141	-29,032	95,976	0.21	-26,014	7,355	0.71
Small Specs	192	-47,274	25,813	0.49	-9,003	10,076	0.66
Dealers	7,796	-103,146	33,459	0.85	-19,946	33,459	0.46
Asset Managers	10,343	-17,718	77,096	0.63	-15,471	39,753	0.63
Non-Reportables	192	-47,275	15,119	0.47	-9,003	10,076	0.66
Leveraged Money	-6,810	-21,182	81,932	0.05	-10,042	20,129	0.07
Other	-11,521	-31,818	15,558	0.19	-31,818	-9,563	0.95



Commitment of Traders

Data as of 2023-07-18, Options & Futures combined

VX - VIX



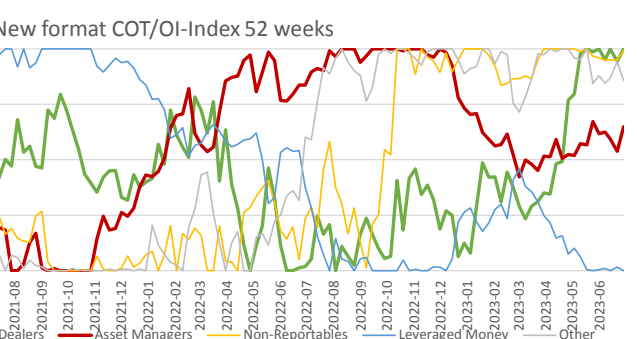
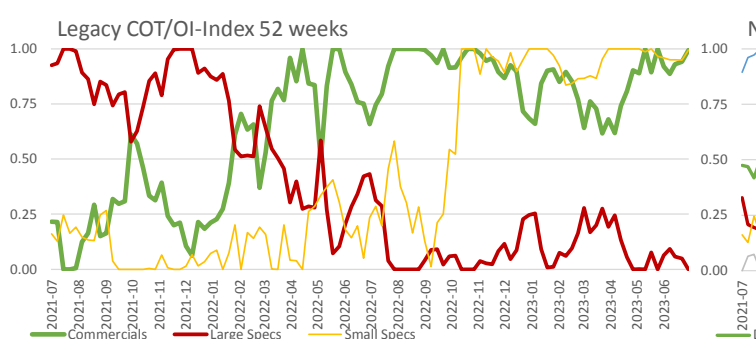
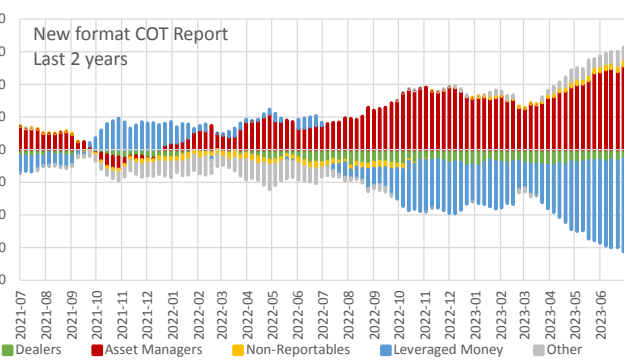
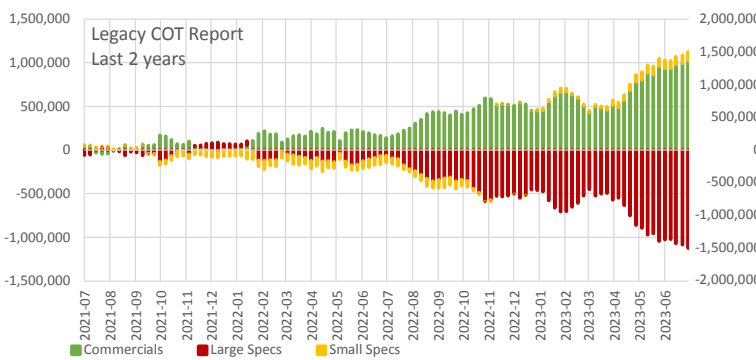
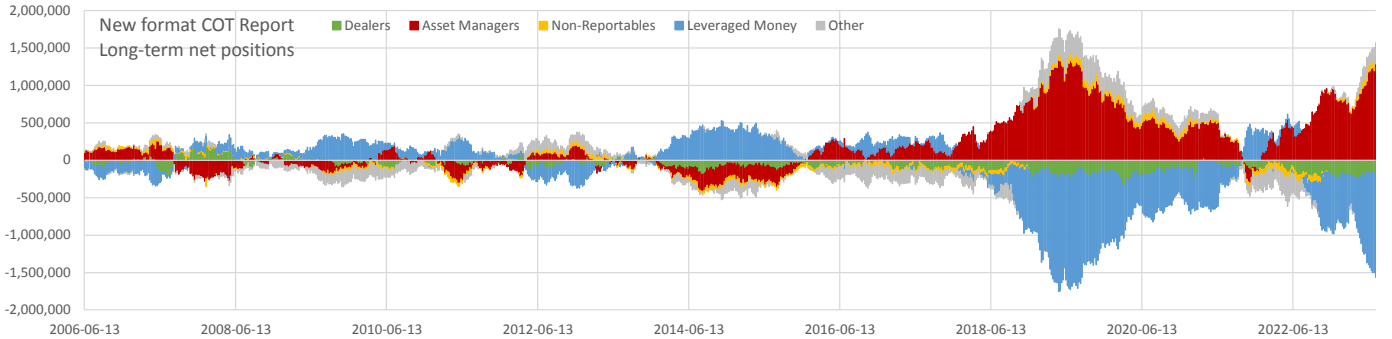
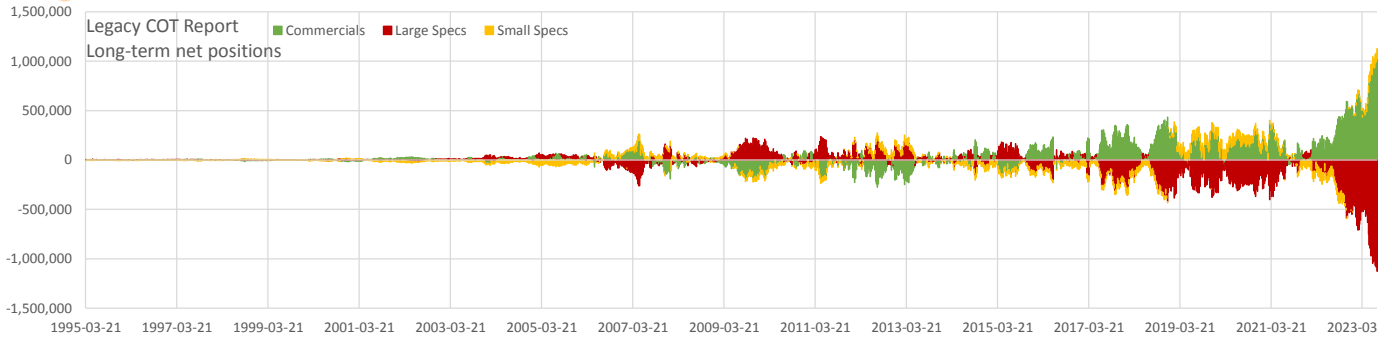
Net positions	Current	all time			2 years		
		min	max	Percentile	min	max	Percentile
Open Interest	438,936	5,732	704,831	0.85	257,123	455,331	0.98
Commercials	44,518	-91,563	227,456	0.53	33,891	109,530	0.02
Large Specs	-40,289	-218,362	92,913	0.46	-106,345	-26,748	0.96
Small Specs	-4,229	-42,998	11,497	0.32	-18,888	695	0.74
Dealers	32,936	-76,617	144,190	0.58	7,139	49,101	0.86
Asset Managers	7,202	-25,620	99,636	0.34	-13,524	71,255	0.18
Non-Reportables	-4,229	-42,998	11,497	0.36	-18,888	695	0.74
Leveraged Money	-36,615	-195,486	63,753	0.58	-85,094	-6,980	0.73
Other	706	-38,950	33,621	0.41	-6,021	9,063	0.27



Commitment of Traders

Data as of 2023-07-18, Options & Futures combined

ZT - 2-year T-Note



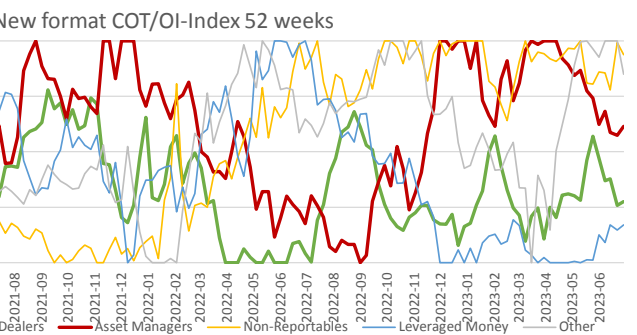
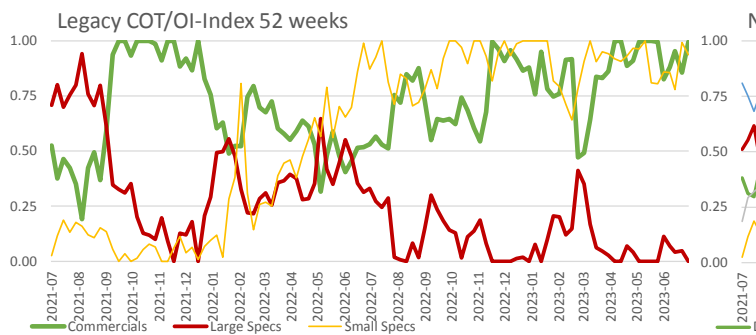
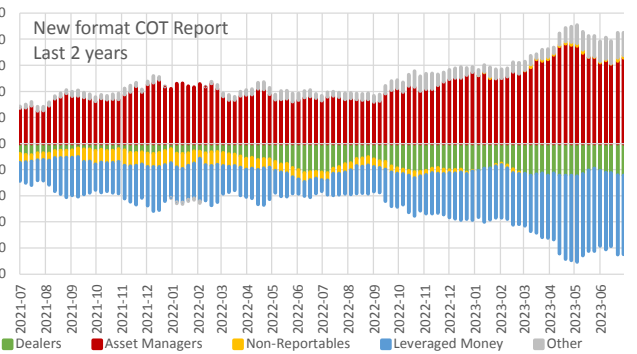
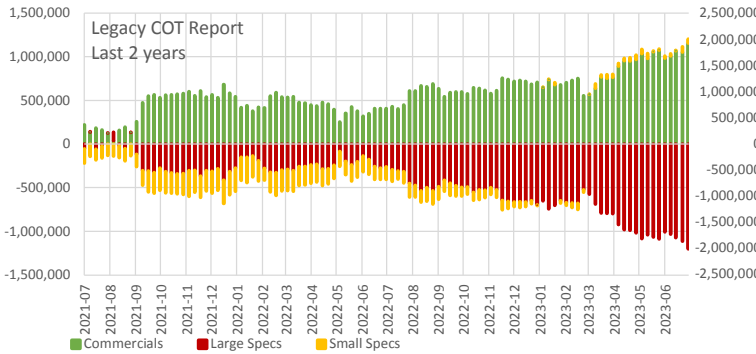
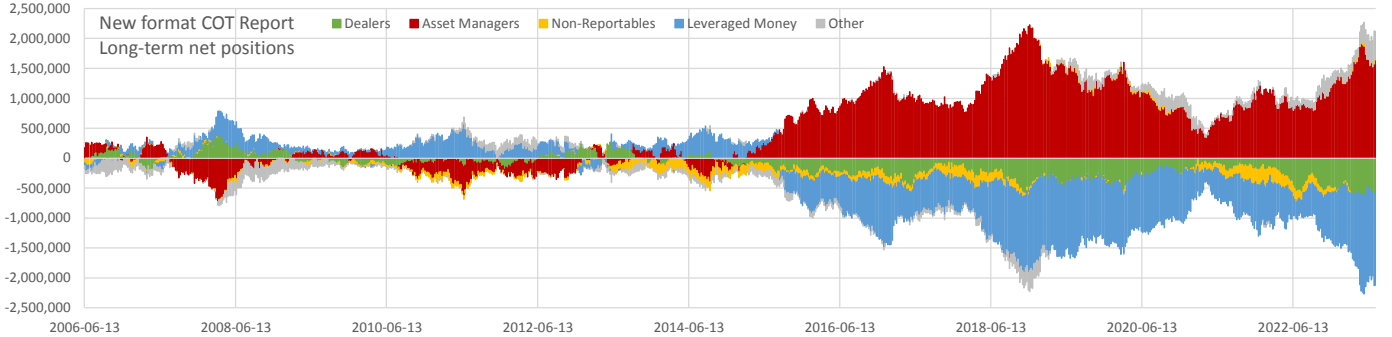
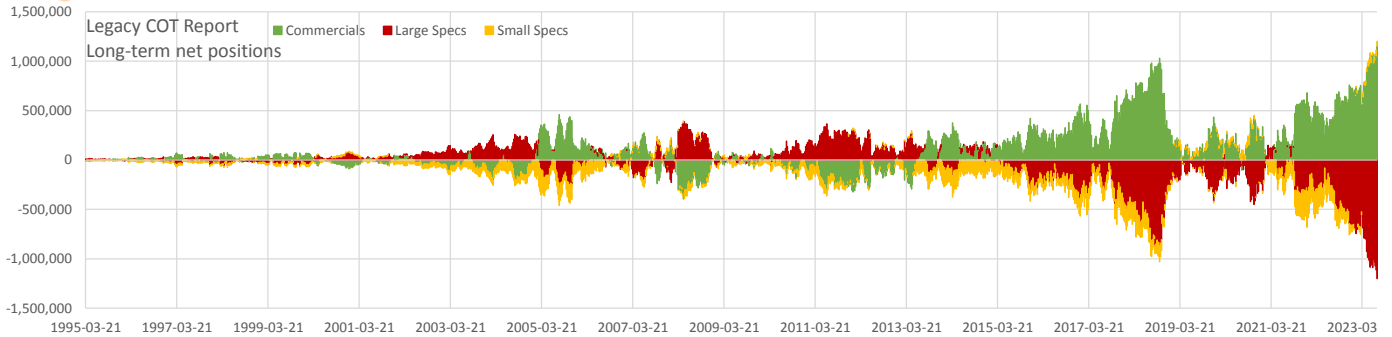
Net positions	Current	all time			2 years		
		min	max	Percentile	min	max	Percentile
Open Interest	3,701,045	15,488	4,423,693	0.97	1,776,513	3,726,473	0.98
Commercials	1,024,599	-274,854	1,024,599	1.00	-45,895	1,024,599	1.00
Large Specs	-1,126,571	-1,126,571	235,621	0.00	-1,126,571	86,786	0.00
Small Specs	101,971	-117,112	134,554	0.99	-117,112	101,971	1.00
Dealers	-137,101	-356,316	212,589	0.18	-253,396	-2,043	0.54
Asset Managers	1,285,099	-281,213	1,337,971	0.99	-182,554	1,285,099	1.00
Non-Reportables	101,971	-117,113	134,554	0.98	-117,113	101,971	1.00
Leveraged Money	-1,430,049	-1,554,165	528,531	0.01	-1,430,049	480,733	0.00
Other	180,080	-376,280	371,288	0.92	-376,280	219,171	0.97



Commitment of Traders

Data as of 2023-07-18, Options & Futures combined

ZF - 5-year T-Bill



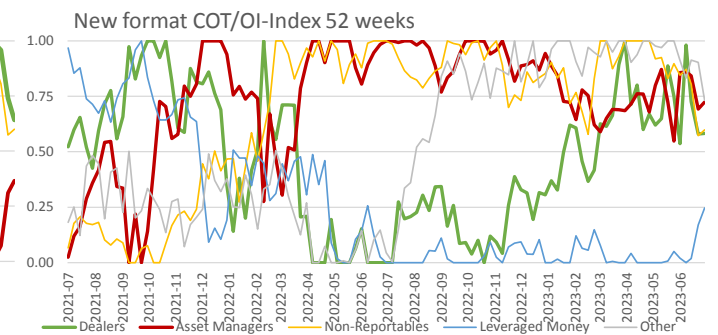
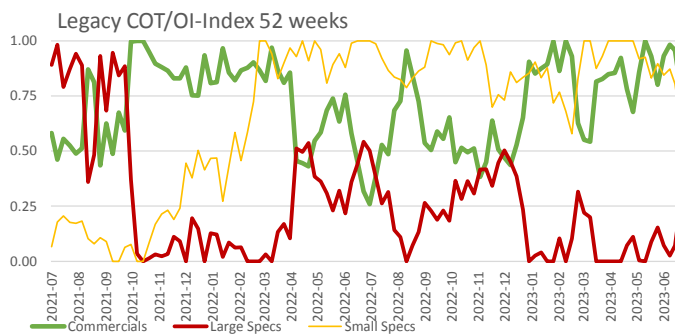
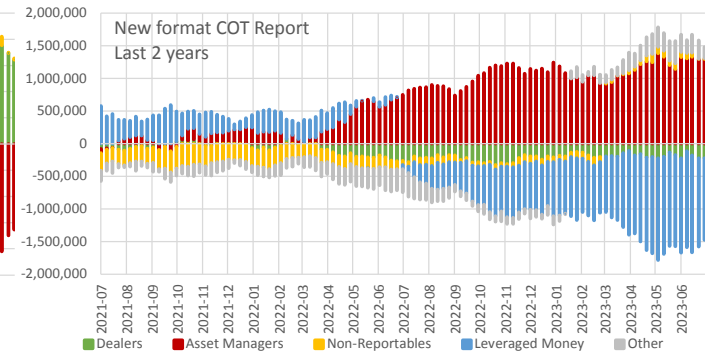
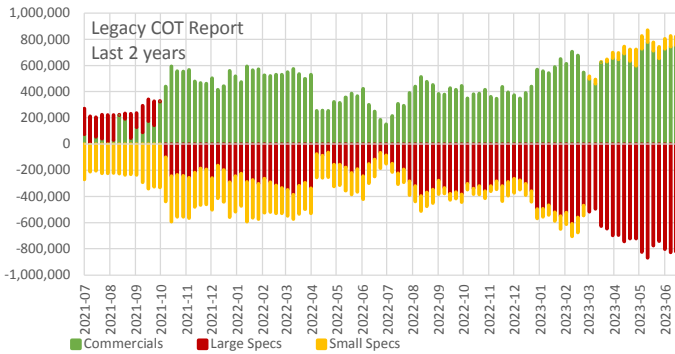
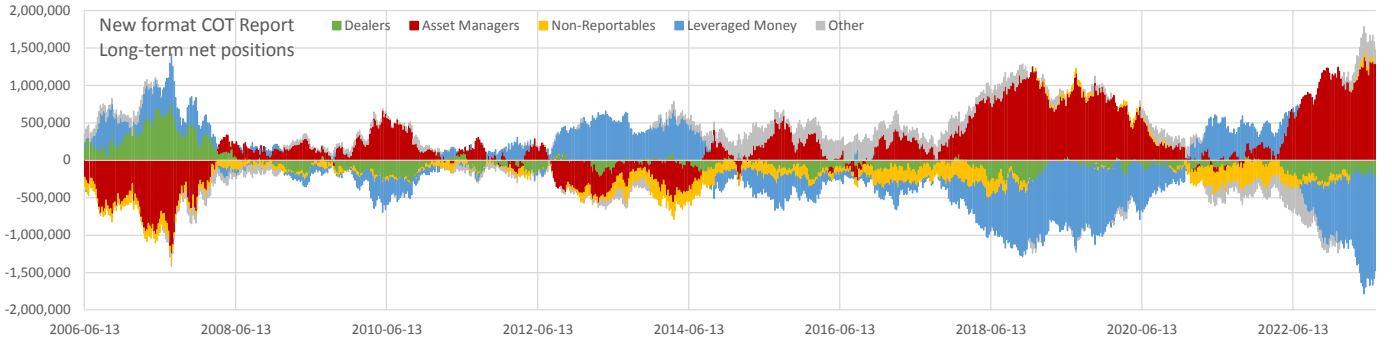
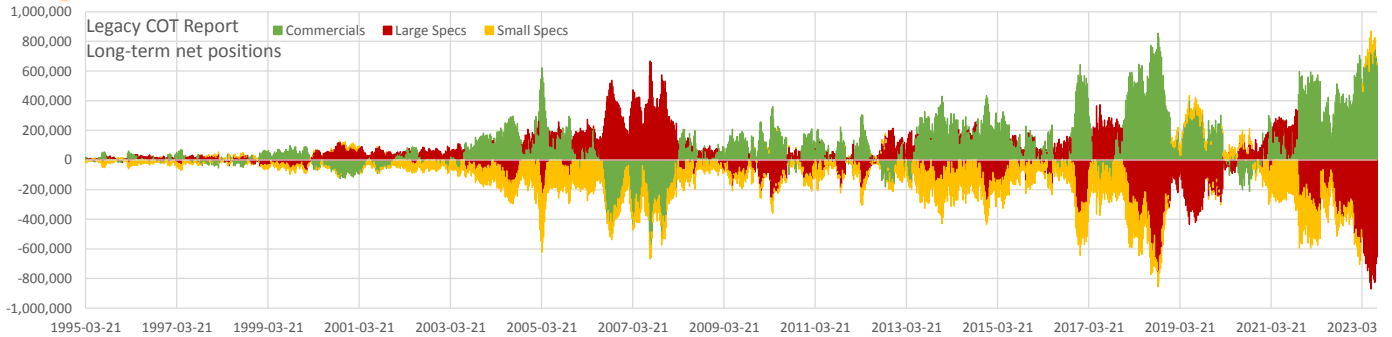
Net positions	Current	all time			2 years		
		min	max	Percentile	min	max	Percentile
Open Interest	5,679,774	166,229	5,679,774	1.00	3,564,070	5,679,774	1.00
Commercials	1,154,154	-395,329	1,154,154	1.00	35,059	1,154,154	1.00
Large Specs	-1,202,268	-1,202,268	387,383	0.00	-1,202,268	102,539	0.00
Small Specs	48,114	-298,400	69,412	0.98	-298,400	62,110	0.95
Dealers	-605,923	-621,417	376,426	0.00	-621,417	-86,242	0.05
Asset Managers	1,640,434	-721,331	2,226,145	0.96	620,615	1,912,427	0.92
Non-Reportables	48,114	-298,399	69,413	0.97	-298,399	62,109	0.95
Leveraged Money	-1,516,523	-1,648,543	571,748	0.00	-1,648,543	-224,676	0.06
Other	433,898	-352,817	488,162	0.99	-47,356	488,162	0.98



Commitment of Traders

Data as of 2023-07-18, Options & Futures combined

ZN - 10-year T-Bill



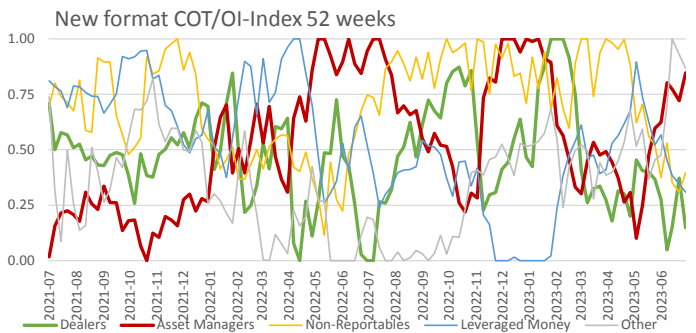
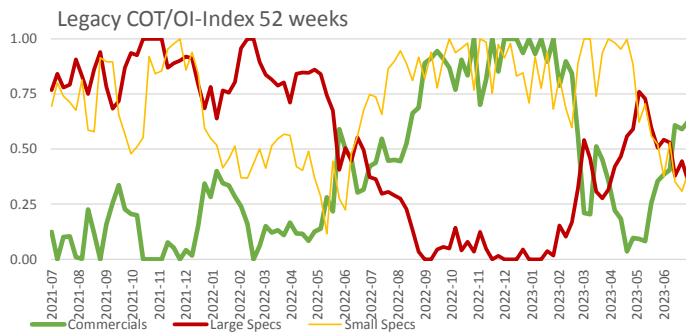
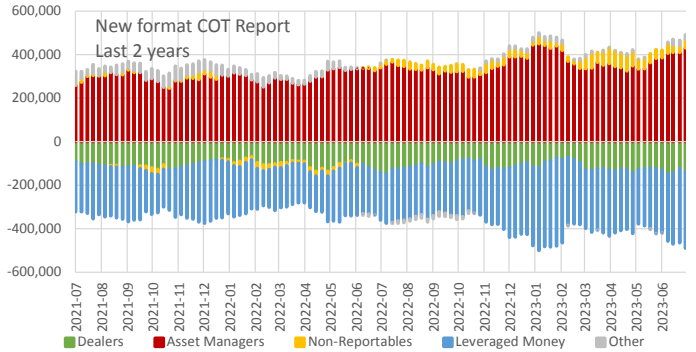
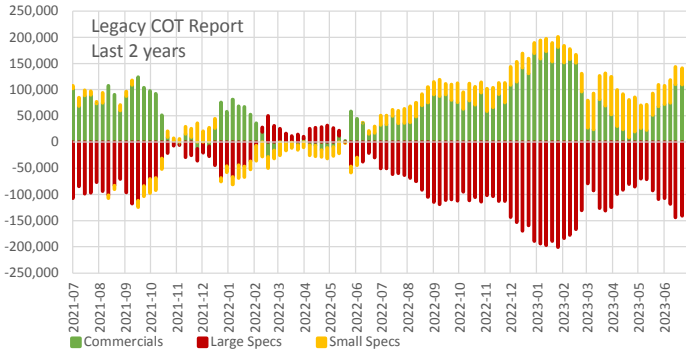
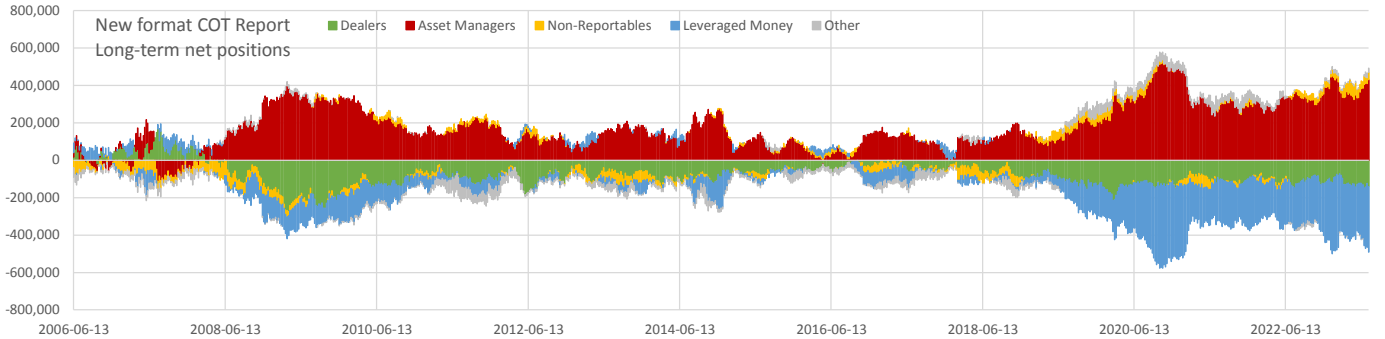
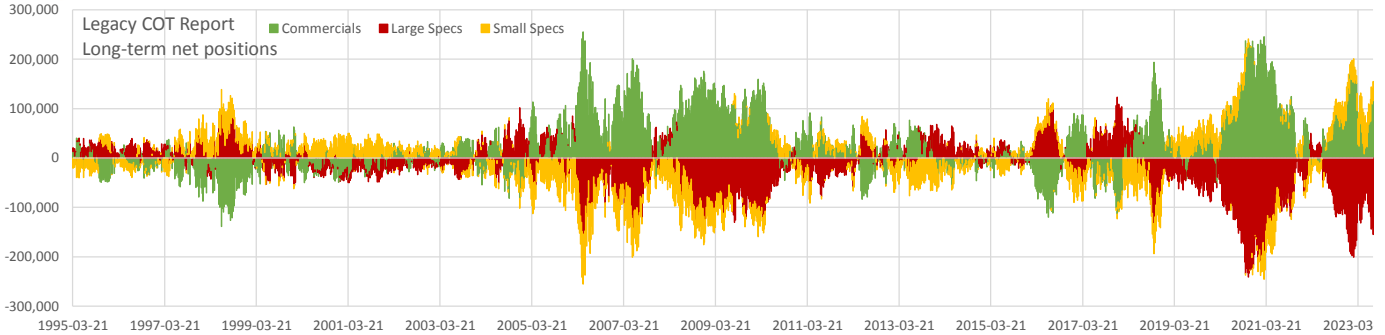
Net positions	Current	all time			2 years		
		min	max	Percentile	min	max	Percentile
Open Interest	5,408,925	336,278	5,736,552	0.99	4,028,201	5,719,771	0.96
Commercials	642,320	-572,683	854,395	0.97	-1,092	776,223	0.86
Large Specs	-654,669	-870,838	668,018	0.01	-870,838	211,646	0.12
Small Specs	12,349	-391,067	125,933	0.92	-351,692	125,933	0.85
Dealers	-220,341	-339,062	762,342	0.07	-326,442	70,643	0.18
Asset Managers	1,294,536	-1,248,741	1,381,530	0.99	-102,610	1,381,530	0.95
Non-Reportables	12,349	-351,693	125,934	0.89	-351,693	125,934	0.85
Leveraged Money	-1,257,155	-1,561,966	662,250	0.01	-1,561,966	590,998	0.11
Other	170,610	-368,171	344,061	0.83	-368,171	344,061	0.86



Commitment of Traders

Data as of 2023-07-18, Options & Futures combined

ZB - 30-year T-Bond



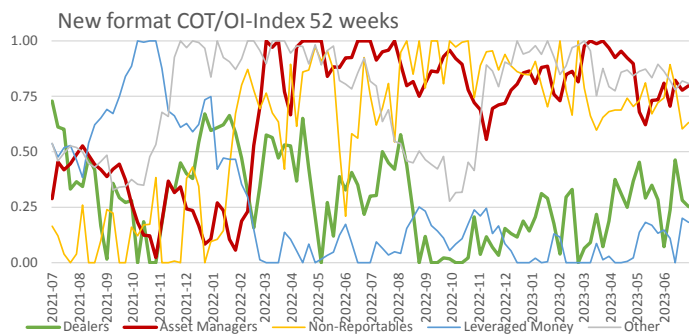
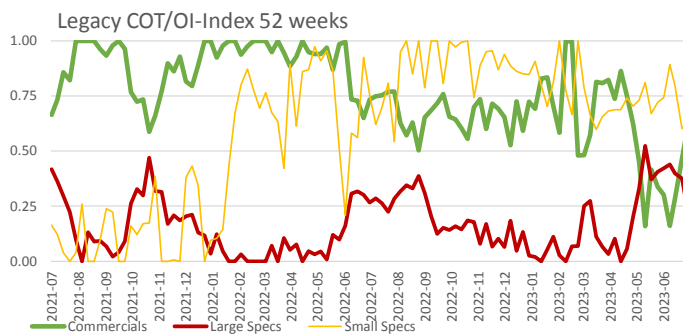
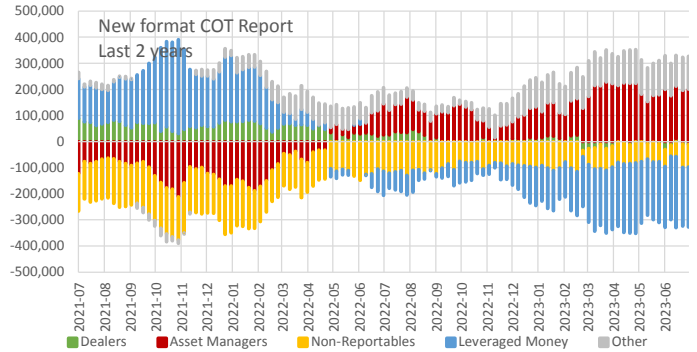
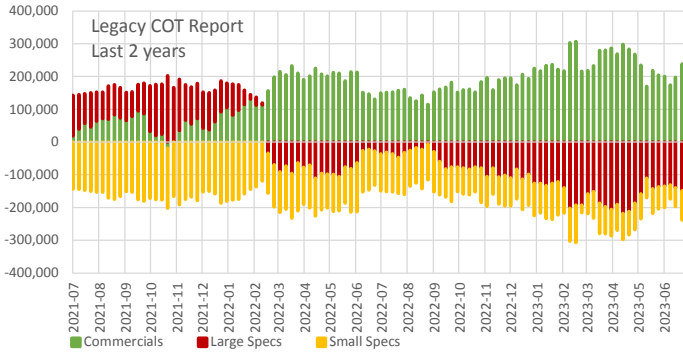
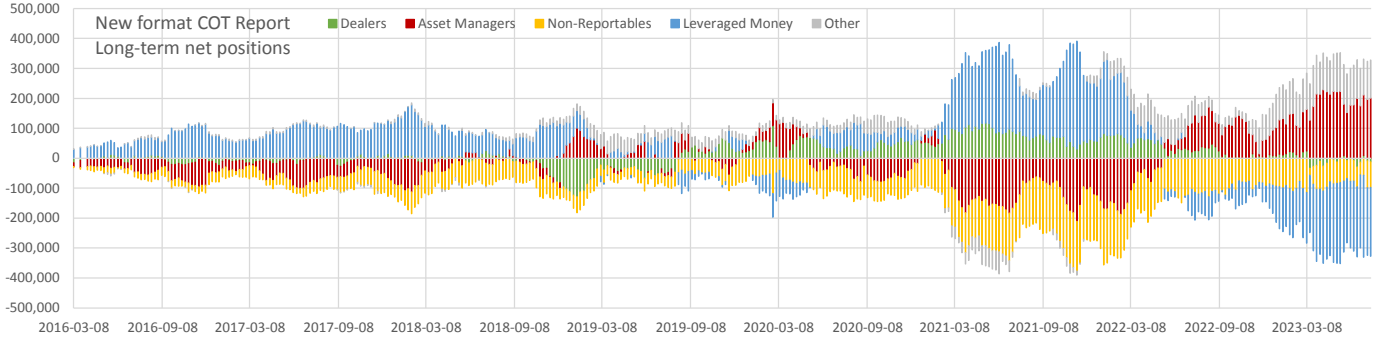
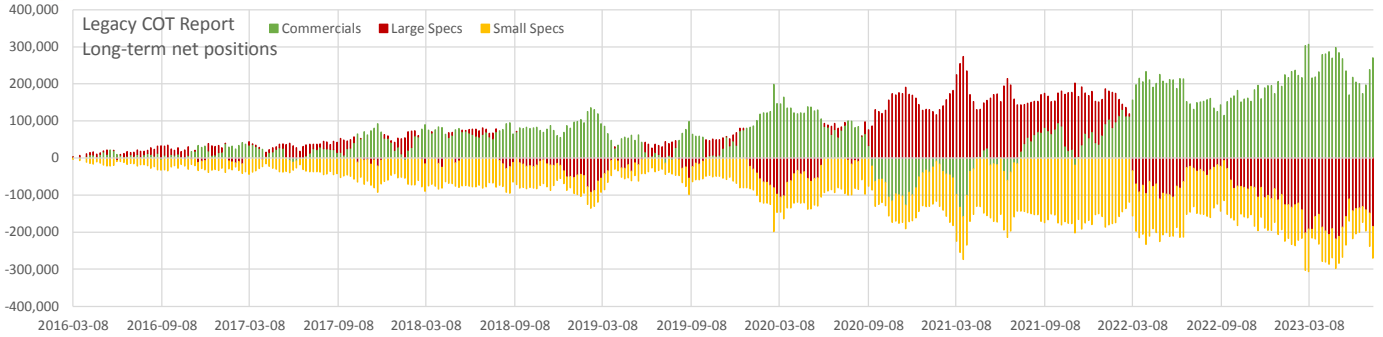
Net positions	Current	all time			2 years		
		min	max	Percentile	min	max	Percentile
Open Interest	1,368,889	437,042	1,749,498	0.95	1,233,006	1,505,447	0.60
Commercials	115,596	-138,851	255,085	0.89	-27,948	180,721	0.89
Large Specs	-154,606	-241,003	122,839	0.02	-200,762	49,853	0.09
Small Specs	39,010	-92,110	72,290	0.94	-29,059	72,290	0.85
Dealers	-141,392	-273,842	166,841	0.10	-147,756	-69,162	0.03
Asset Managers	430,504	-111,304	519,315	0.96	244,663	449,144	0.96
Non-Reportables	39,010	-87,256	72,289	0.95	-29,060	72,289	0.85
Leveraged Money	-349,708	-447,314	84,957	0.03	-403,736	-159,361	0.05
Other	21,585	-97,812	70,311	0.82	-19,344	62,941	0.59



Commitment of Traders

Data as of 2023-07-18, Options & Futures combined

TN - Ultra 10y



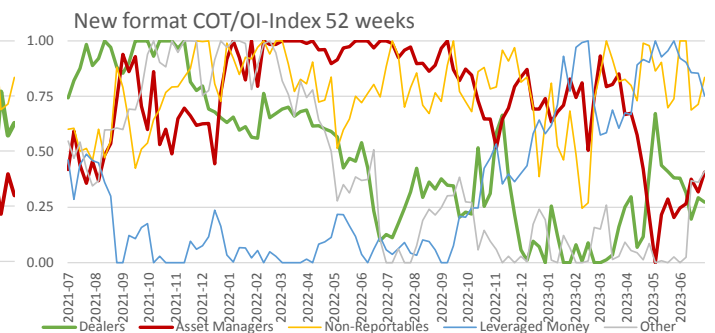
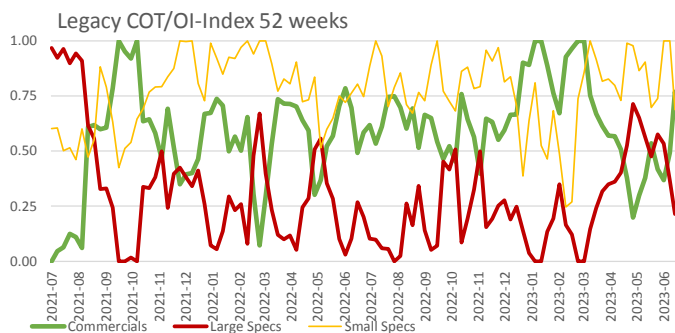
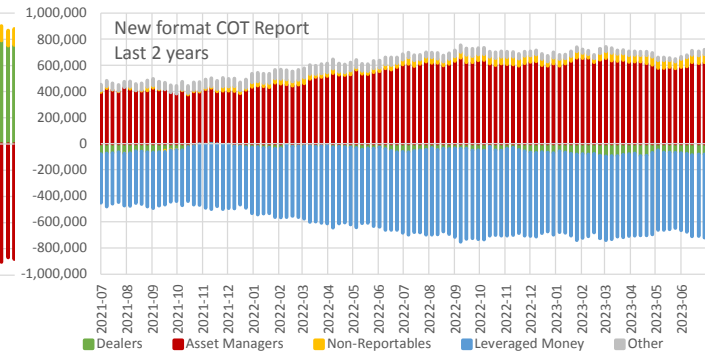
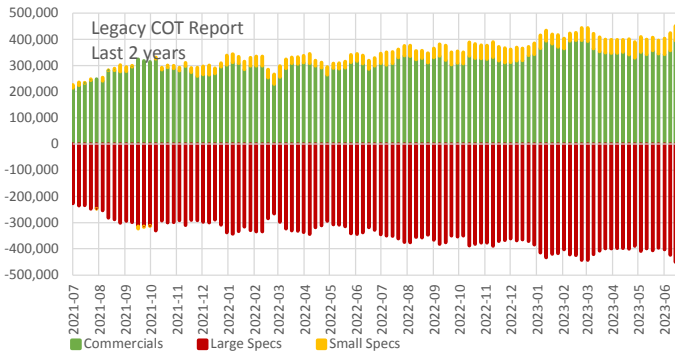
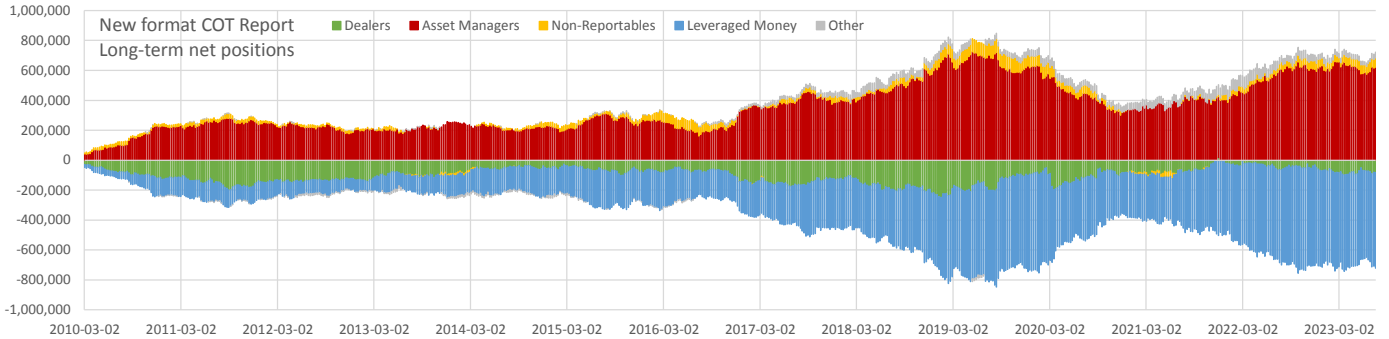
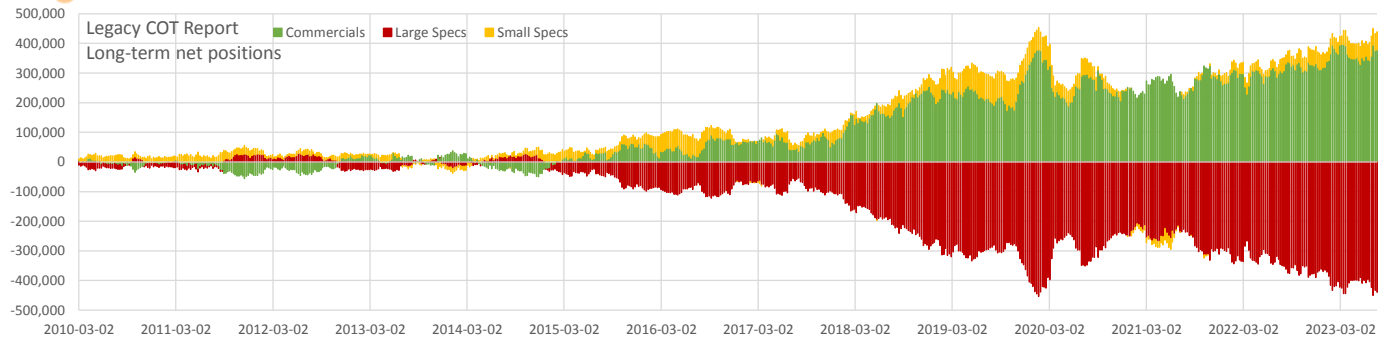
Net positions	Current	all time			2 years		
		min	max	Percentile	min	max	Percentile
Open Interest	1,743,991	95,518	1,743,991	1.00	1,163,790	1,743,991	1.00
Commercials	270,541	-157,847	307,000	0.98	-18,901	307,000	0.93
Large Specs	-185,167	-218,288	273,629	0.02	-218,288	202,050	0.09
Small Specs	-85,373	-191,994	-3,486	0.31	-191,994	-23,561	0.77
Dealers	-11,746	-128,624	117,436	0.19	-33,308	89,298	0.06
Asset Managers	201,075	-210,730	227,915	0.97	-210,730	227,915	0.91
Non-Reportables	-85,374	-191,994	-3,485	0.31	-191,994	-23,561	0.77
Leveraged Money	-230,251	-273,179	360,364	0.03	-273,179	360,364	0.11
Other	126,296	-73,954	136,757	0.97	-30,507	136,757	0.91



Commitment of Traders

Data as of 2023-07-18, Options & Futures combined

UB - Ultra T-Bond



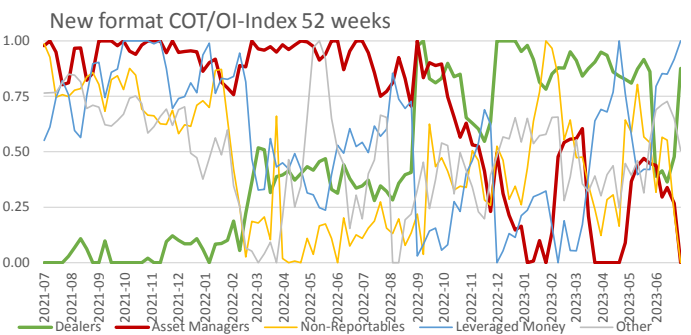
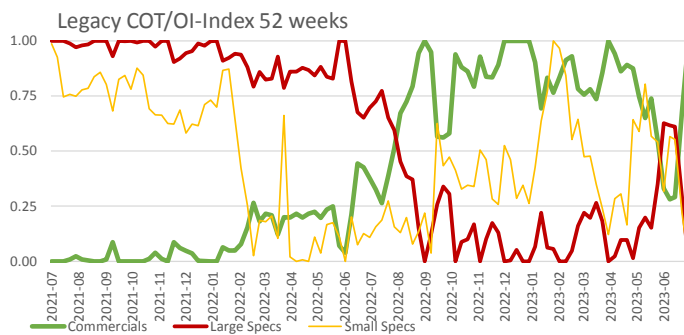
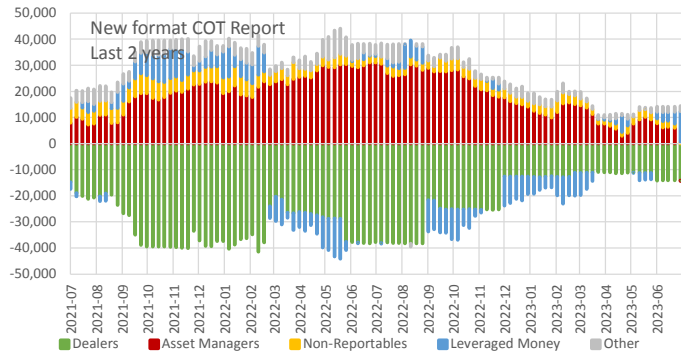
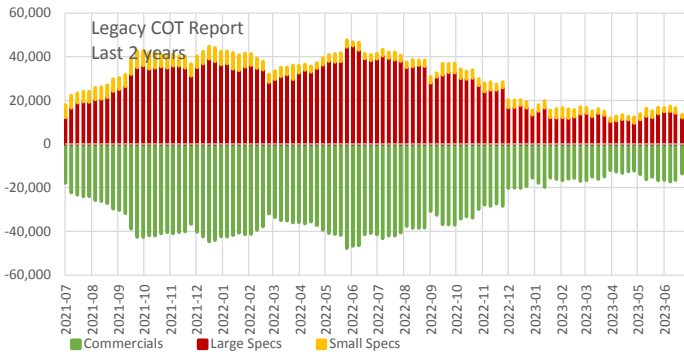
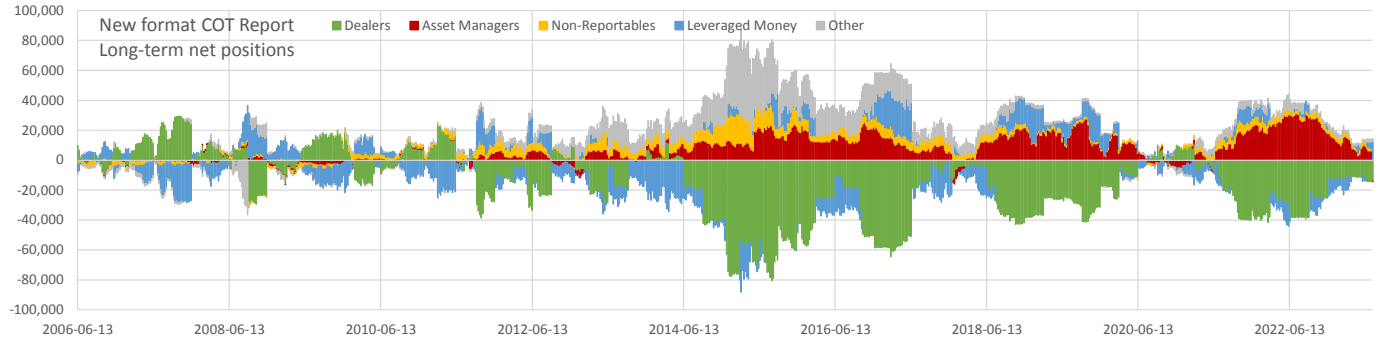
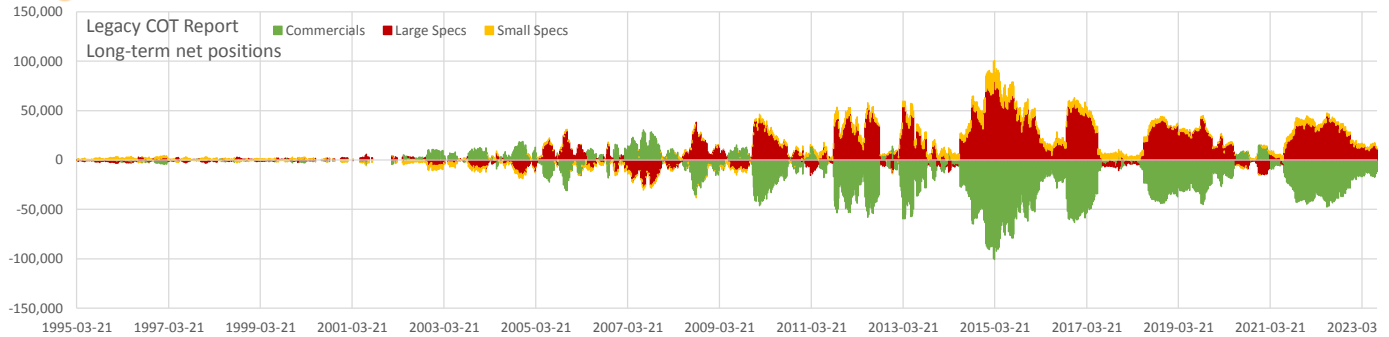
Net positions	Current	all time			2 years		
		min	max	Percentile	min	max	Percentile
Open Interest	1,514,293	73,887	1,557,467	0.99	1,213,243	1,557,467	0.96
Commercials	377,888	-55,703	395,897	0.98	214,232	395,897	0.93
Large Specs	-439,437	-453,848	28,763	0.00	-450,572	-226,636	0.02
Small Specs	61,548	-39,317	100,210	0.89	-10,535	66,534	0.99
Dealers	-81,305	-246,766	19,339	0.57	-96,822	19,339	0.09
Asset Managers	622,142	39,660	723,014	0.91	374,107	657,616	0.80
Non-Reportables	61,549	-39,318	100,211	0.89	-10,535	66,533	0.99
Leveraged Money	-639,656	-716,346	-19,879	0.04	-716,346	-374,284	0.20
Other	37,270	-21,116	78,646	0.71	19,660	78,646	0.25



Commitment of Traders

Data as of 2023-07-18, Options & Futures combined

DX - US Dollar Index



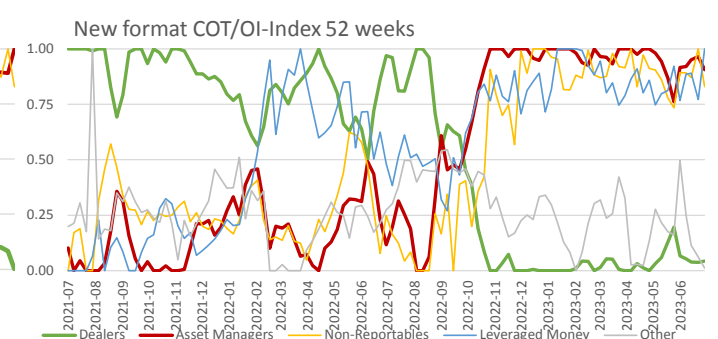
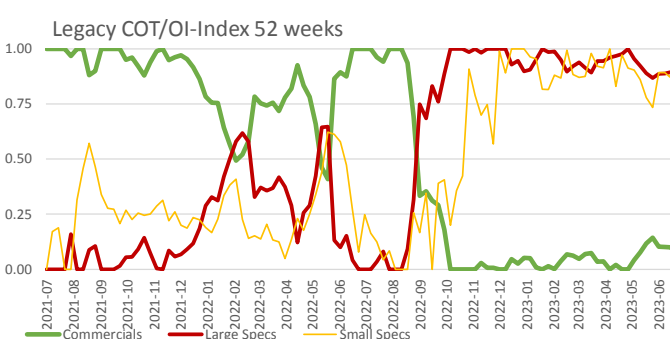
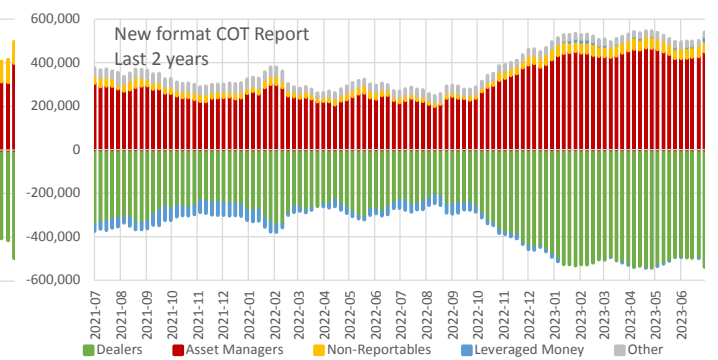
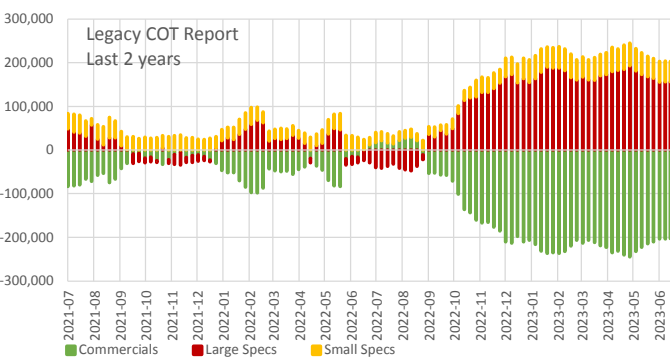
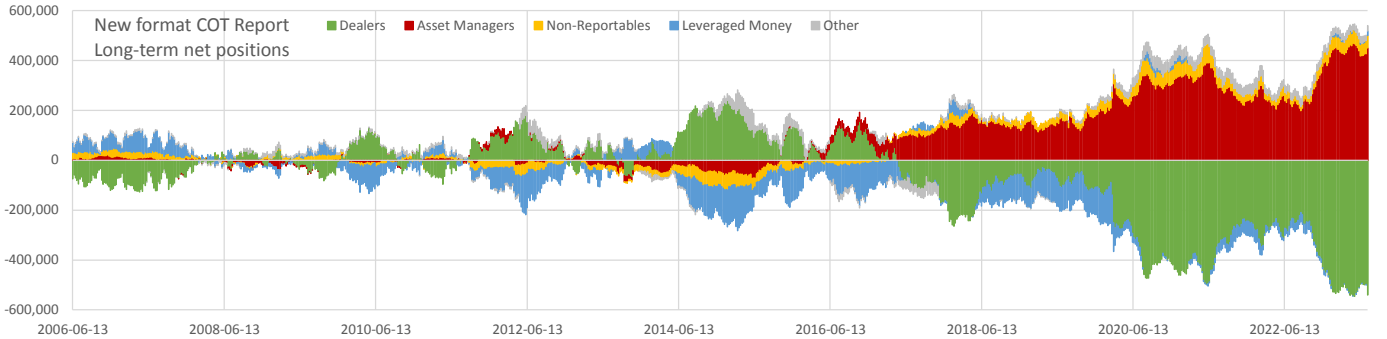
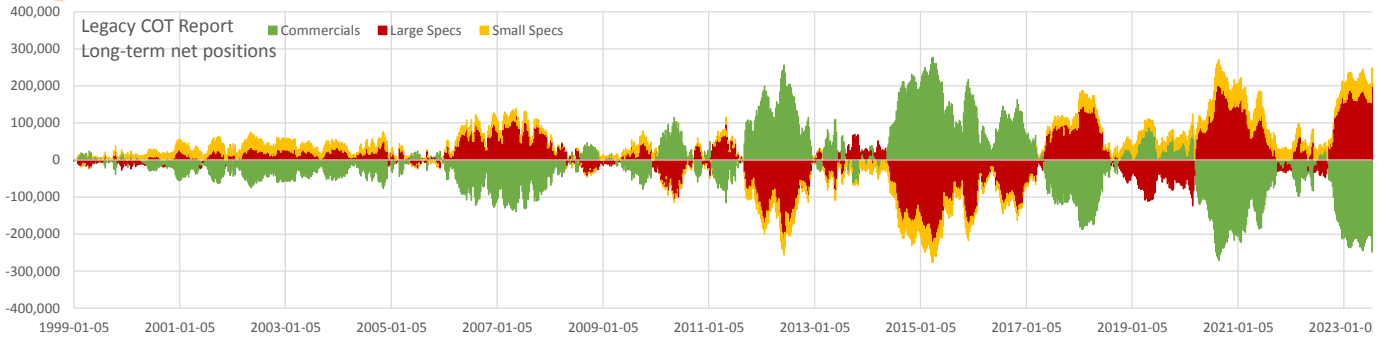
Net positions	Current	all time			2 years		
		min	max	Percentile	min	max	Percentile
Open Interest	41,081	3,990	148,866	0.56	26,646	65,292	0.25
Commercials	-11,600	-100,848	30,546	0.39	-47,727	-11,600	1.00
Large Specs	11,043	-27,952	81,210	0.62	9,496	44,971	0.02
Small Specs	558	-5,259	21,172	0.36	558	7,642	0.00
Dealers	-14,086	-80,469	29,483	0.46	-41,492	-11,010	0.75
Asset Managers	-339	-6,150	30,966	0.25	-339	30,966	0.00
Non-Reportables	558	-3,781	21,172	0.22	558	7,642	0.00
Leveraged Money	11,816	-35,933	29,752	0.87	-15,464	11,877	0.99
Other	2,051	-36,471	55,541	0.43	-1,311	10,359	0.25



Commitment of Traders

Data as of 2023-07-18, Options & Futures combined

6E - EUR/USD



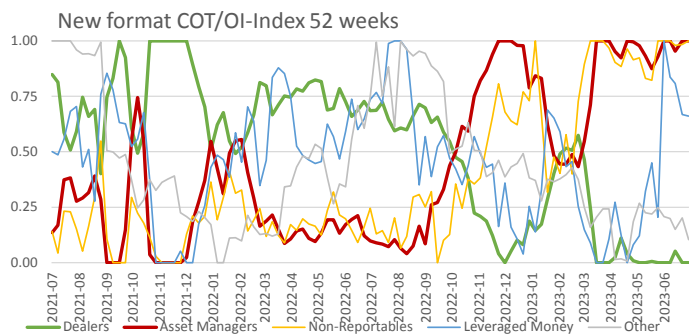
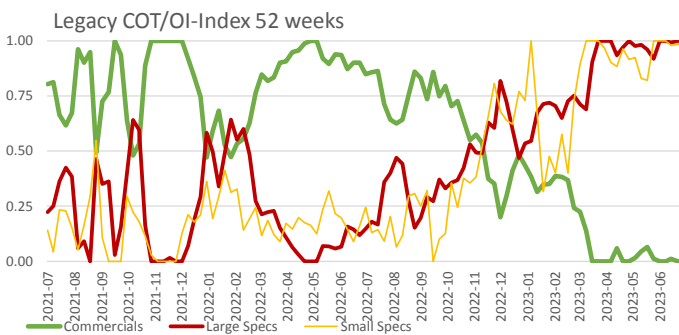
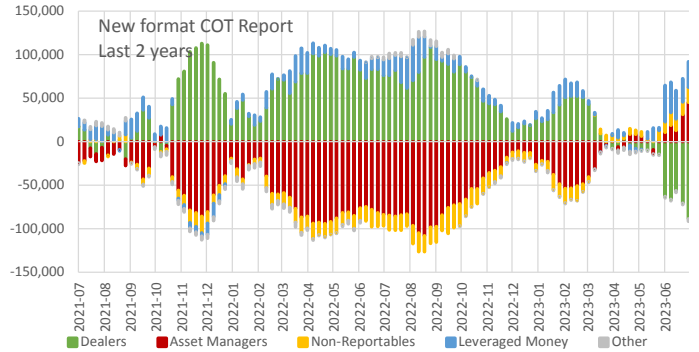
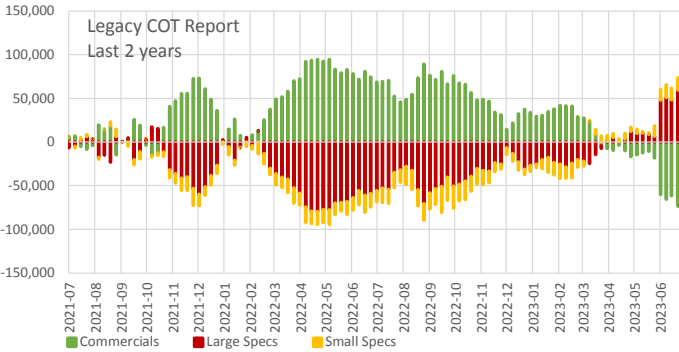
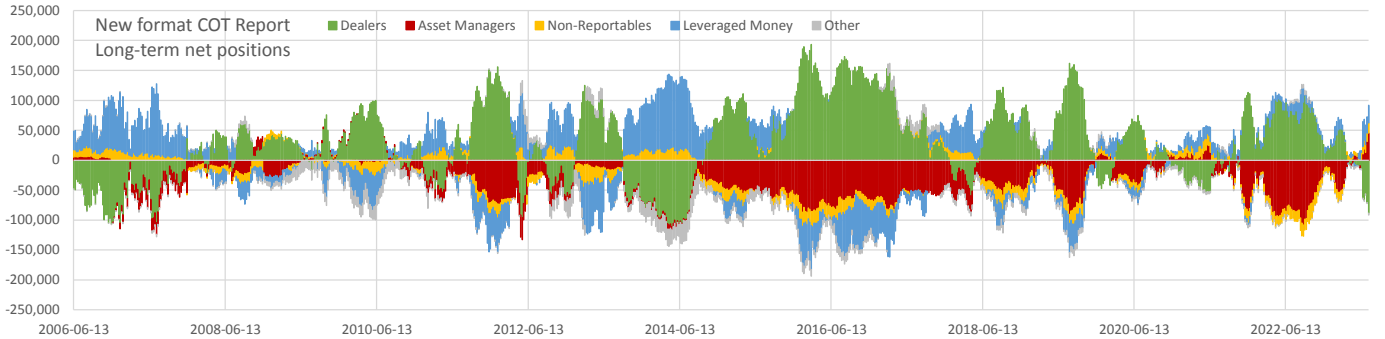
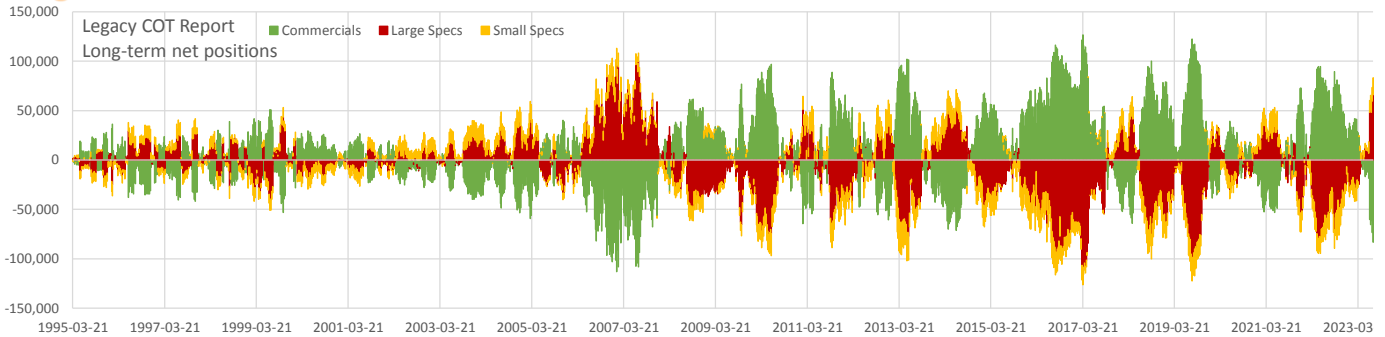
Net positions	Current	all time			2 years		
		min	max	Percentile	min	max	Percentile
Open Interest	910,121	2,109	927,384	0.99	692,667	927,384	0.95
Commercials	-248,758	-270,986	276,880	0.00	-248,758	29,673	0.00
Large Specs	198,934	-225,776	212,535	0.99	-47,358	198,934	1.00
Small Specs	49,824	-62,829	76,414	0.95	12,019	55,832	0.89
Dealers	-540,125	-545,348	239,170	0.00	-545,348	-209,652	0.02
Asset Managers	450,256	-72,280	467,313	0.99	197,895	467,313	0.92
Non-Reportables	49,823	-62,829	76,414	0.93	12,019	55,832	0.89
Leveraged Money	18,124	-175,046	91,058	0.79	-69,196	18,124	1.00
Other	21,920	-54,766	96,248	0.71	17,903	60,655	0.03



Commitment of Traders

Data as of 2023-07-18, Options & Futures combined

6B - GBP/USD



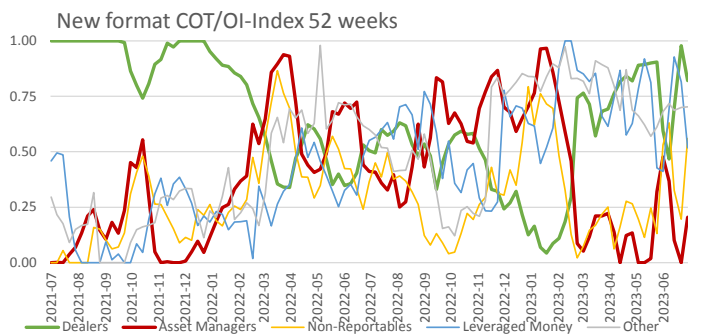
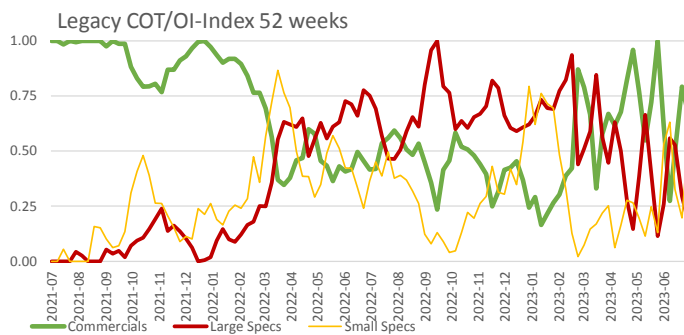
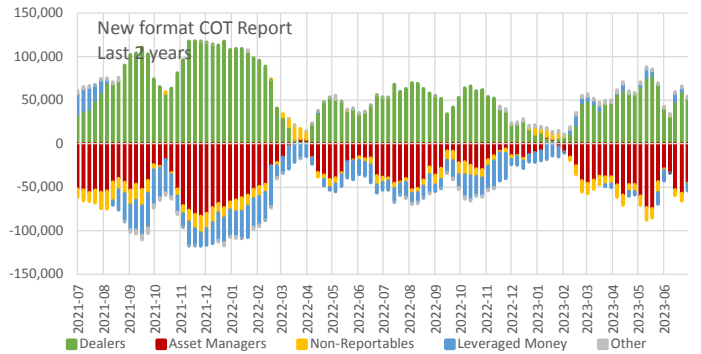
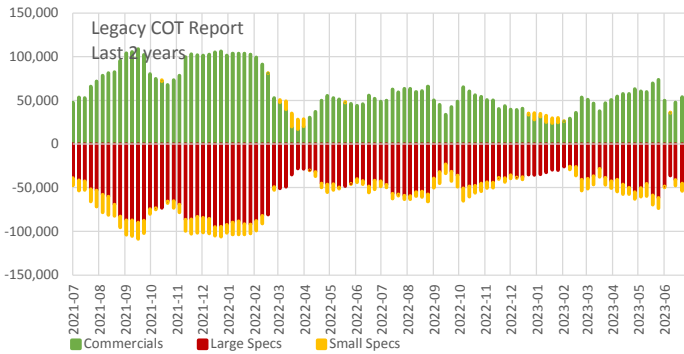
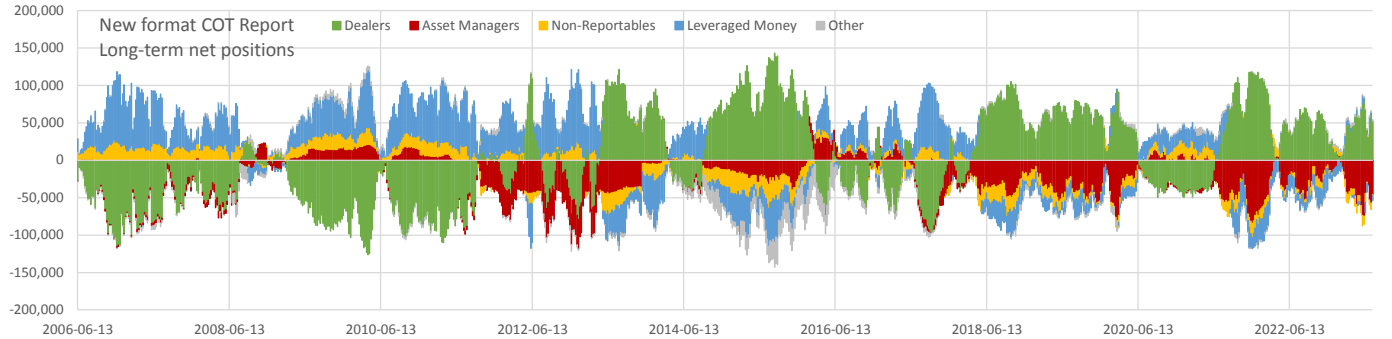
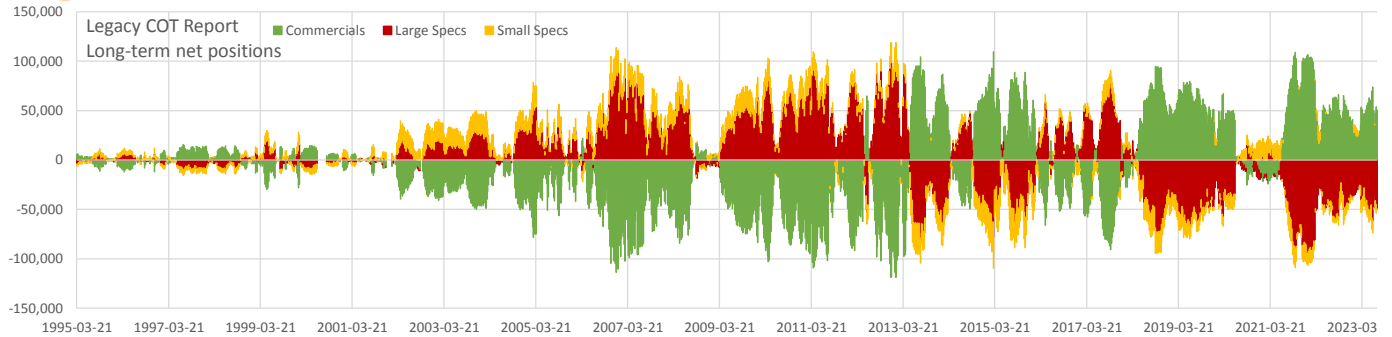
Net positions	Current	all time			2 years		
		min	max	Percentile	min	max	Percentile
Open Interest	309,228	20,215	337,622	0.98	159,274	331,393	0.94
Commercials	-83,305	-112,894	126,471	0.01	-83,305	94,652	0.00
Large Specs	66,045	-113,271	99,809	0.98	-79,646	66,045	1.00
Small Specs	17,260	-35,011	25,481	0.96	-29,862	17,260	1.00
Dealers	-88,581	-110,552	193,455	0.03	-88,581	112,992	0.00
Asset Managers	45,101	-108,135	45,101	1.00	-108,135	45,101	1.00
Non-Reportables	17,260	-35,011	25,481	0.94	-29,862	17,260	1.00
Leveraged Money	29,368	-87,376	125,546	0.76	-15,633	42,120	0.92
Other	-3,148	-35,288	25,385	0.57	-5,723	6,753	0.26



Commitment of Traders

Data as of 2023-07-18, Options & Futures combined

6A - AUD/USD



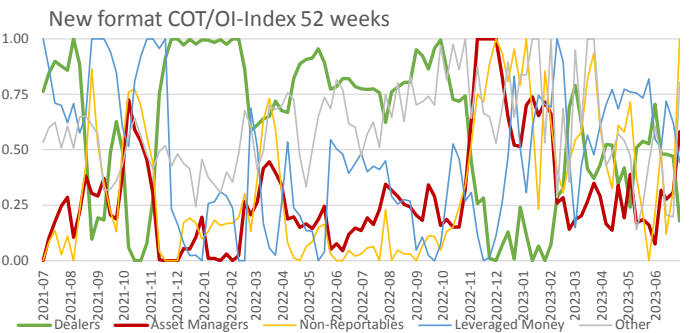
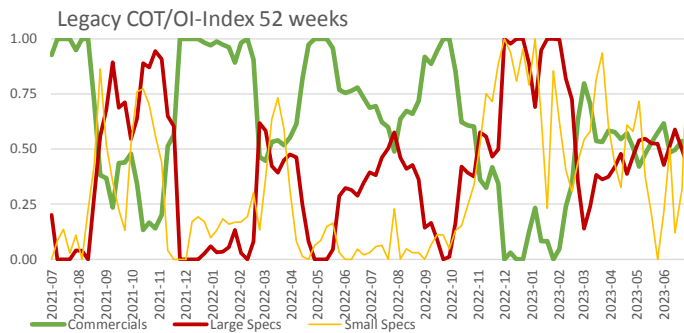
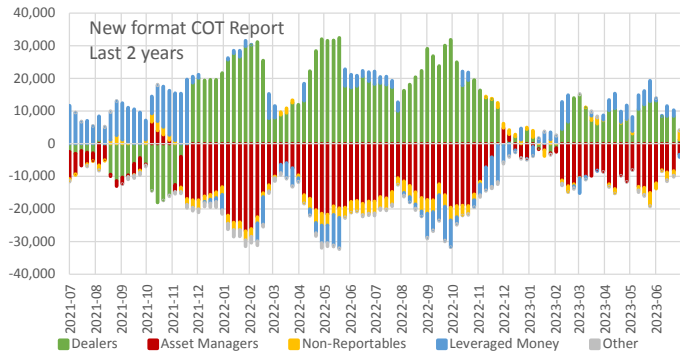
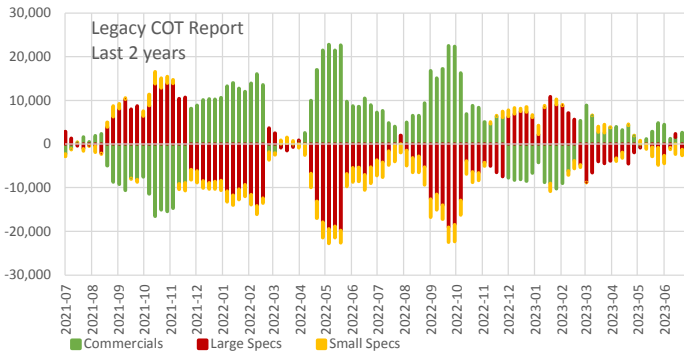
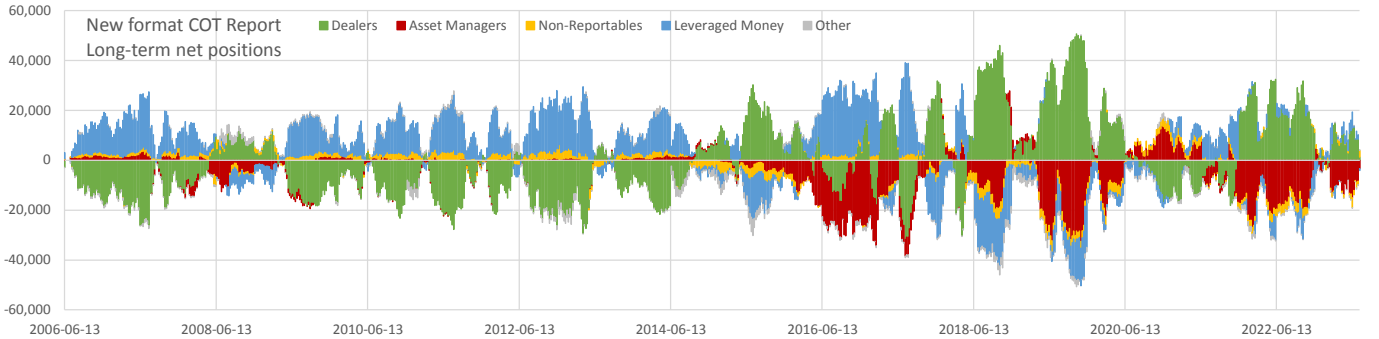
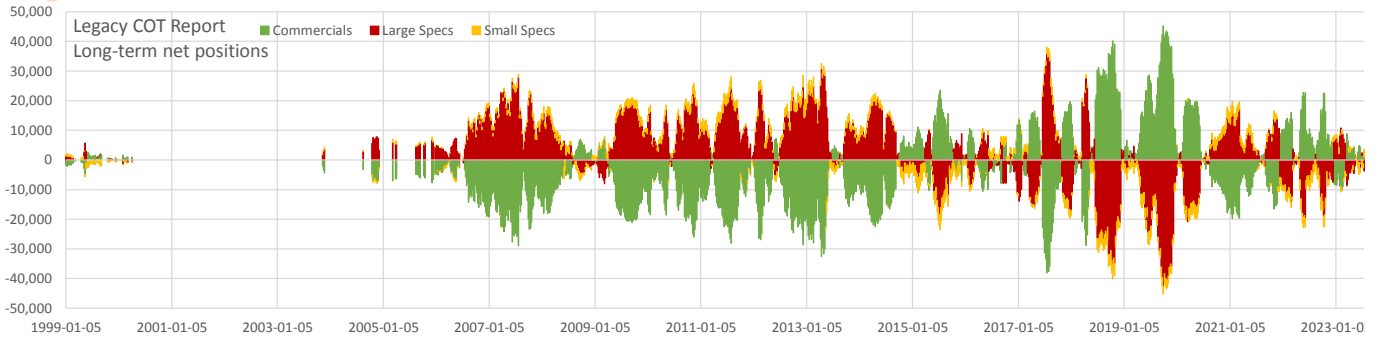
Net positions	Current	all time			2 years		
		min	max	Percentile	min	max	Percentile
Open Interest	160,696	4,386	270,535	0.80	135,024	225,111	0.22
Commercials	50,184	-118,940	109,441	0.85	16,913	108,834	0.38
Large Specs	-49,437	-94,816	104,085	0.08	-94,816	-23,002	0.44
Small Specs	-746	-32,637	26,569	0.38	-21,565	15,333	0.83
Dealers	52,241	-126,113	143,023	0.71	2,804	117,971	0.45
Asset Managers	-45,866	-83,739	31,945	0.06	-83,739	2,741	0.34
Non-Reportables	-746	-32,637	26,569	0.43	-21,565	15,333	0.83
Leveraged Money	-7,595	-63,973	101,203	0.32	-46,907	25,149	0.70
Other	1,966	-35,858	10,136	0.80	-5,975	4,338	0.68



Commitment of Traders

Data as of 2023-07-18, Options & Futures combined

6N - NZD/USD



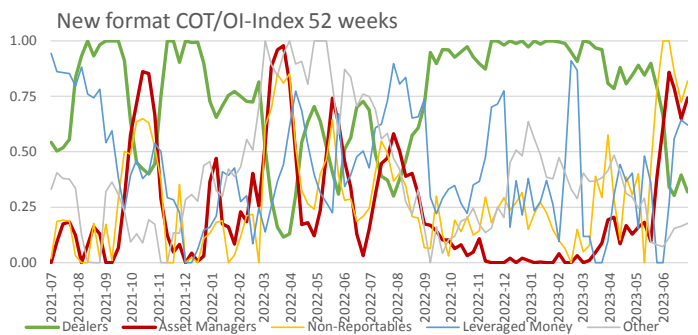
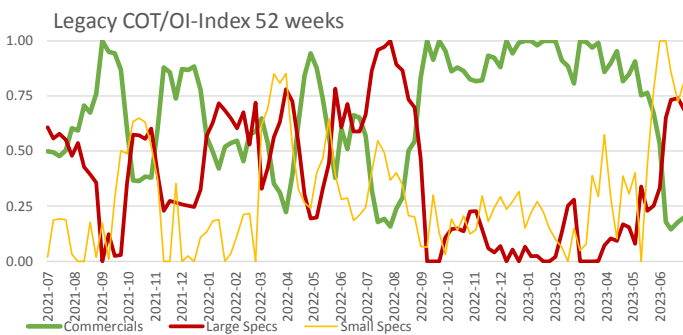
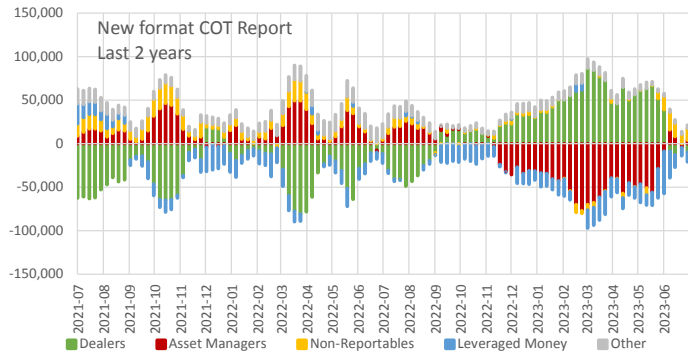
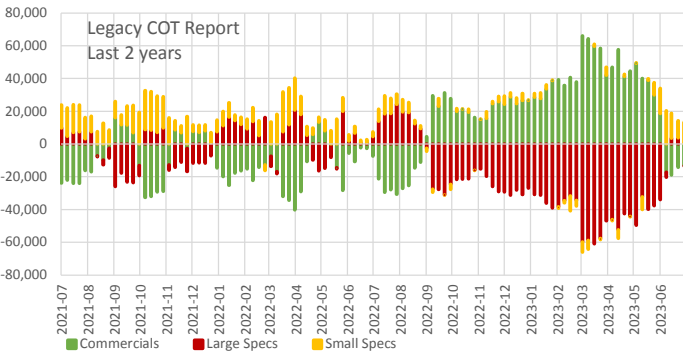
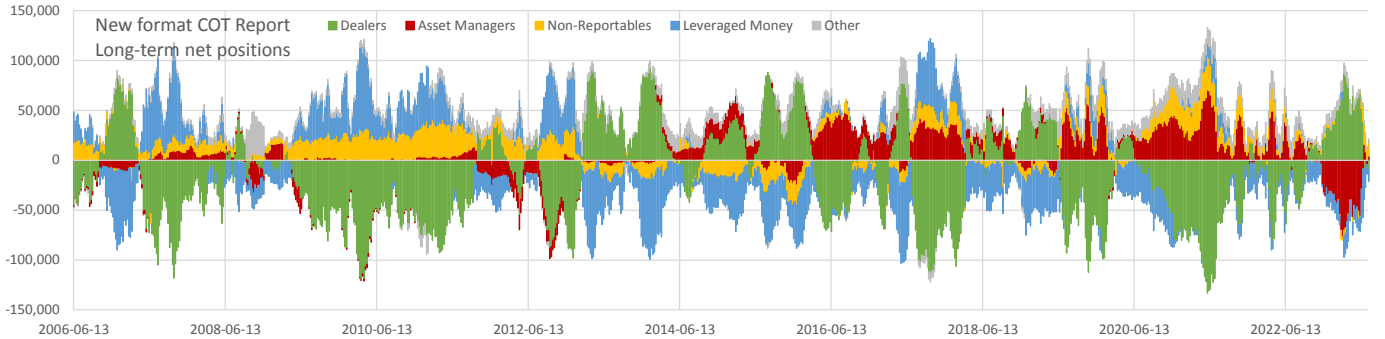
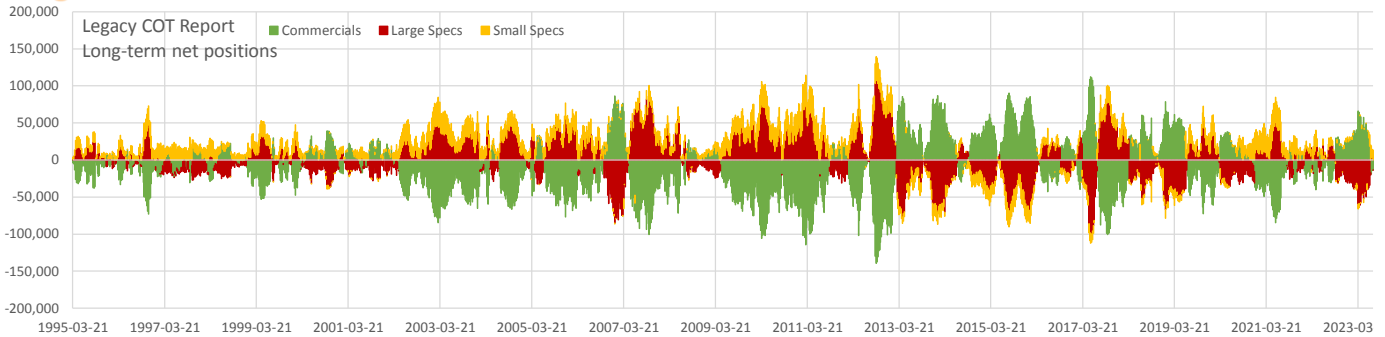
Net positions	Current	all time			2 years		
		min	max	Percentile	min	max	Percentile
Open Interest	39,410	1,247	79,952	0.68	28,455	64,109	0.33
Commercials	938	-38,120	45,265	0.67	-16,557	22,819	0.36
Large Specs	-3,626	-42,544	35,981	0.21	-19,771	13,955	0.45
Small Specs	2,688	-4,918	5,868	0.93	-4,202	2,771	0.99
Dealers	1,227	-31,738	50,681	0.57	-18,114	32,401	0.26
Asset Managers	-3,319	-32,452	13,679	0.35	-26,830	6,599	0.80
Non-Reportables	2,688	-4,918	5,868	0.92	-4,202	2,771	0.99
Leveraged Money	-877	-27,938	36,906	0.33	-11,270	19,729	0.32
Other	281	-6,527	3,686	0.76	-2,078	491	0.94



Commitment of Traders

Data as of 2023-07-18, Options & Futures combined

6C - CAD/USD



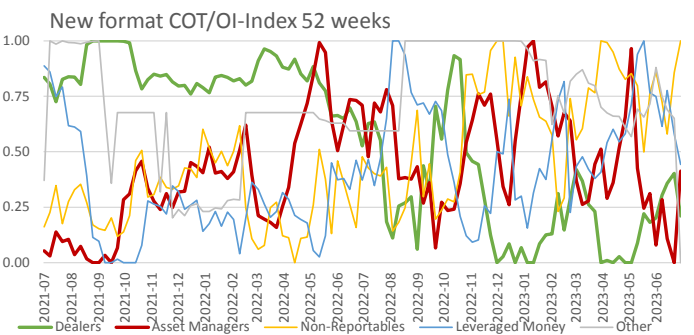
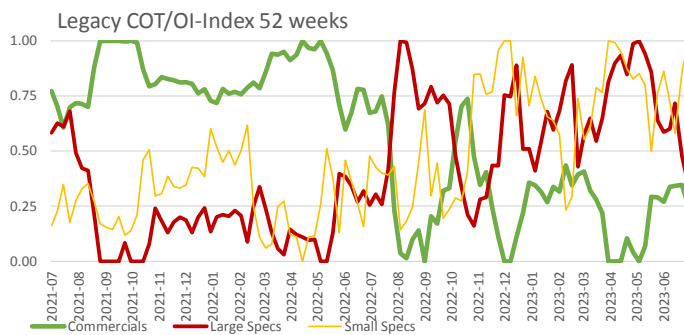
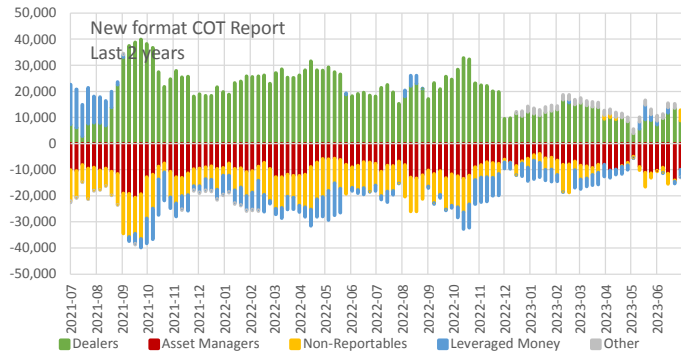
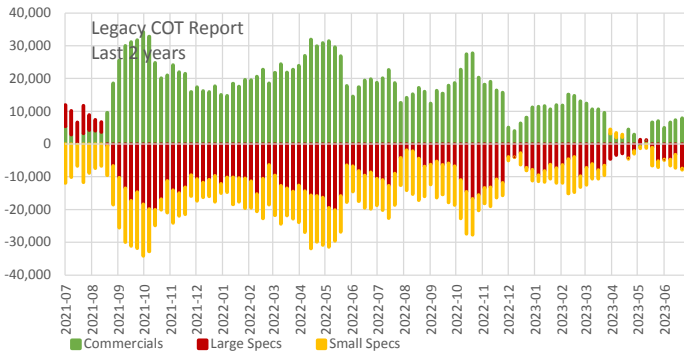
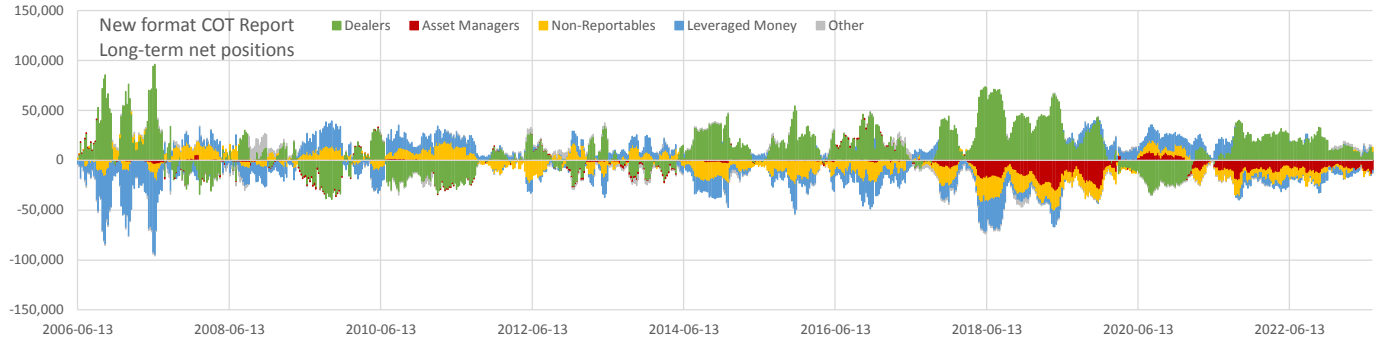
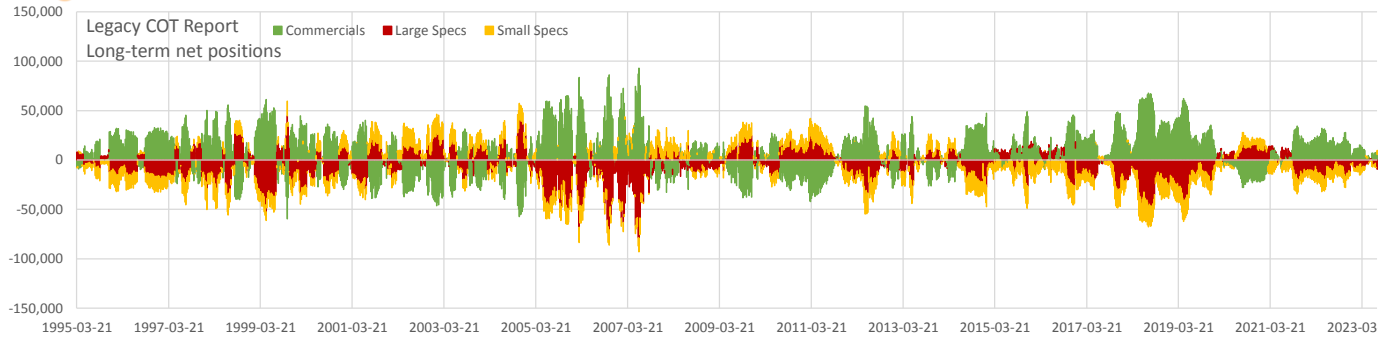
Net positions	Current	all time			2 years		
		min	max	Percentile	min	max	Percentile
Open Interest	158,883	31,504	329,843	0.76	138,587	258,694	0.25
Commercials	-13,189	-139,333	112,295	0.49	-40,322	66,044	0.33
Large Specs	-270	-99,736	113,628	0.47	-61,016	24,340	0.61
Small Specs	13,459	-30,019	37,871	0.60	-9,140	24,508	0.79
Dealers	-10,123	-133,043	92,462	0.53	-81,203	86,702	0.50
Asset Managers	4,069	-76,870	70,334	0.51	-76,870	49,158	0.47
Non-Reportables	13,458	-30,018	37,871	0.65	-9,140	24,508	0.79
Leveraged Money	-11,135	-88,034	89,598	0.48	-49,125	23,157	0.55
Other	3,731	-19,325	42,174	0.28	1,826	19,242	0.06



Commitment of Traders

Data as of 2023-07-18, Options & Futures combined

6S - CHF/USD



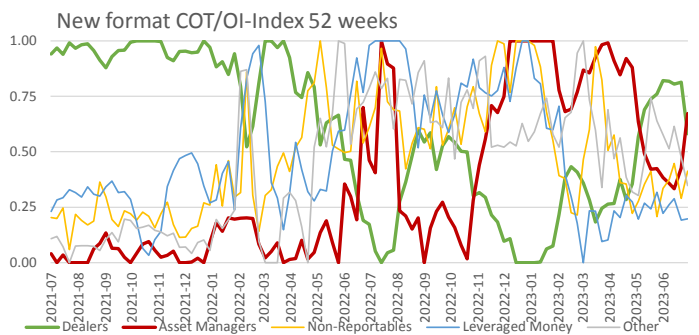
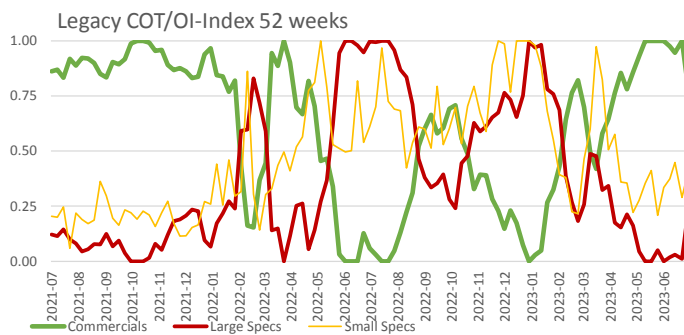
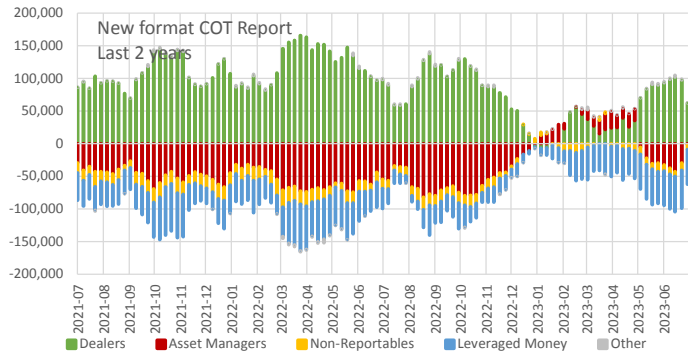
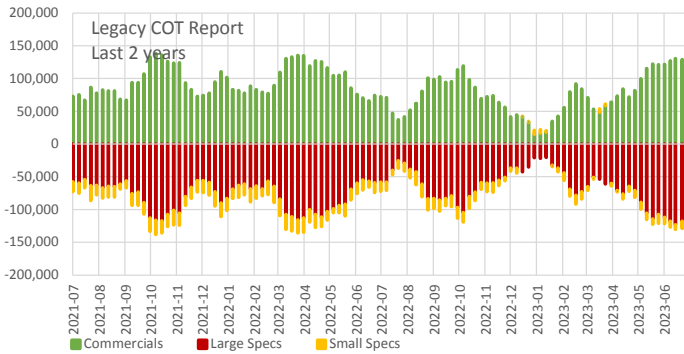
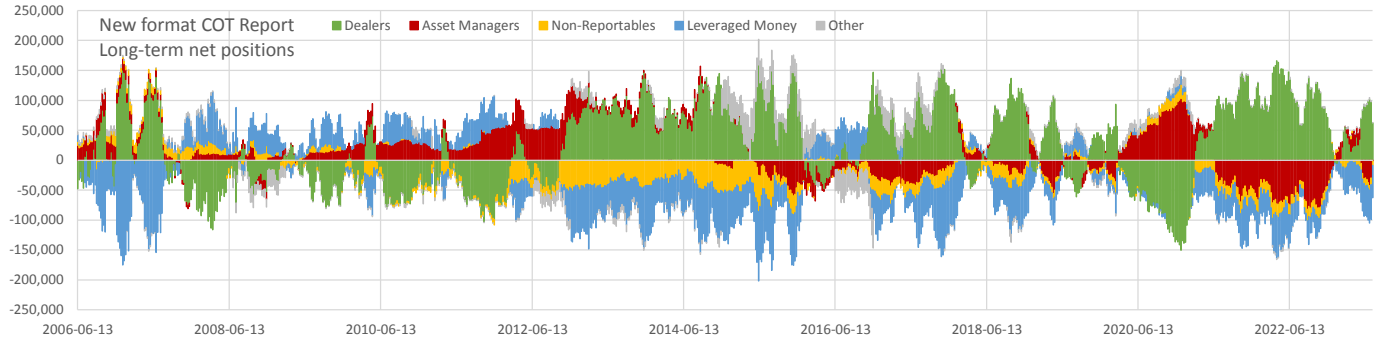
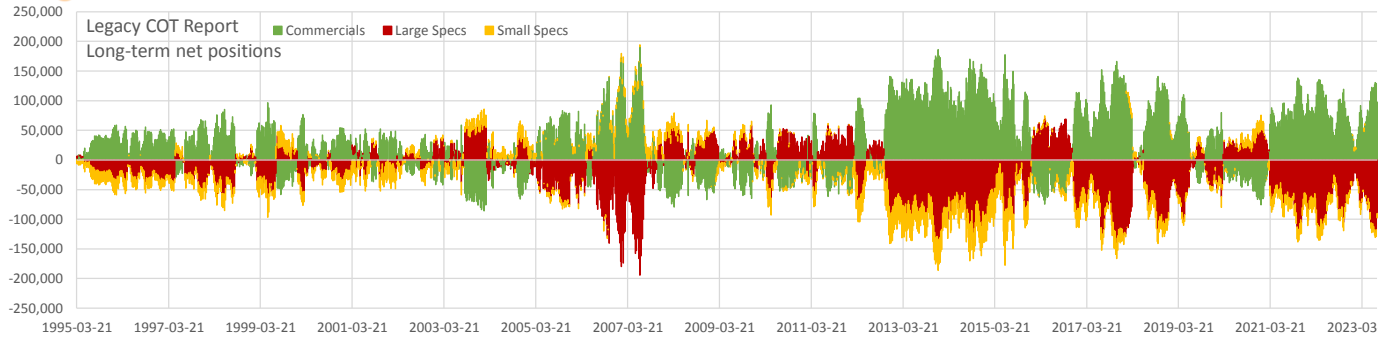
Net positions	Current	all time			2 years		
		min	max	Percentile	min	max	Percentile
Open Interest	47,011	22,130	157,623	0.31	31,745	63,119	0.48
Commercials	5,470	-59,689	92,876	0.42	-779	34,197	0.16
Large Specs	-9,558	-78,921	44,644	0.42	-20,171	8,509	0.47
Small Specs	4,087	-24,247	22,178	0.72	-17,126	4,087	1.00
Dealers	8,800	-39,297	95,982	0.46	2,809	39,894	0.10
Asset Managers	-9,981	-30,743	9,621	0.13	-20,648	-3,809	0.39
Non-Reportables	4,088	-24,247	19,361	0.74	-17,127	4,088	1.00
Leveraged Money	-2,872	-80,161	25,007	0.47	-13,791	15,287	0.51
Other	-34	-5,515	14,447	0.45	-642	2,182	0.22



Commitment of Traders

Data as of 2023-07-18, Options & Futures combined

6J - JPY/USD



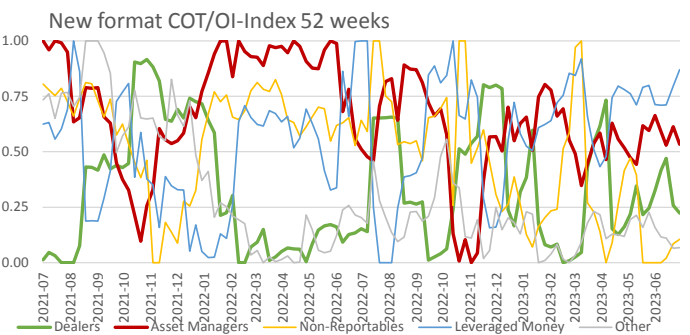
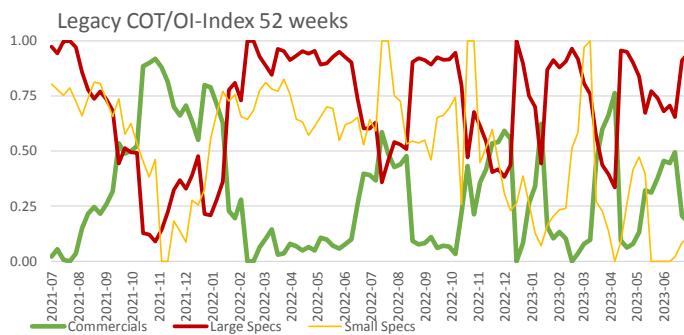
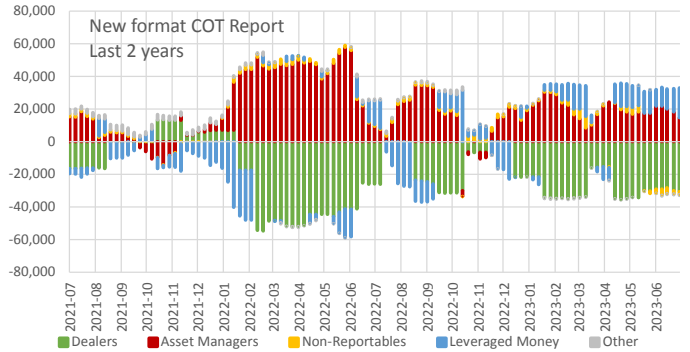
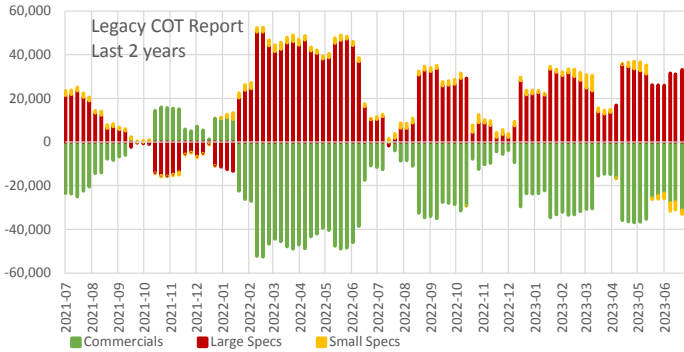
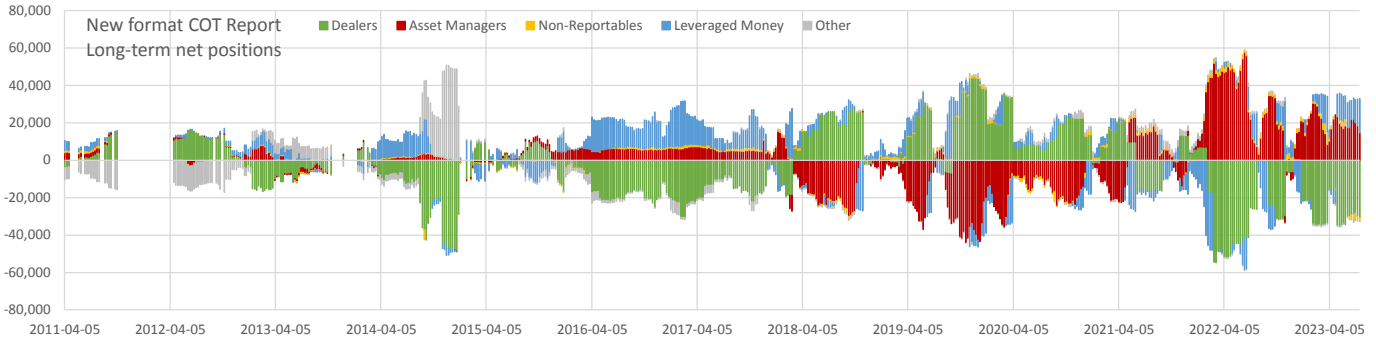
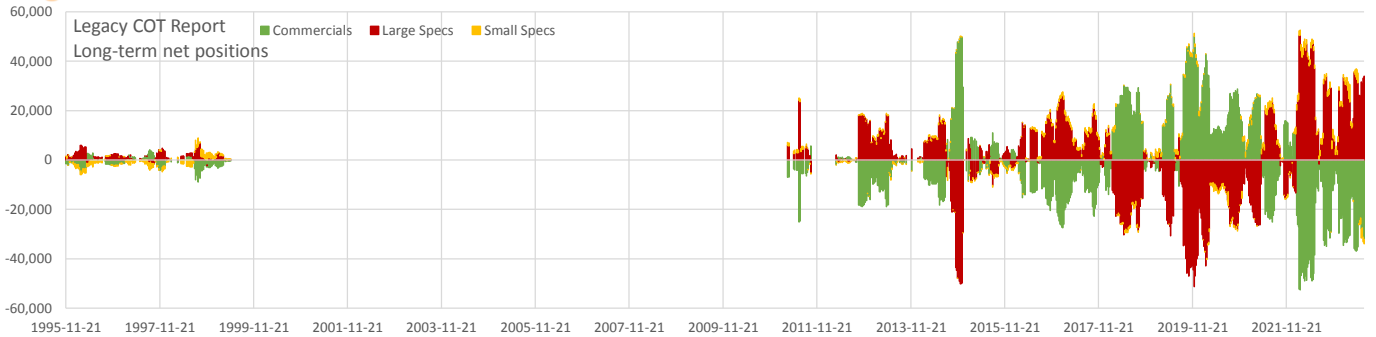
Net positions	Current	all time			2 years		
		min	max	Percentile	min	max	Percentile
Open Interest	252,806	53,773	410,416	0.81	185,743	315,215	0.53
Commercials	97,675	-85,622	190,891	0.84	14,929	138,352	0.66
Large Specs	-90,181	-194,116	70,342	0.09	-122,968	-20,711	0.25
Small Specs	-7,493	-60,052	28,646	0.51	-25,717	5,935	0.81
Dealers	62,256	-150,097	165,845	0.65	-7,053	165,845	0.24
Asset Managers	-1,445	-81,849	103,196	0.37	-81,849	26,816	0.82
Non-Reportables	-7,494	-60,052	24,389	0.53	-25,717	5,935	0.81
Leveraged Money	-53,722	-174,882	86,392	0.23	-73,730	-2,351	0.18
Other	403	-49,897	56,294	0.49	-6,001	3,762	0.42



Commitment of Traders

Data as of 2023-07-18, Options & Futures combined

6L - BRL/USD



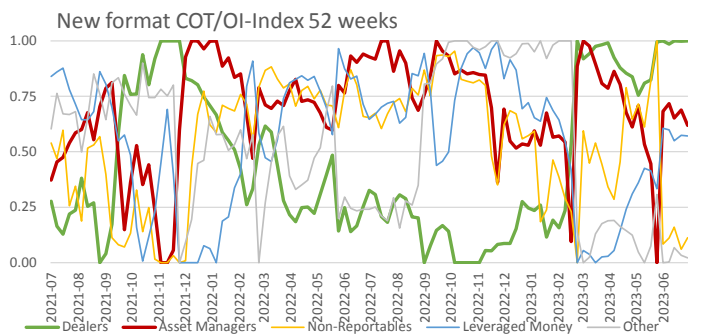
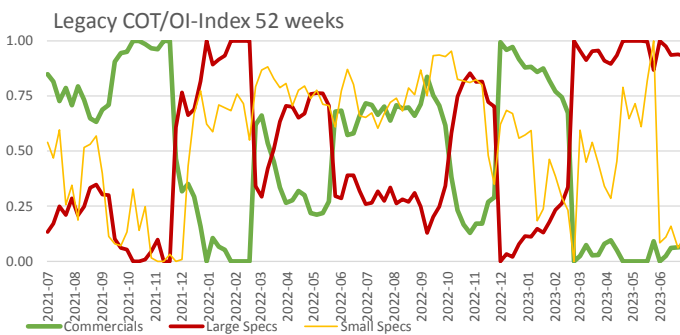
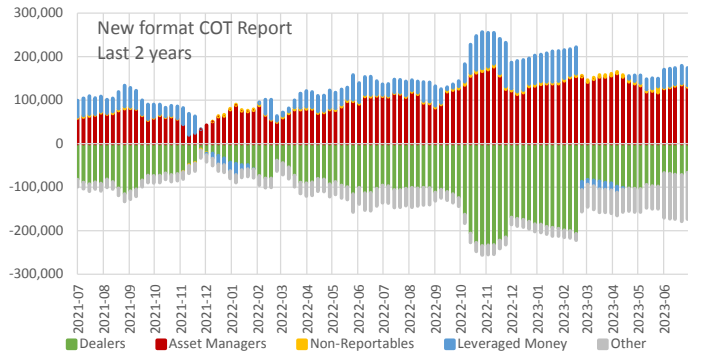
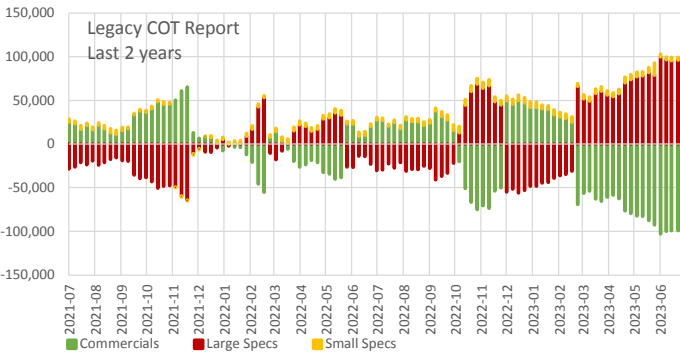
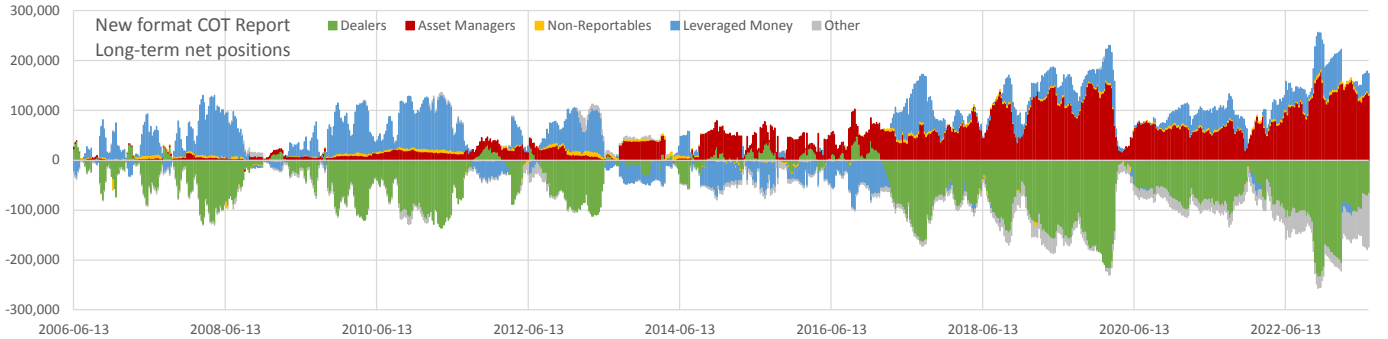
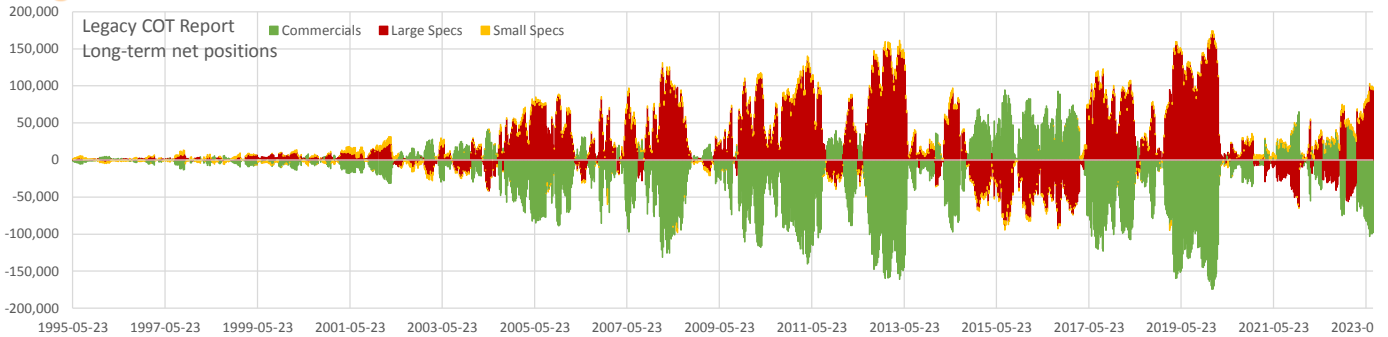
Net positions	Current	all time			2 years		
		min	max	Percentile	min	max	Percentile
Open Interest	48,146	1,525	94,580	0.87	21,236	94,580	0.58
Commercials	-32,196	-52,564	49,951	0.04	-52,564	15,945	0.29
Large Specs	33,933	-51,274	50,481	0.97	-15,698	50,481	0.80
Small Specs	-1,737	-5,527	7,039	0.03	-3,698	7,039	0.03
Dealers	-30,662	-54,800	44,021	0.08	-54,800	13,395	0.33
Asset Managers	14,584	-43,965	57,812	0.88	-14,183	57,812	0.39
Non-Reportables	-1,737	-5,527	7,039	0.01	-3,698	7,039	0.03
Leveraged Money	18,390	-40,275	32,847	0.96	-40,275	31,515	0.98
Other	-575	-17,117	50,062	0.35	-812	4,095	0.11



Commitment of Traders

Data as of 2023-07-18, Options & Futures combined

6M - MXN/USD



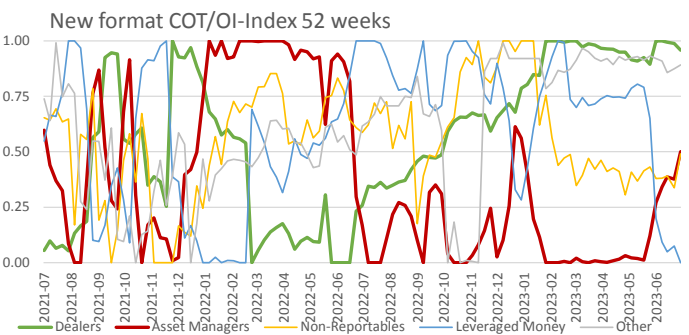
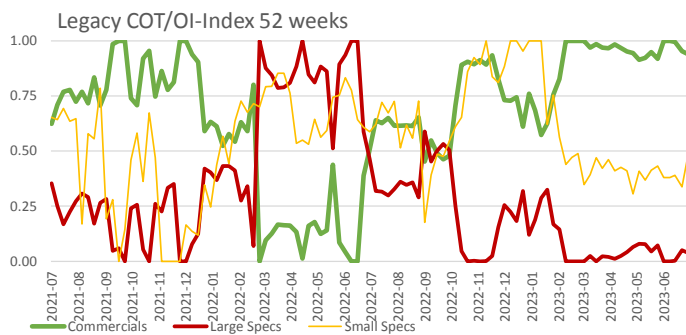
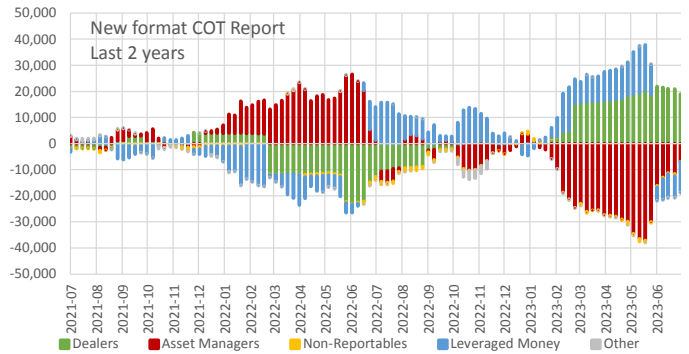
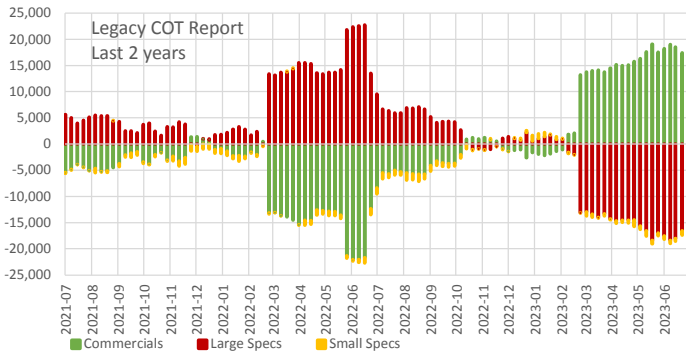
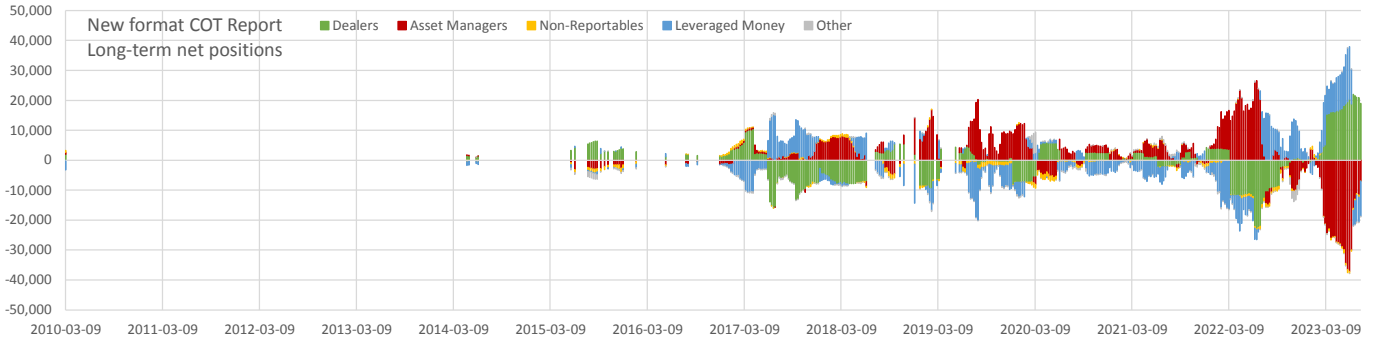
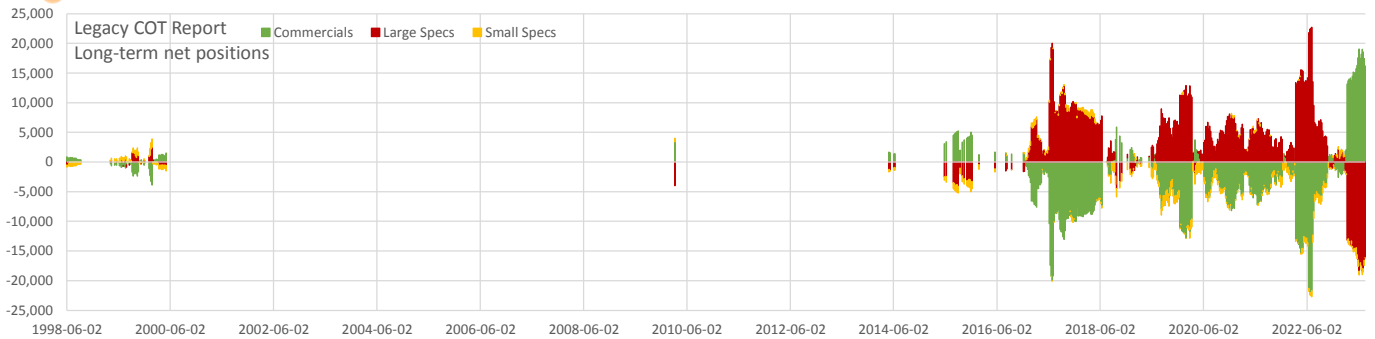
Net positions	Current	all time			2 years		
		min	max	Percentile	min	max	Percentile
Open Interest	238,045	3,426	376,747	0.95	94,780	376,747	0.71
Commercials	-98,239	-174,580	94,520	0.10	-103,010	65,203	0.03
Large Specs	94,492	-89,524	170,379	0.89	-64,080	99,697	0.96
Small Specs	3,747	-21,213	13,915	0.69	-1,754	13,915	0.42
Dealers	-66,077	-234,567	48,409	0.44	-234,567	-12,858	0.84
Asset Managers	129,906	-2,367	176,493	0.93	19,281	176,493	0.72
Non-Reportables	3,747	-21,213	13,915	0.60	-1,754	13,915	0.42
Leveraged Money	40,127	-96,988	119,854	0.68	-25,745	101,988	0.64
Other	-107,703	-107,703	27,781	0.00	-107,703	-14,670	0.00



Commitment of Traders

Data as of 2023-07-18, Options & Futures combined

6Z - ZAR/USD



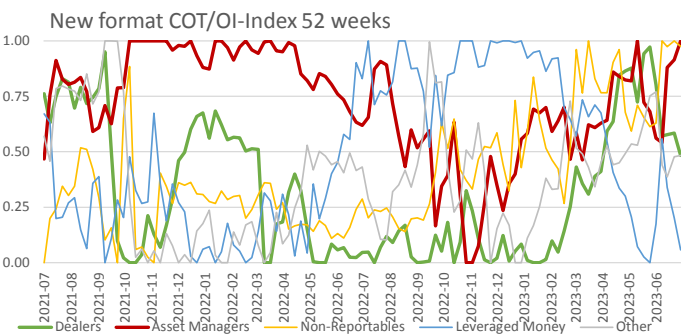
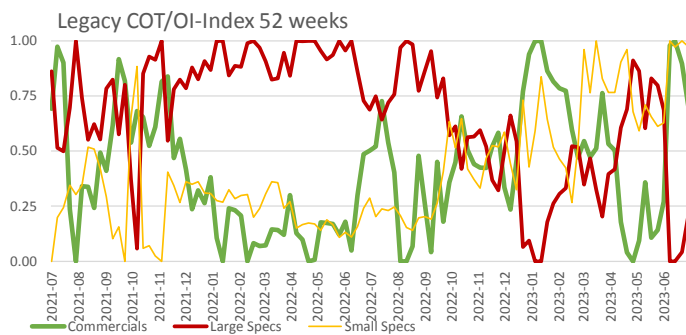
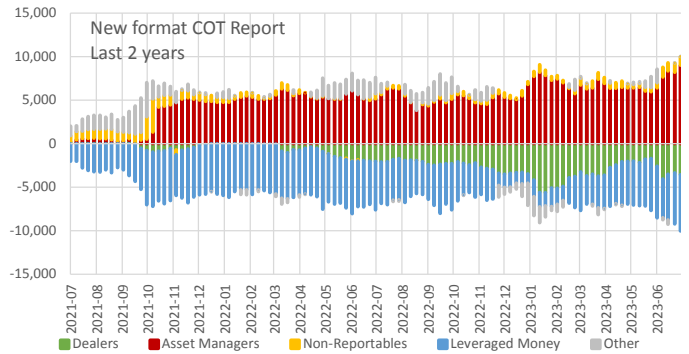
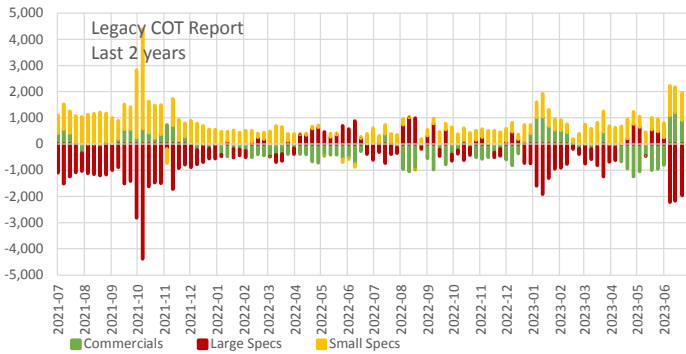
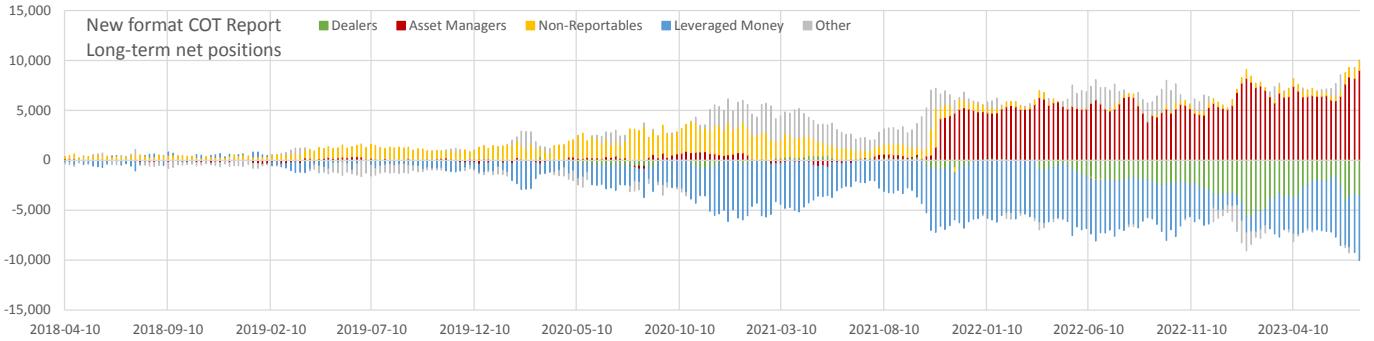
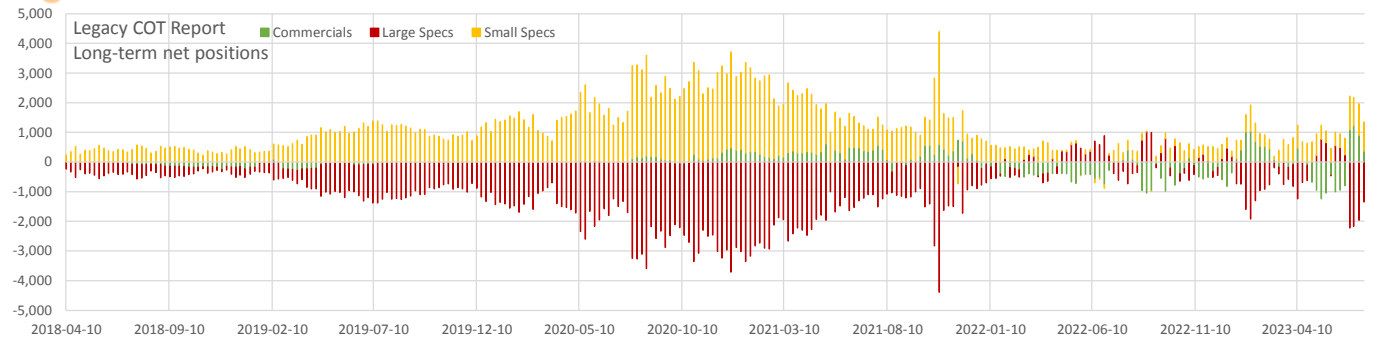
Net positions	Current	all time			2 years		
		min	max	Percentile	min	max	Percentile
Open Interest	27,040	1,227	44,266	0.87	7,968	44,266	0.66
Commercials	16,167	-22,044	19,068	0.98	-22,044	19,068	0.92
Large Specs	-16,144	-18,404	22,713	0.01	-18,404	22,713	0.06
Small Specs	-23	-1,783	1,402	0.65	-1,399	1,081	0.83
Dealers	18,953	-22,908	21,946	0.98	-22,908	21,946	0.94
Asset Managers	-6,949	-37,100	26,552	0.07	-37,100	26,552	0.24
Non-Reportables	-23	-1,783	1,081	0.68	-1,399	1,081	0.83
Leveraged Money	-11,811	-18,625	18,044	0.03	-16,104	18,044	0.04
Other	-170	-3,385	6,797	0.36	-3,385	1,022	0.36



Commitment of Traders

Data as of 2023-07-18, Options & Futures combined

BTC - BTC/USD



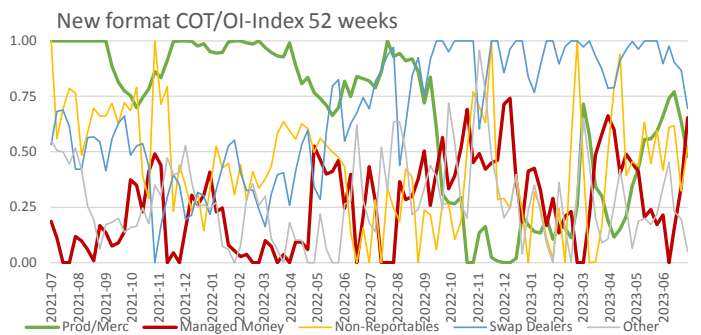
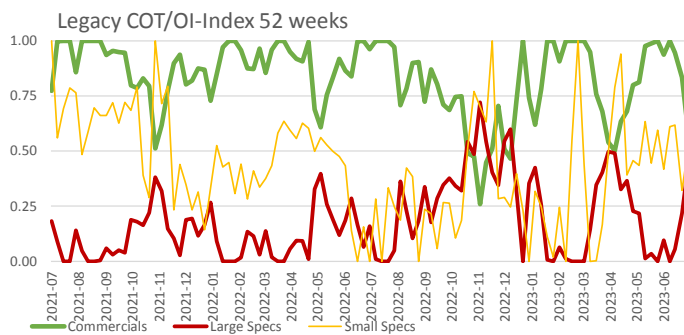
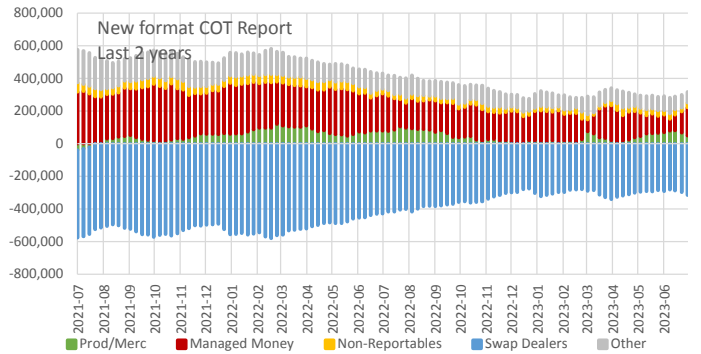
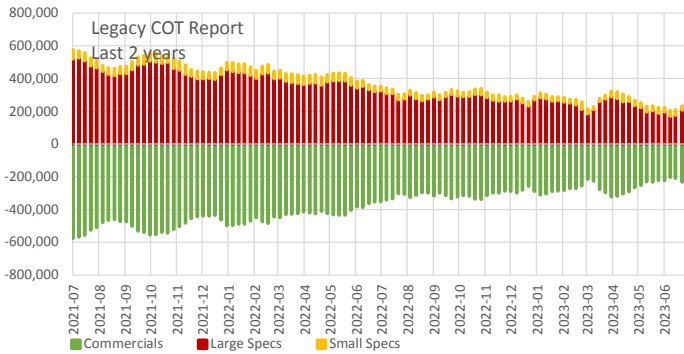
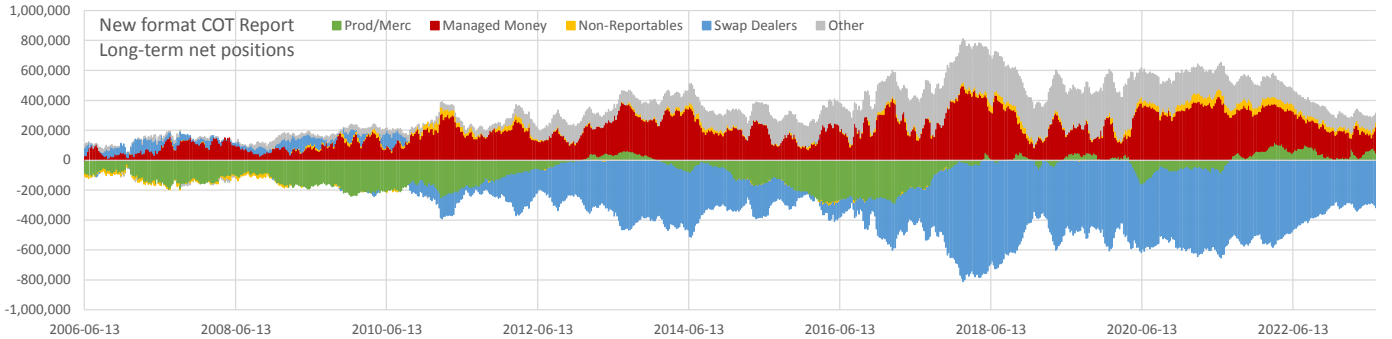
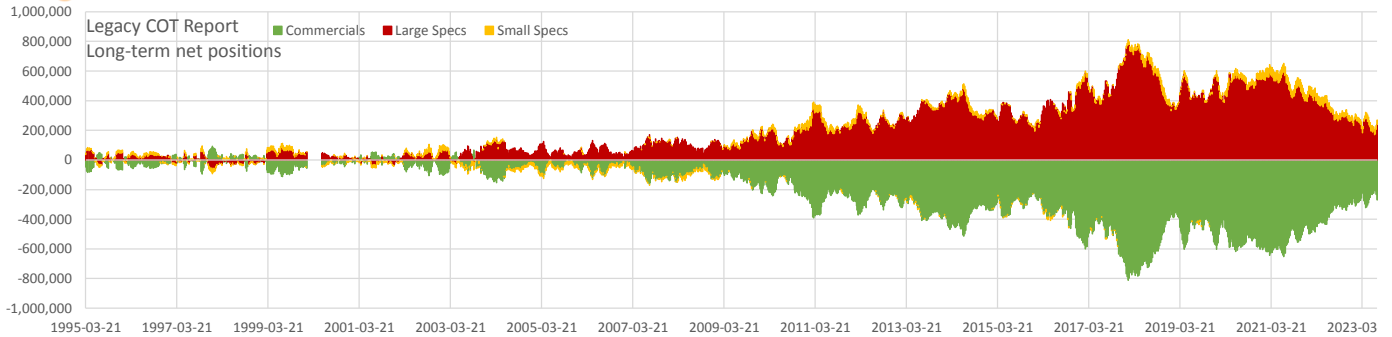
Net positions	Current	all time			2 years		
		min	max	Percentile	min	max	Percentile
Open Interest	16,850	1,702	21,184	0.93	6,509	21,184	0.81
Commercials	364	-1,241	1,215	0.88	-1,241	1,215	0.79
Large Specs	-1,354	-4,391	1,011	0.29	-4,391	1,011	0.13
Small Specs	990	-553	3,808	0.58	-553	3,808	0.86
Dealers	-3,564	-5,630	476	0.04	-5,630	335	0.11
Asset Managers	9,013	-692	9,013	1.00	-23	9,013	1.00
Non-Reportables	990	-553	3,808	0.58	-553	3,808	0.86
Leveraged Money	-6,474	-6,657	494	0.00	-6,657	-1,064	0.00
Other	34	-2,599	3,995	0.46	-2,599	3,995	0.31



Commitment of Traders

Data as of 2023-07-18, Options & Futures combined

CL - Crude Oil



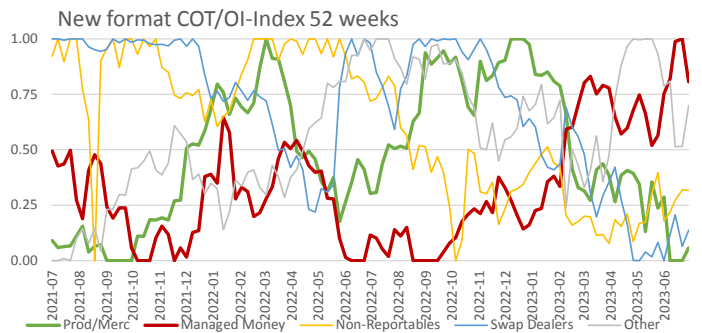
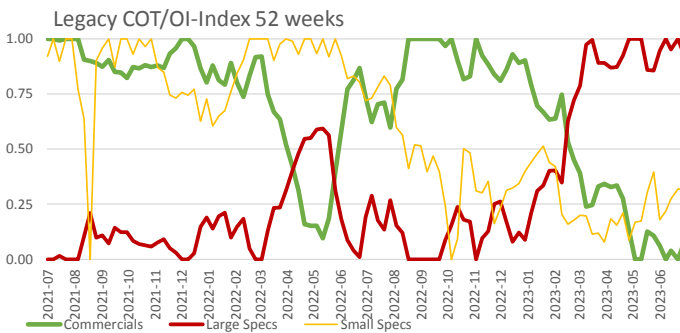
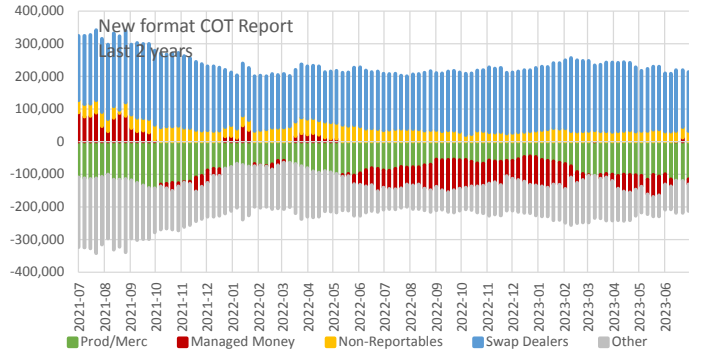
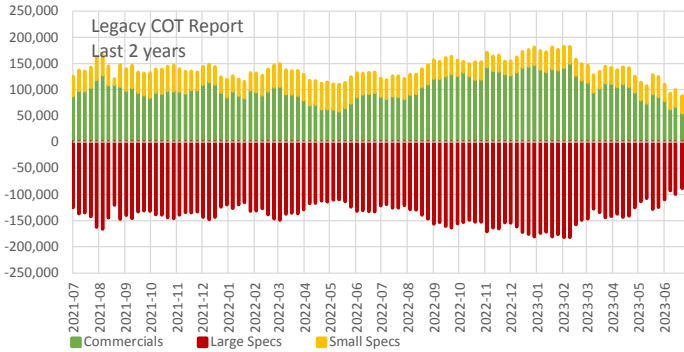
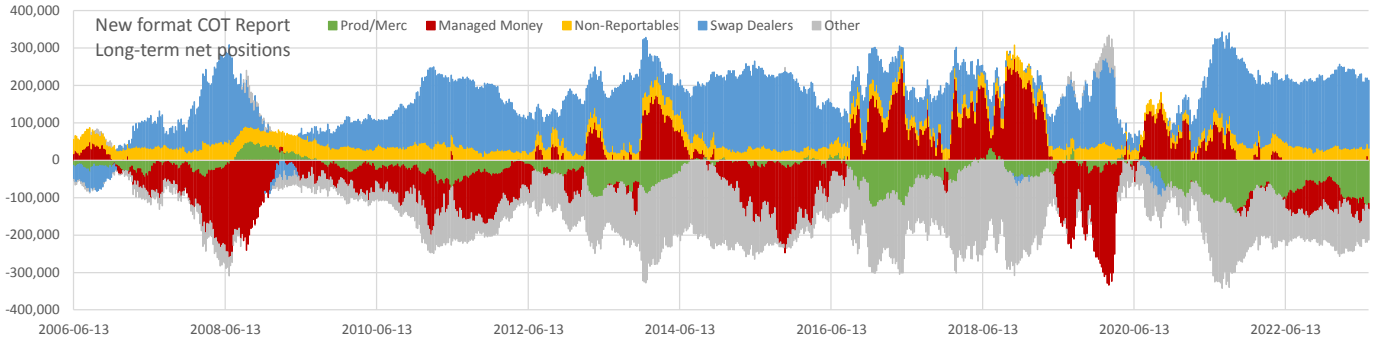
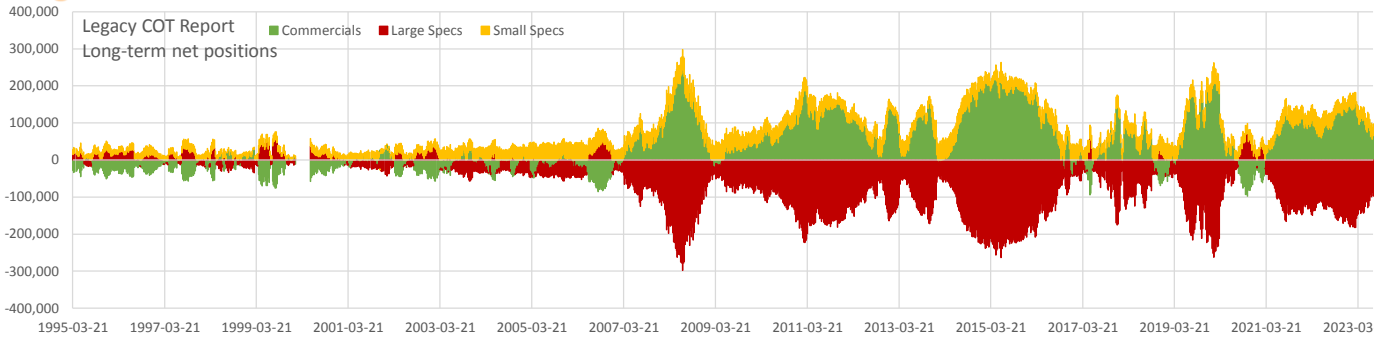
Net positions	Current	all time			2 years		
		min	max	Percentile	min	max	Percentile
Open Interest	2,188,361	391,567	3,785,409	0.45	1,823,563	3,107,889	0.25
Commercials	-269,140	-811,538	92,356	0.37	-577,105	-204,163	0.87
Large Specs	239,292	-63,543	784,290	0.60	170,119	526,691	0.13
Small Specs	29,847	-30,031	61,400	0.84	15,683	60,283	0.28
Prod/Merc	47,508	-294,815	118,326	0.91	-40,030	118,326	0.50
Managed Money	173,285	12,710	496,111	0.44	71,302	346,836	0.24
Non-Reportables	29,847	-28,931	61,400	0.75	15,683	60,283	0.28
Swap Dealers	-316,647	-786,599	106,176	0.39	-581,428	-276,312	0.74
Other	66,008	-14,999	370,013	0.33	62,690	205,456	0.00



Commitment of Traders

Data as of 2023-07-18, Options & Futures combined

NG - Natural Gas



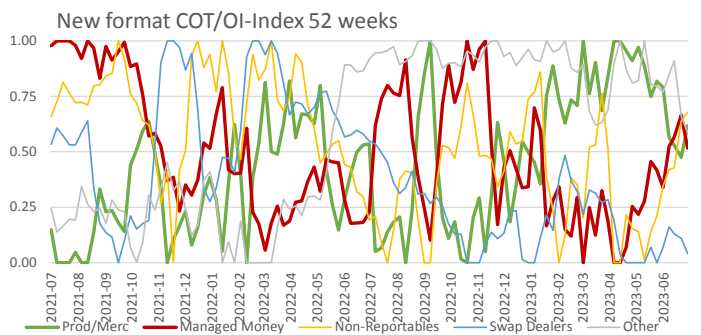
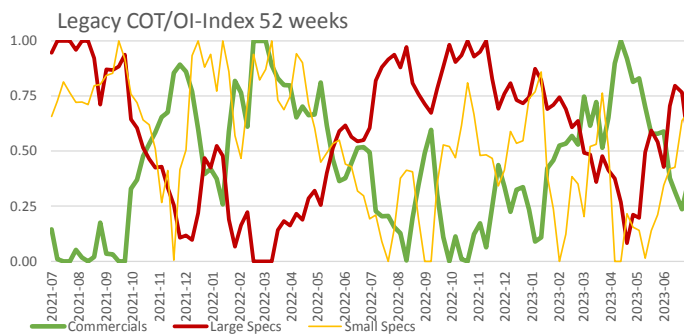
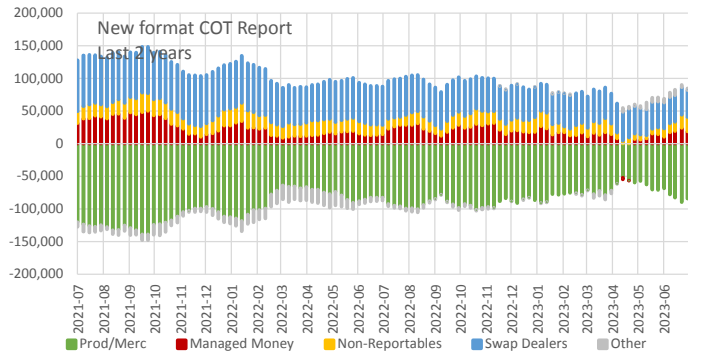
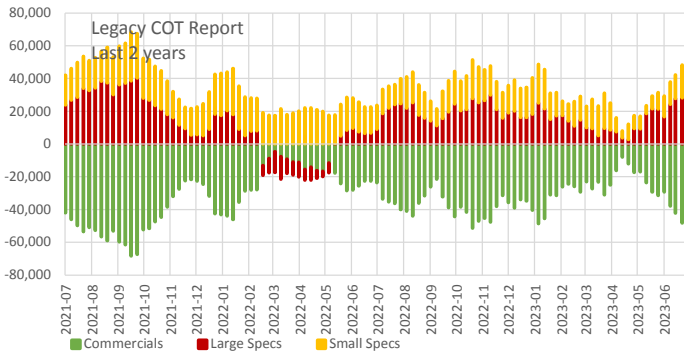
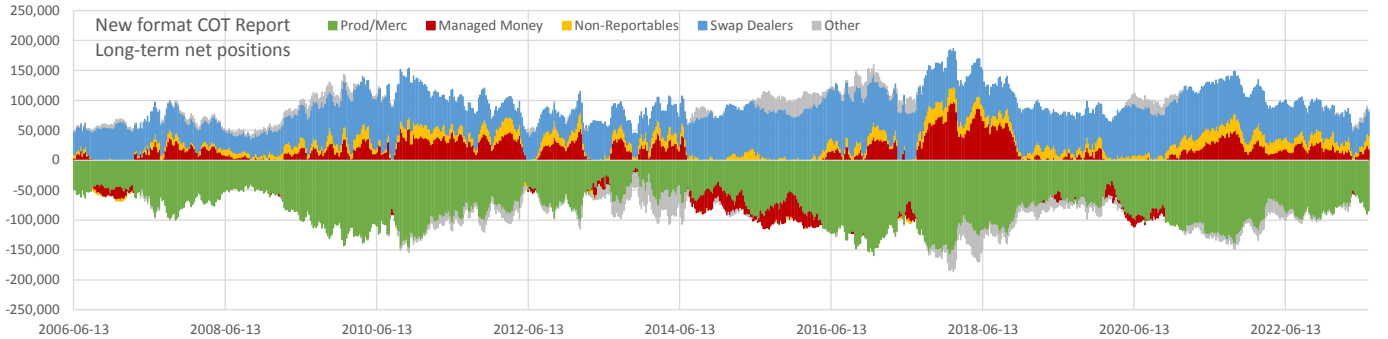
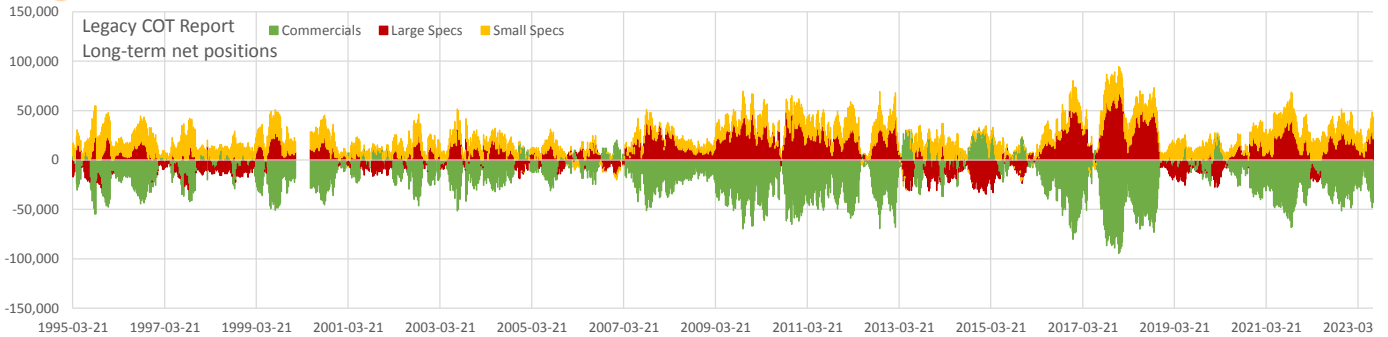
Net positions	Current	all time			2 years		
		min	max	Percentile	min	max	Percentile
Open Interest	1,250,135	144,412	1,711,077	0.72	951,439	1,490,238	0.62
Commercials	65,410	-98,017	242,713	0.66	55,737	150,872	0.05
Large Specs	-97,822	-297,972	71,340	0.33	-182,100	-88,260	0.98
Small Specs	32,413	-2,624	56,324	0.58	10,047	50,764	0.33
Prod/Merc	-115,471	-142,588	51,172	0.02	-142,588	-44,092	0.15
Managed Money	-15,230	-330,163	271,683	0.55	-98,758	89,232	0.55
Non-Reportables	32,413	10,047	56,324	0.43	10,047	50,764	0.33
Swap Dealers	180,880	-69,036	253,500	0.79	153,328	231,109	0.38
Other	-82,592	-262,213	84,882	0.46	-230,469	-60,376	0.74



Commitment of Traders

Data as of 2023-07-18, Options & Futures combined

HO - Heating Oil



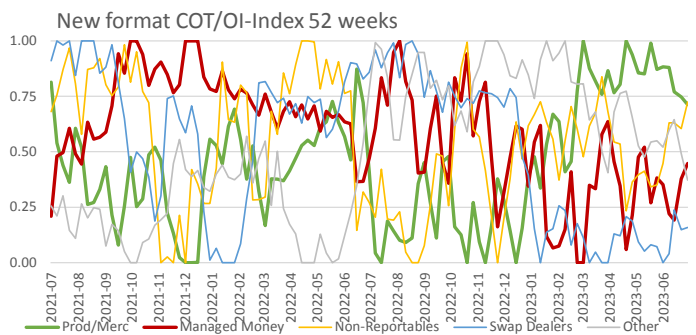
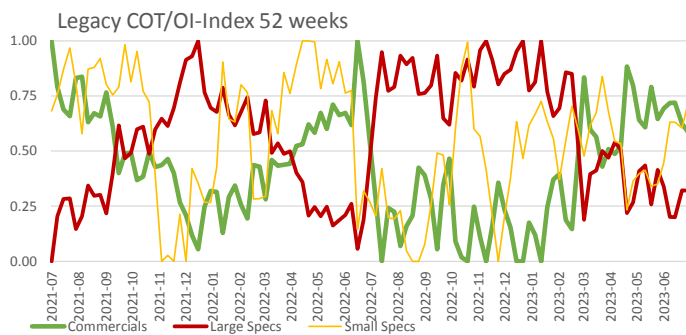
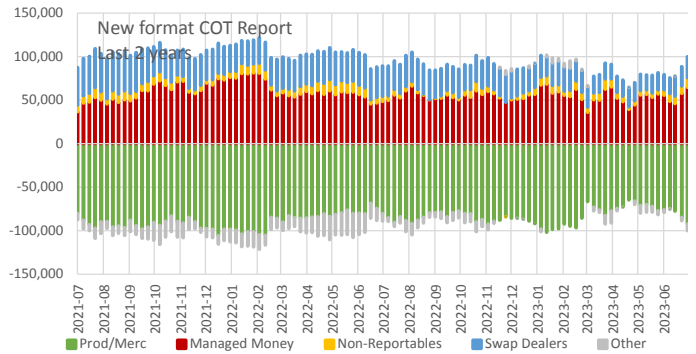
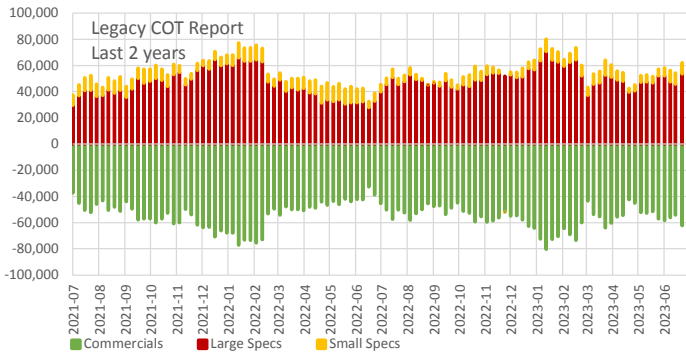
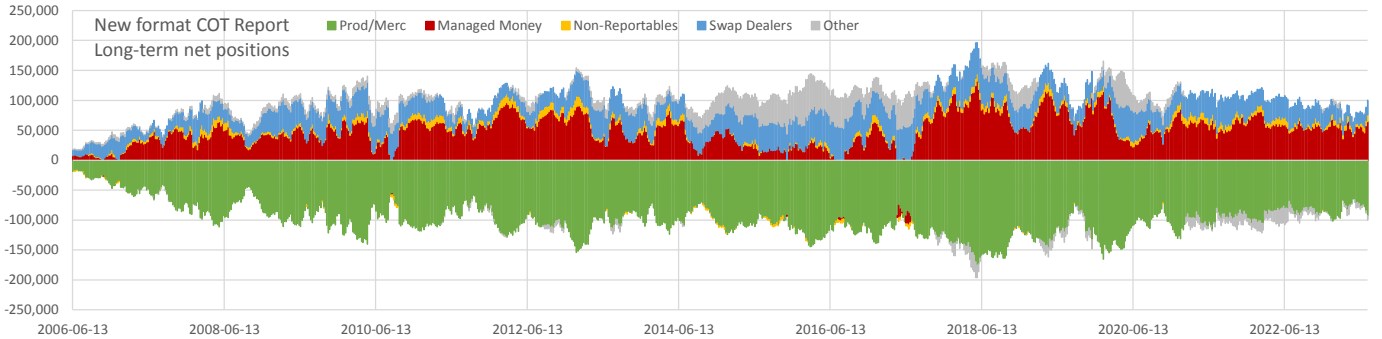
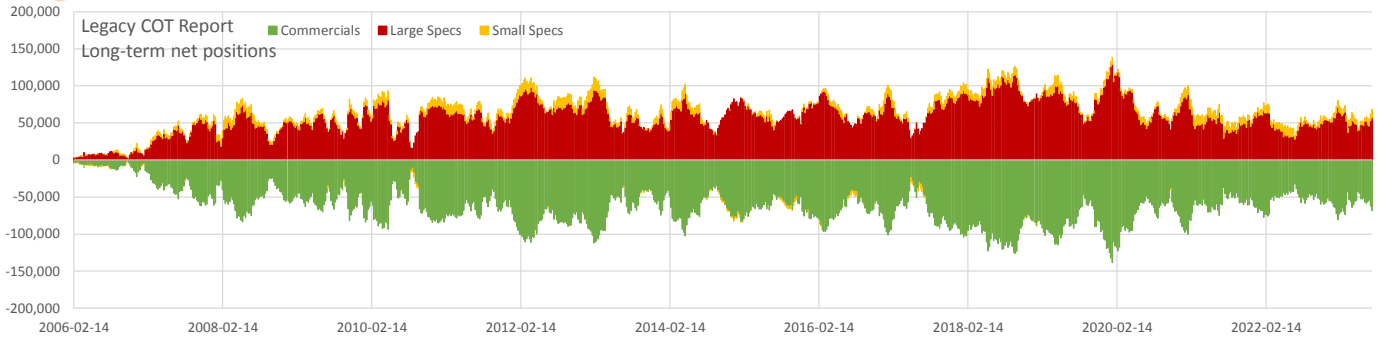
Net positions	Current	all time			2 years		
		min	max	Percentile	min	max	Percentile
Open Interest	335,391	98,192	513,143	0.62	216,062	451,645	0.75
Commercials	-43,246	-94,450	31,626	0.15	-68,490	-4,618	0.25
Large Specs	21,350	-34,705	67,696	0.78	-14,002	40,330	0.69
Small Specs	21,896	-7,876	35,138	0.87	4,294	29,870	0.78
Prod/Merc	-84,494	-159,660	-13,850	0.47	-139,082	-52,245	0.59
Managed Money	18,609	-45,372	97,977	0.59	-2,755	49,714	0.50
Non-Reportables	21,896	-5,749	31,086	0.87	4,294	29,870	0.78
Swap Dealers	41,248	25,793	94,881	0.16	39,397	78,496	0.06
Other	2,741	-45,369	34,912	0.64	-24,337	10,722	0.90



Commitment of Traders

Data as of 2023-07-18, Options & Futures combined

RB - RBOB Gasoline



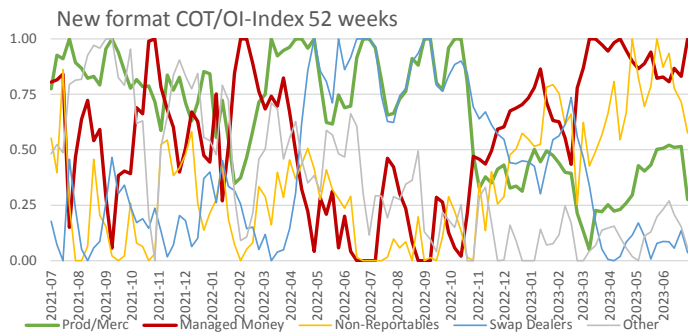
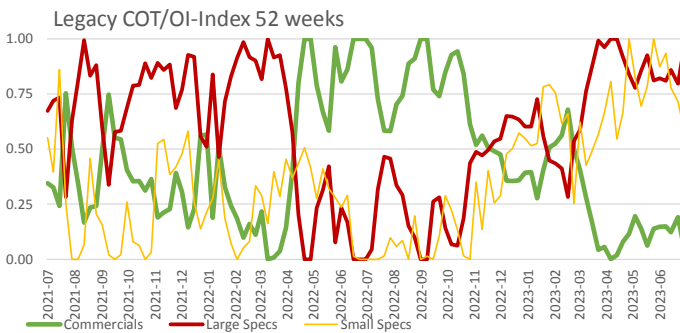
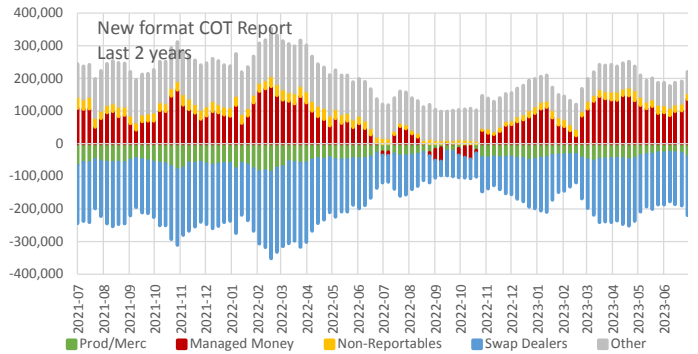
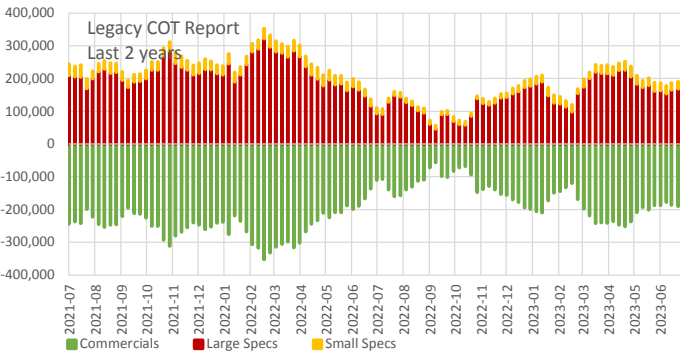
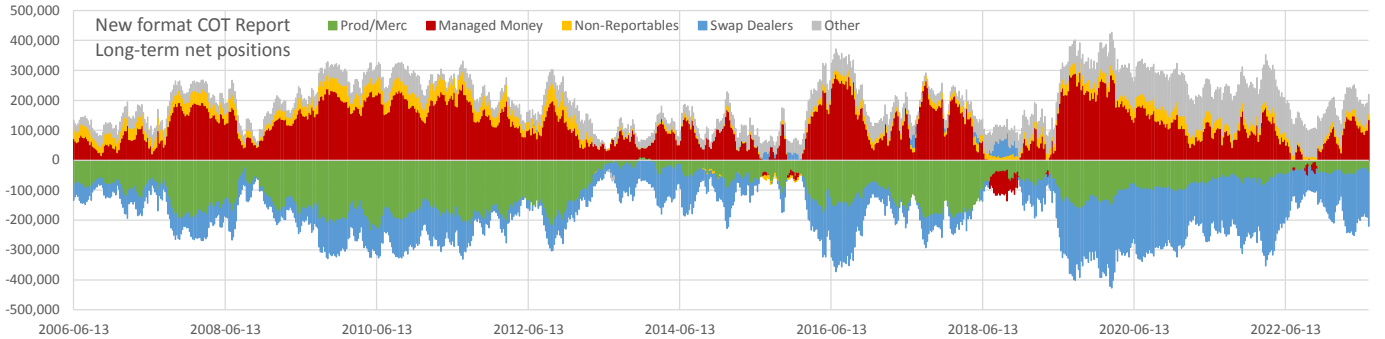
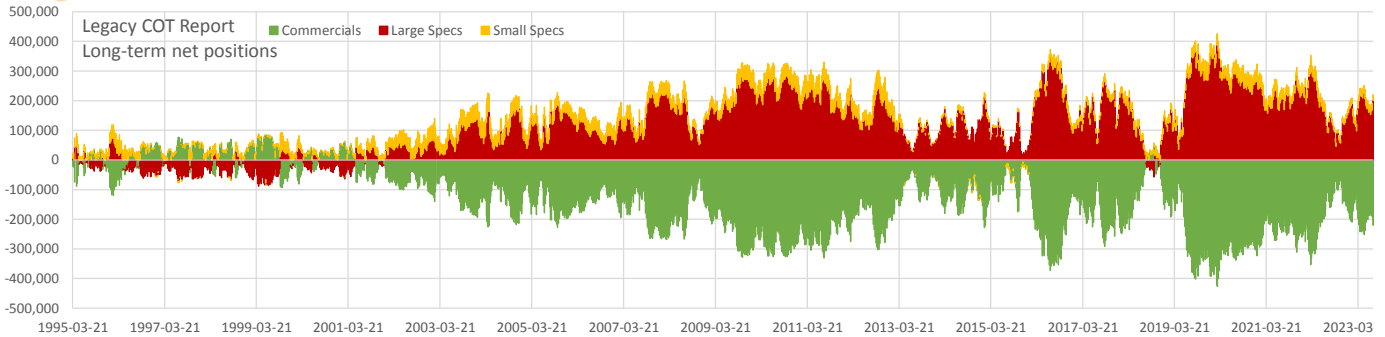
Net positions	Current	all time			2 years		
		min	max	Percentile	min	max	Percentile
Open Interest	368,484	17,031	508,915	0.64	236,286	405,195	0.93
Commercials	-68,210	-138,233	-2,357	0.41	-80,294	-32,616	0.11
Large Specs	57,043	2,474	129,000	0.50	27,945	70,664	0.81
Small Specs	11,167	-6,496	17,684	0.86	-76	13,020	0.90
Prod/Merc	-92,484	-174,838	-16,734	0.63	-105,530	-64,689	0.25
Managed Money	64,667	-20,964	132,065	0.75	35,852	81,140	0.80
Non-Reportables	11,167	-6,496	17,684	0.85	-76	13,020	0.90
Swap Dealers	24,274	9,312	62,698	0.20	16,888	46,373	0.18
Other	-7,625	-28,103	68,443	0.13	-28,085	8,266	0.61



Commitment of Traders

Data as of 2023-07-18, Options & Futures combined

GC - Gold



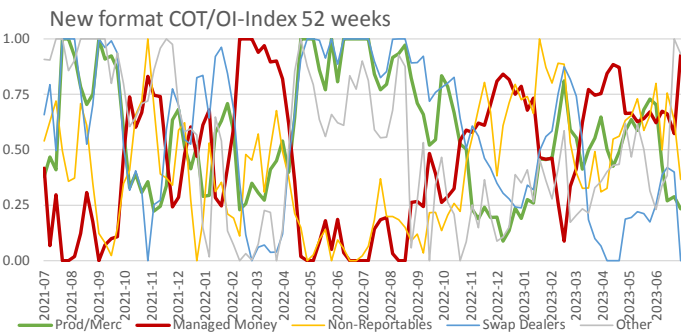
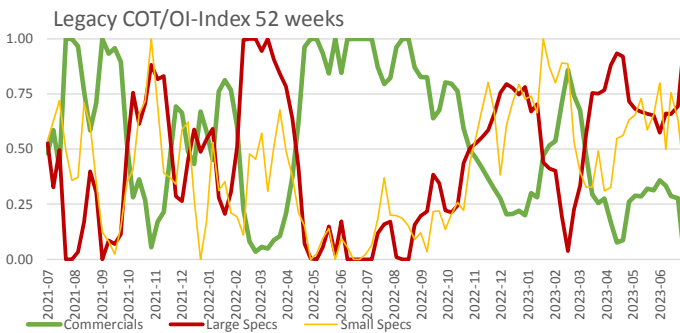
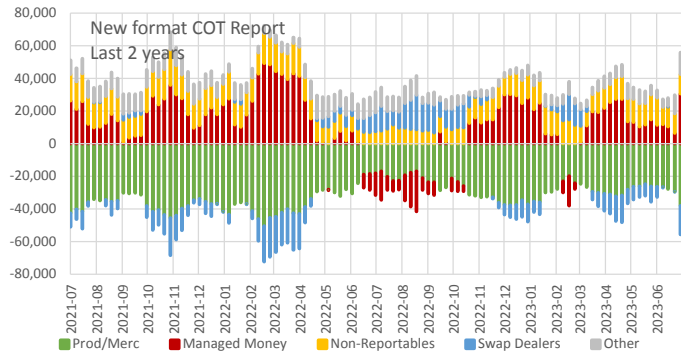
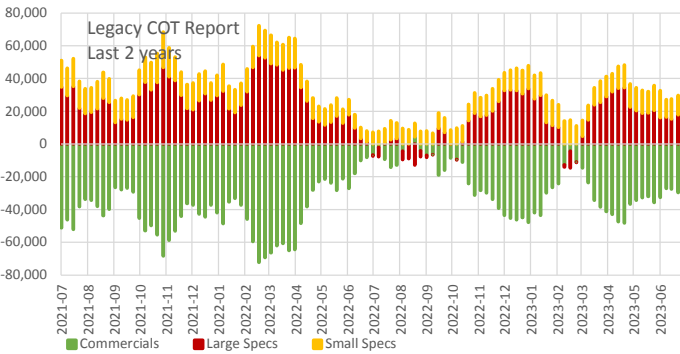
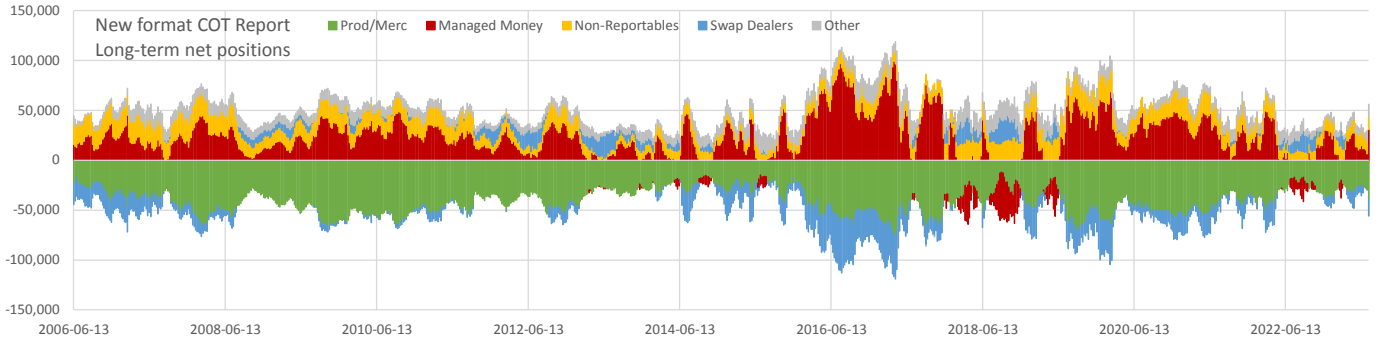
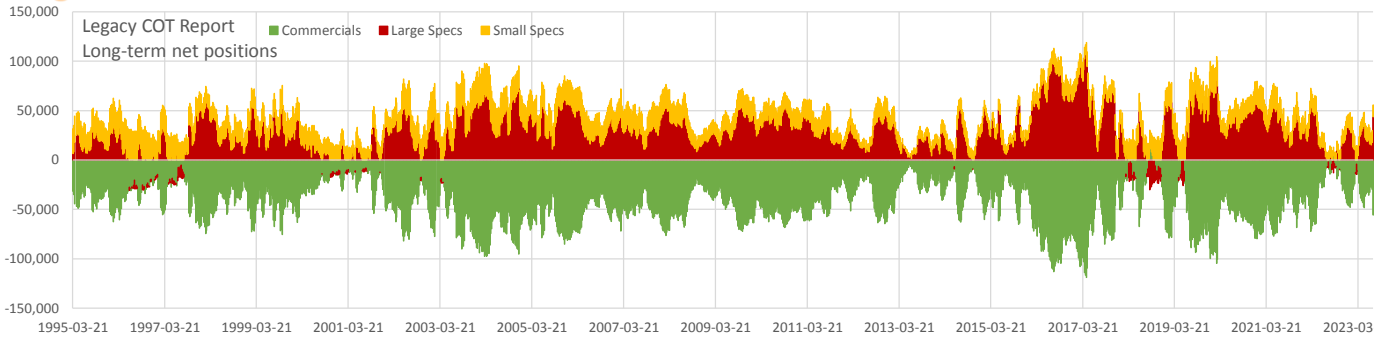
Net positions	Current	all time			2 years		
		min	max	Percentile	min	max	Percentile
Open Interest	676,043	143,524	1,254,370	0.71	559,524	921,117	0.63
Commercials	-220,302	-426,731	85,268	0.25	-352,782	-56,998	0.44
Large Specs	200,311	-88,342	388,803	0.77	45,973	321,225	0.60
Small Specs	19,991	-14,398	66,628	0.37	7,937	37,655	0.27
Prod/Merc	-40,582	-236,892	11,689	0.86	-87,487	-8,264	0.67
Managed Money	135,907	-103,009	292,066	0.60	-41,300	175,694	0.89
Non-Reportables	19,991	-14,398	62,687	0.32	7,937	37,655	0.27
Swap Dealers	-179,720	-279,717	75,952	0.15	-265,295	-44,136	0.36
Other	64,405	-14,403	149,171	0.75	64,405	149,171	0.00



Commitment of Traders

Data as of 2023-07-18, Options & Futures combined

SI - Silver



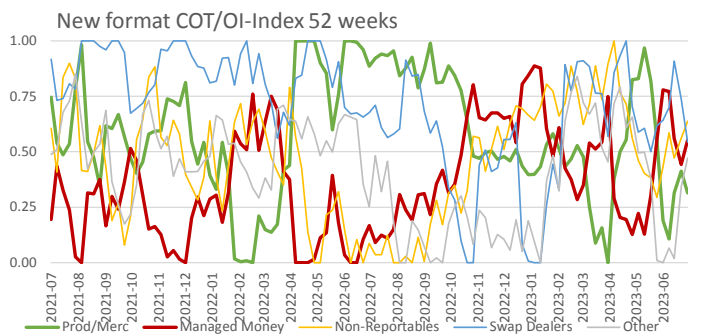
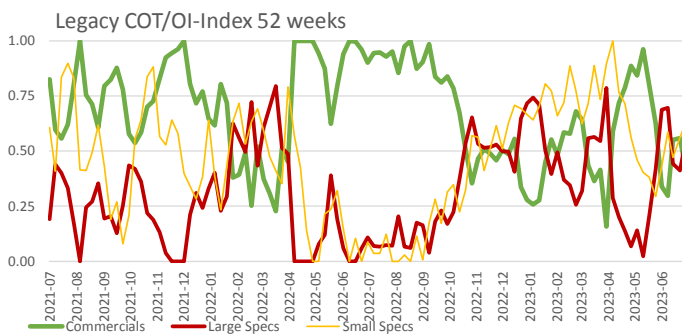
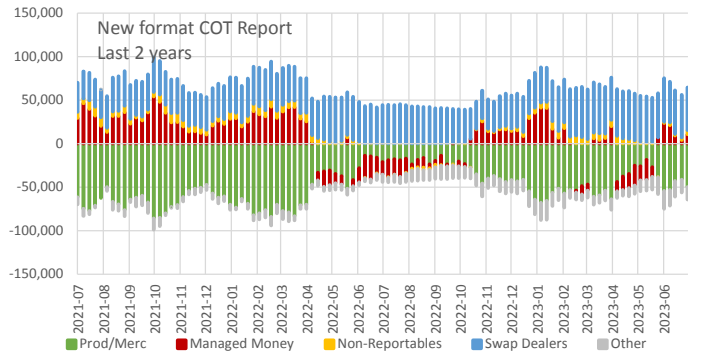
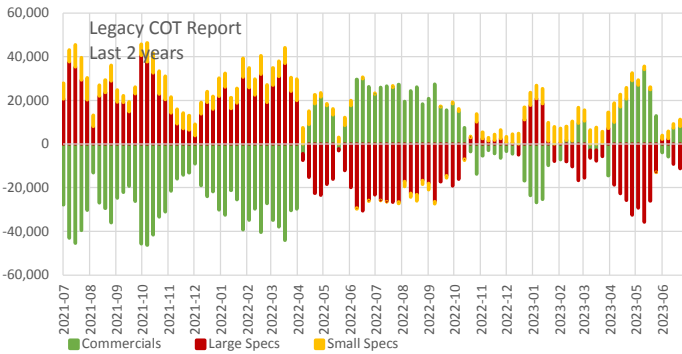
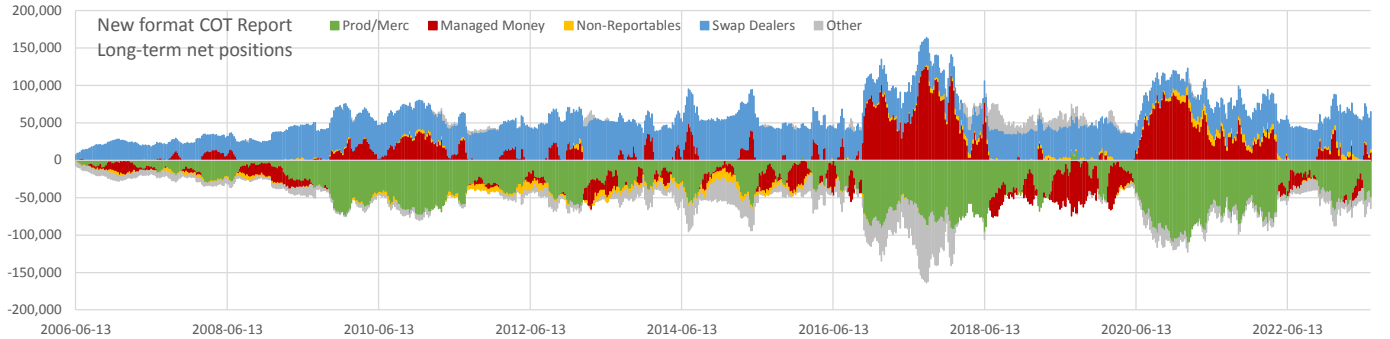
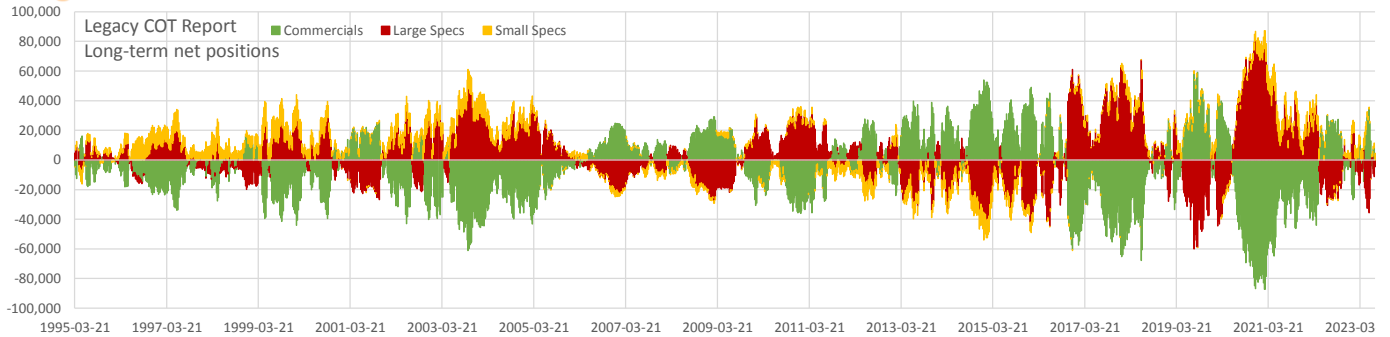
Net positions	Current	all time			2 years		
		min	max	Percentile	min	max	Percentile
Open Interest	178,445	74,385	303,226	0.65	134,719	198,253	0.90
Commercials	-55,846	-118,943	13,967	0.32	-72,382	4,310	0.09
Large Specs	43,845	-30,158	107,003	0.77	-12,811	54,034	0.91
Small Specs	12,002	978	35,847	0.18	6,671	21,746	0.34
Prod/Merc	-38,188	-75,251	-11,916	0.54	-50,524	-16,954	0.20
Managed Money	30,515	-47,480	98,845	0.68	-24,632	49,248	0.91
Non-Reportables	12,002	978	27,839	0.28	6,671	21,746	0.34
Swap Dealers	-17,658	-52,423	26,769	0.20	-24,020	21,264	0.07
Other	13,330	-1,195	24,776	0.86	1,802	13,951	0.99



Commitment of Traders

Data as of 2023-07-18, Options & Futures combined

HG - Copper



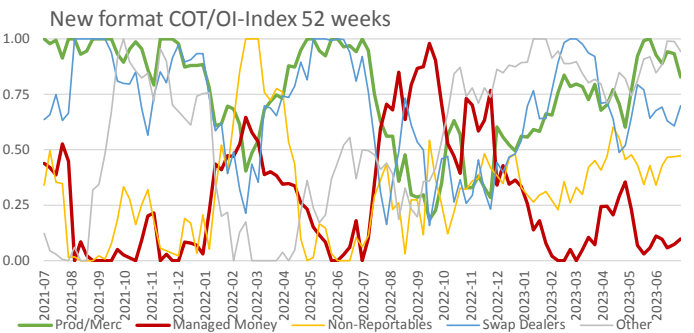
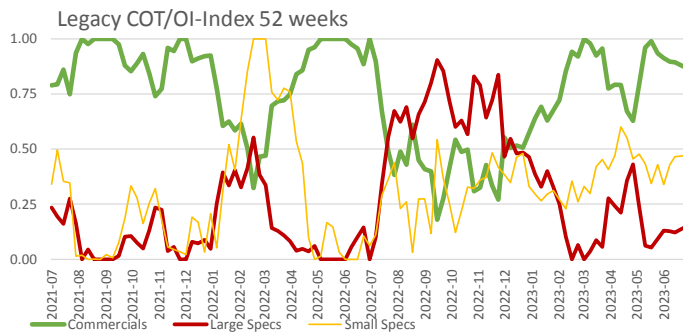
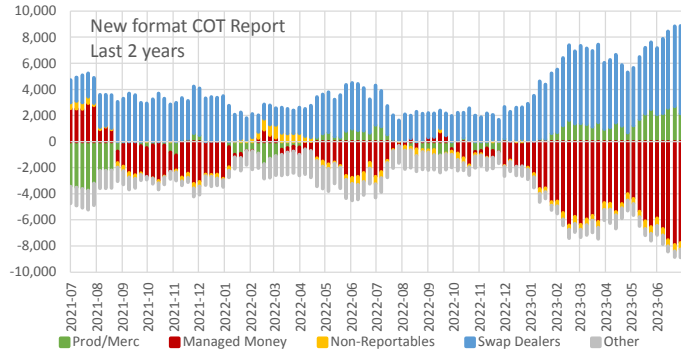
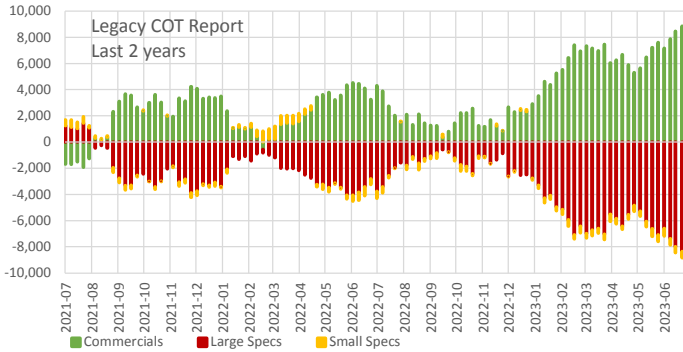
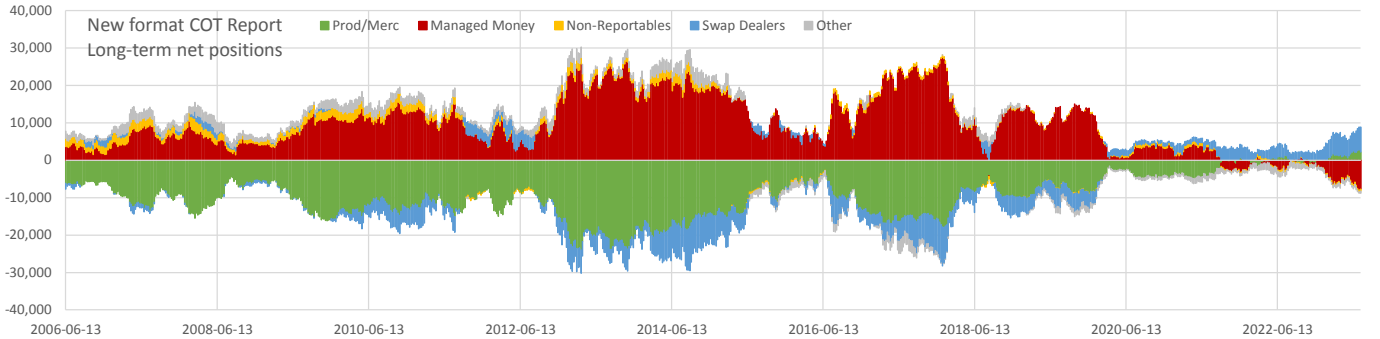
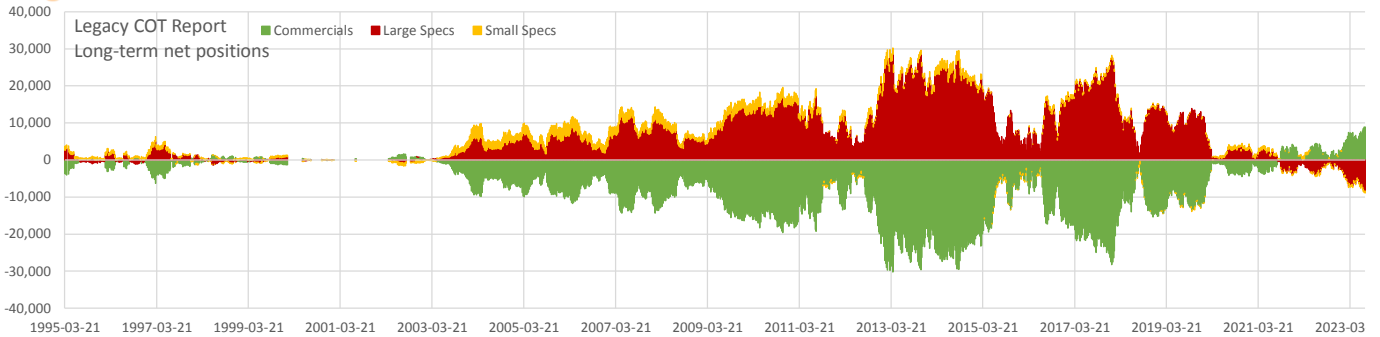
Net positions	Current	all time			2 years		
		min	max	Percentile	min	max	Percentile
Open Interest	234,224	33,505	336,007	0.84	160,246	264,418	0.85
Commercials	-506	-87,301	59,050	0.58	-46,313	34,244	0.59
Large Specs	-4,032	-60,135	80,564	0.36	-35,712	40,619	0.42
Small Specs	4,539	-13,132	17,112	0.63	-2,939	10,690	0.44
Prod/Merc	-49,930	-110,707	15,283	0.34	-85,662	-13,686	0.51
Managed Money	10,699	-74,597	125,376	0.59	-26,497	54,030	0.46
Non-Reportables	4,539	-13,132	13,136	0.82	-2,939	10,690	0.44
Swap Dealers	49,423	7,219	62,772	0.87	31,553	58,053	0.76
Other	-14,731	-83,588	35,373	0.19	-22,148	368	0.15



Commitment of Traders

Data as of 2023-07-18, Options & Futures combined

PA - Palladium



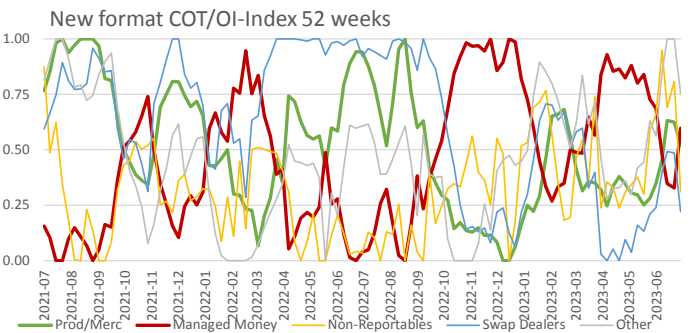
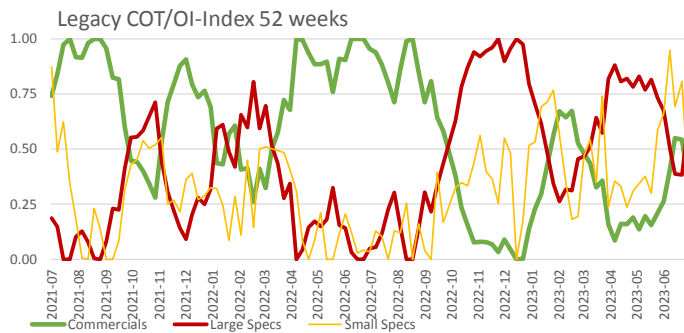
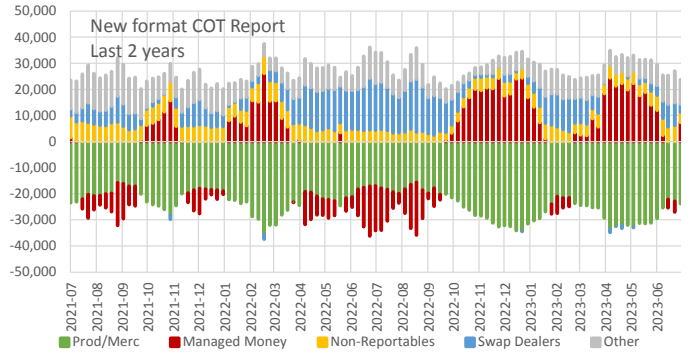
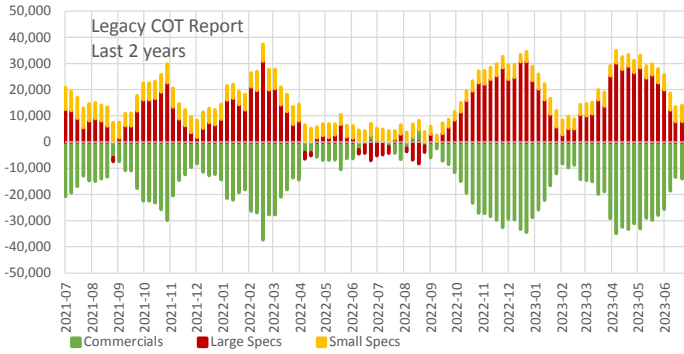
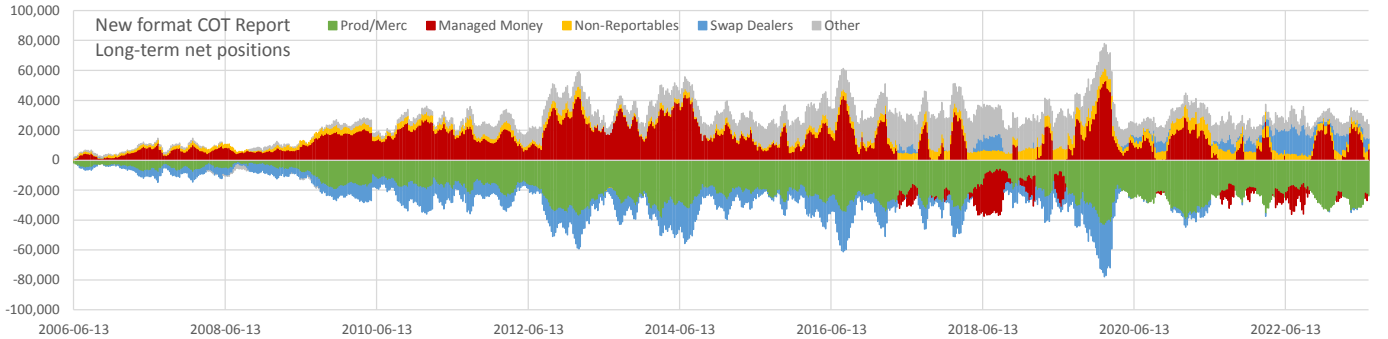
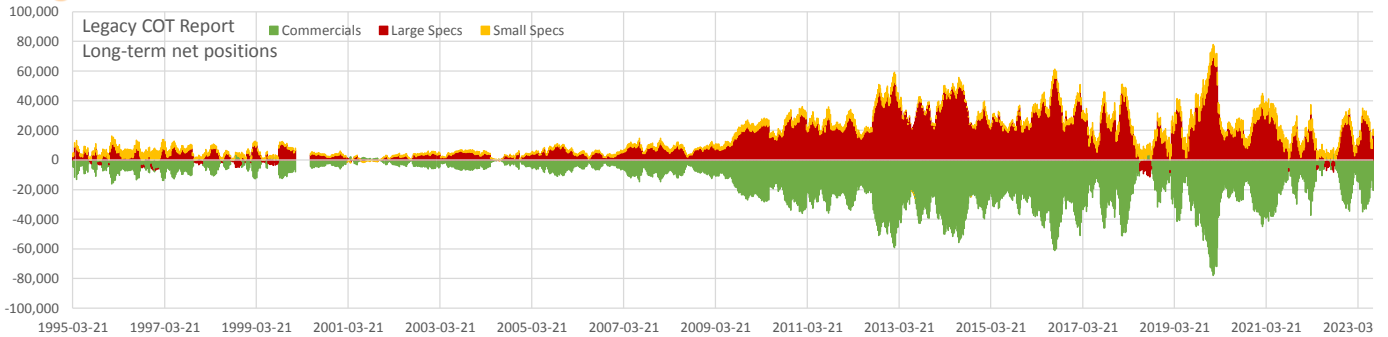
Net positions	Current	all time			2 years		
		min	max	Percentile	min	max	Percentile
Open Interest	16,266	1,122	52,809	0.54	5,877	16,266	1.00
Commercials	8,876	-30,209	8,876	1.00	-1,924	8,876	1.00
Large Specs	-8,386	-8,386	28,497	0.00	-8,386	1,454	0.00
Small Specs	-490	-864	3,759	0.03	-694	975	0.10
Prod/Merc	2,160	-23,937	2,695	0.99	-3,744	2,695	0.97
Managed Money	-7,758	-7,892	27,471	0.00	-7,892	2,944	0.00
Non-Reportables	-490	-779	3,413	0.03	-694	975	0.10
Swap Dealers	6,716	-11,860	6,716	1.00	1,123	6,716	1.00
Other	-628	-3,715	4,841	0.26	-2,051	-254	0.78



Commitment of Traders

Data as of 2023-07-18, Options & Futures combined

PL - Platinum



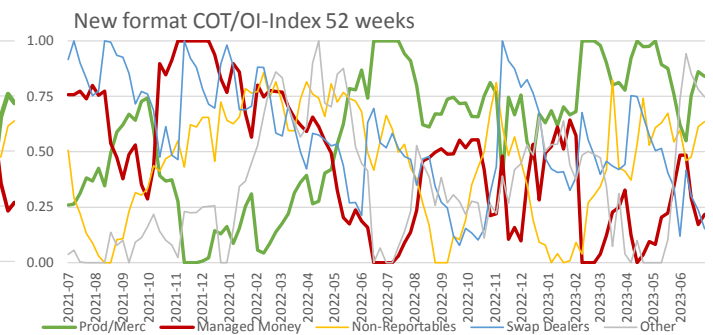
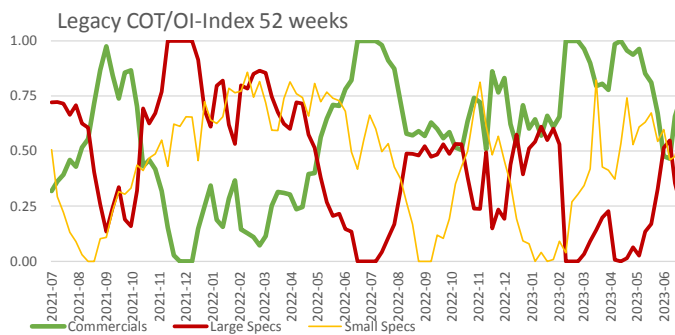
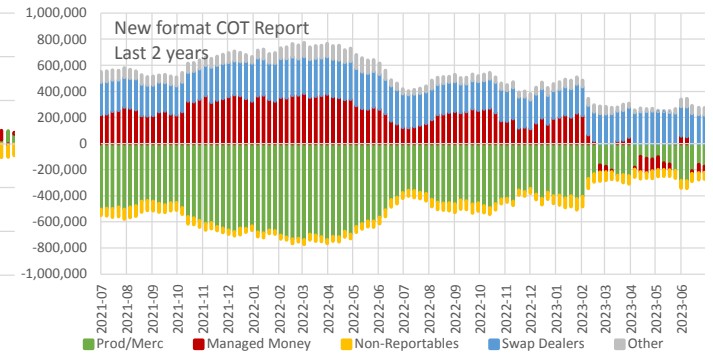
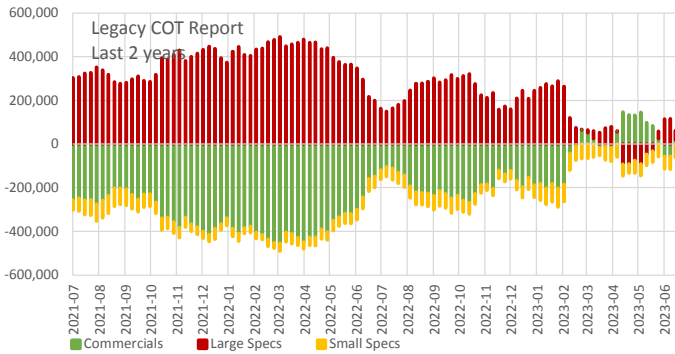
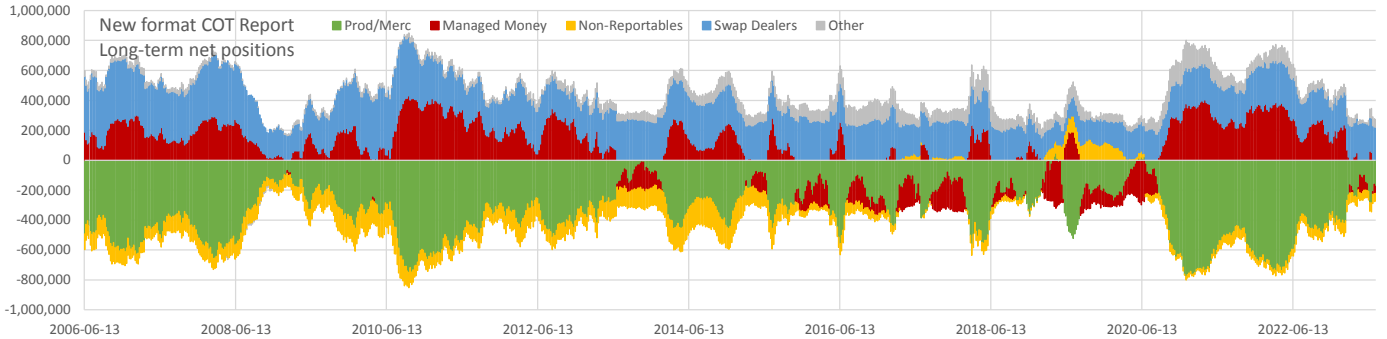
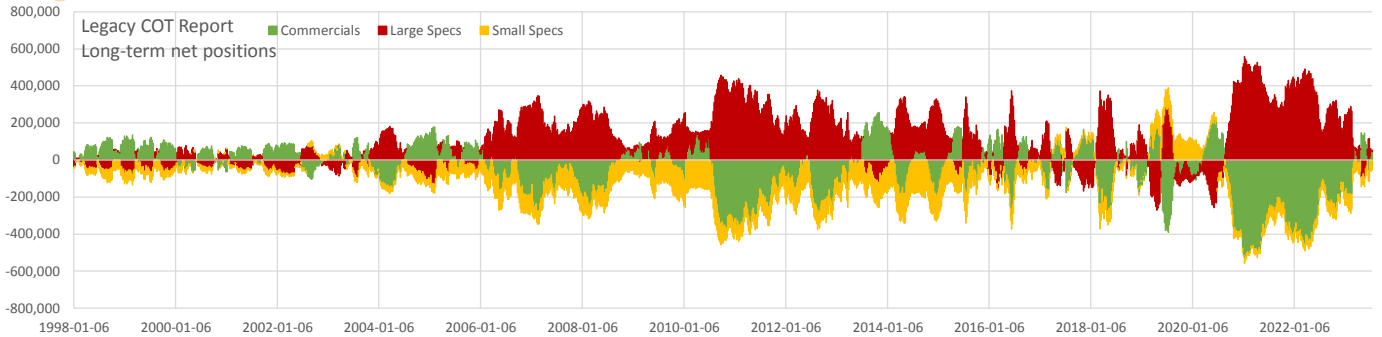
Net positions	Current	all time			2 years		
		min	max	Percentile	min	max	Percentile
Open Interest	71,424	4,924	108,811	0.81	53,160	85,441	0.71
Commercials	-20,621	-77,941	5,248	0.38	-37,443	4,601	0.35
Large Specs	16,684	-11,540	69,306	0.62	-8,246	30,865	0.71
Small Specs	3,937	-786	9,924	0.64	2,402	8,312	0.19
Prod/Merc	-23,809	-43,517	-1,655	0.33	-35,633	-15,590	0.43
Managed Money	7,343	-30,325	53,063	0.34	-20,296	26,076	0.63
Non-Reportables	3,937	-437	9,924	0.49	2,402	8,312	0.19
Swap Dealers	3,188	-34,885	20,191	0.87	-1,810	20,191	0.29
Other	9,341	-2,571	24,904	0.56	2,511	15,109	0.69



Commitment of Traders

Data as of 2023-07-18, Options & Futures combined

ZC - Corn



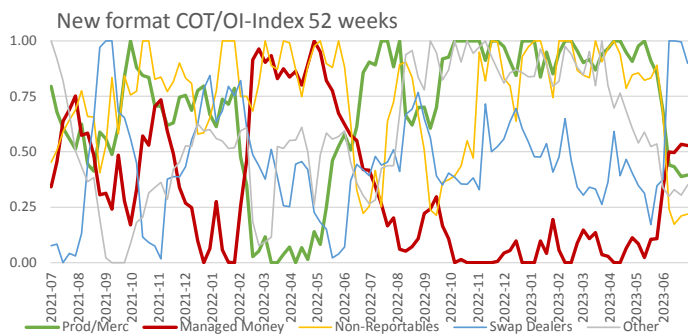
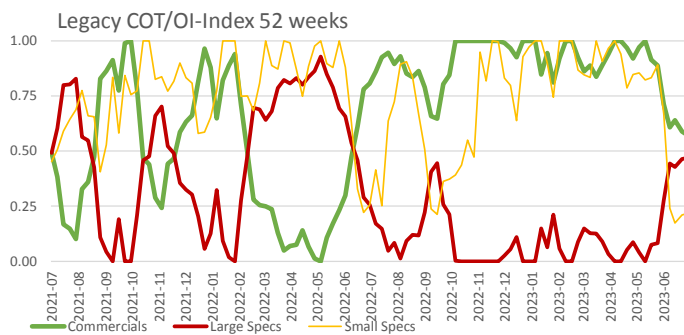
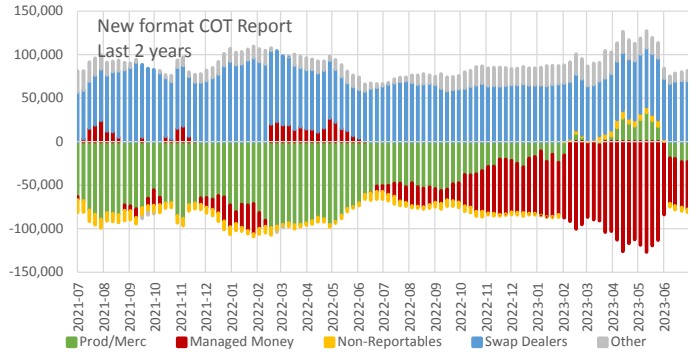
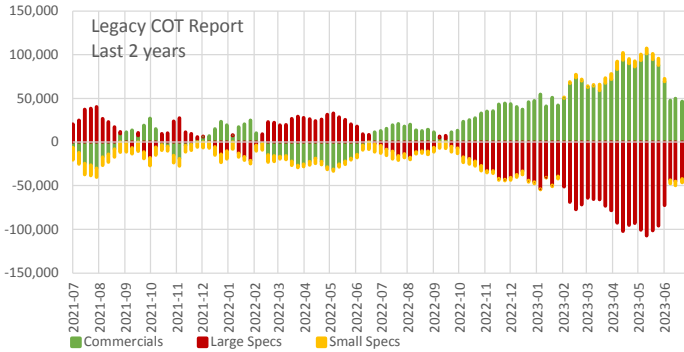
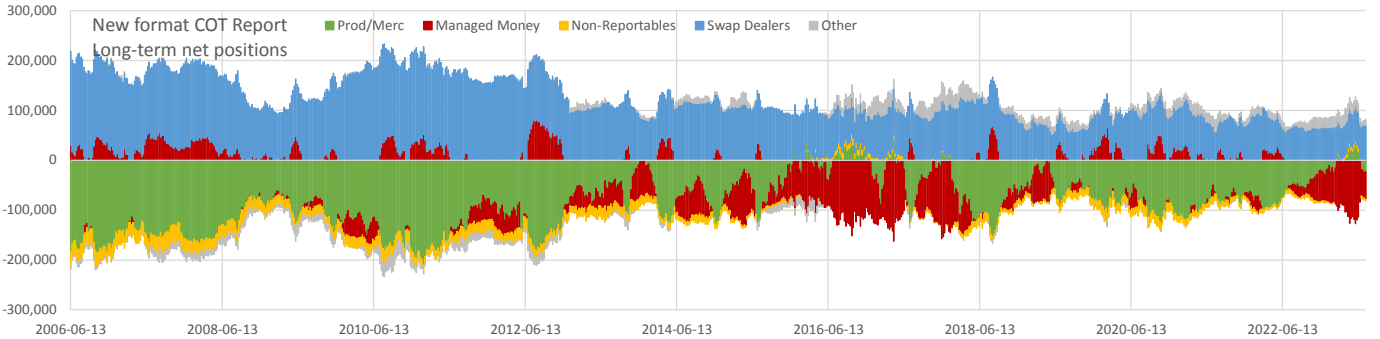
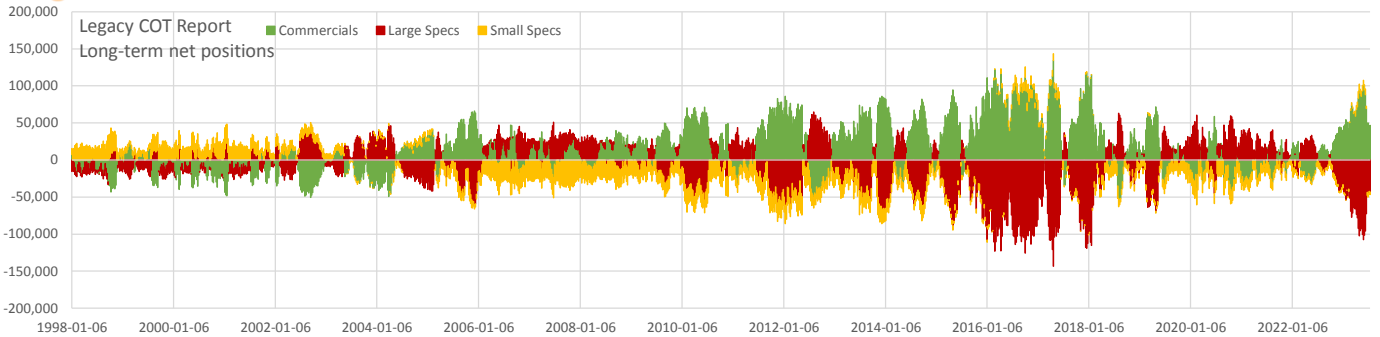
Net positions	Current	all time			2 years		
		min	max	Percentile	min	max	Percentile
Open Interest	1,795,710	375,156	2,708,872	0.62	1,423,239	2,363,241	0.38
Commercials	45,303	-531,098	255,612	0.68	-454,778	146,002	0.90
Large Specs	7,567	-270,560	557,581	0.36	-92,461	491,135	0.08
Small Specs	-52,870	-204,765	140,125	0.51	-86,885	-22,515	0.48
Prod/Merc	-173,849	-774,381	47,097	0.81	-737,088	-99,053	0.92
Managed Money	-46,926	-322,215	429,189	0.23	-118,146	384,101	0.06
Non-Reportables	-52,870	-204,765	140,125	0.65	-86,885	-22,515	0.48
Swap Dealers	219,151	77,527	442,696	0.23	213,490	301,888	0.08
Other	54,493	-10,986	193,854	0.54	4,848	113,023	0.43



Commitment of Traders

Data as of 2023-07-18, Options & Futures combined

ZW - Wheat



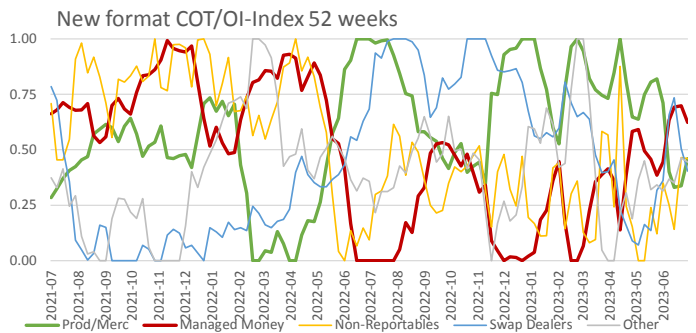
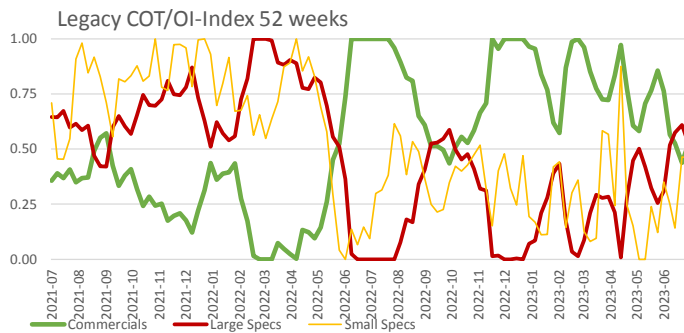
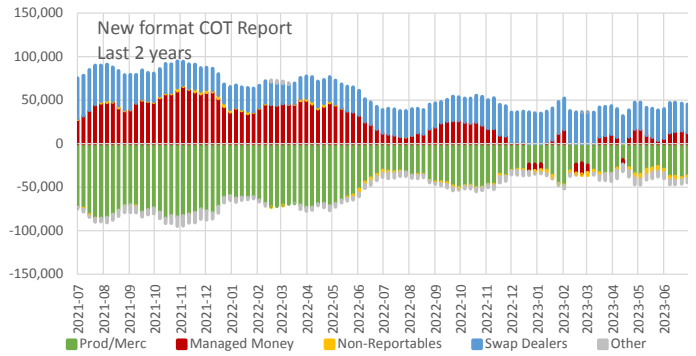
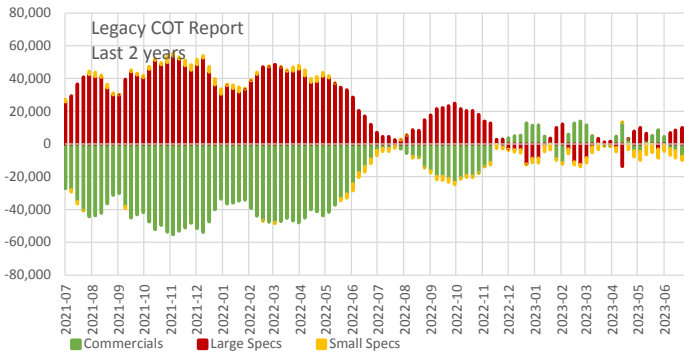
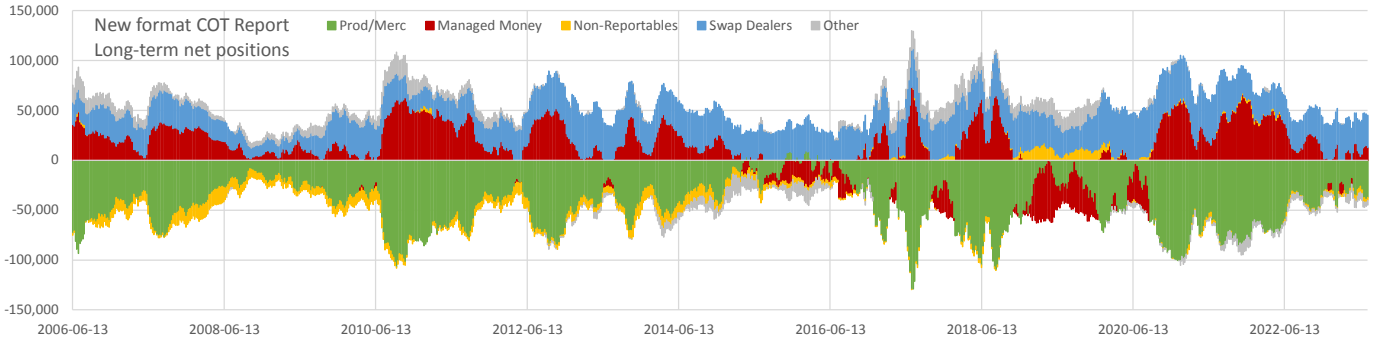
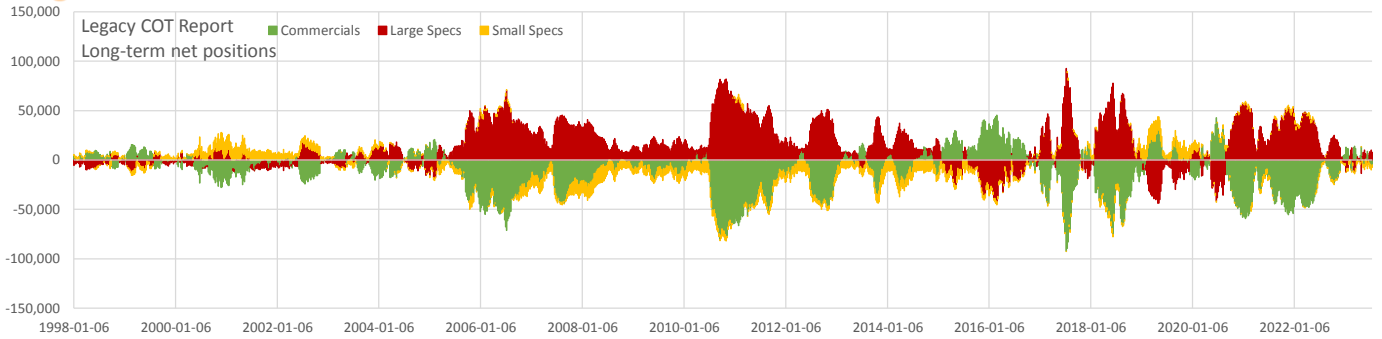
Net positions	Current	all time			2 years		
		min	max	Percentile	min	max	Percentile
Open Interest	374,014	105,995	722,923	0.33	359,506	586,045	0.06
Commercials	46,738	-52,983	134,092	0.78	-31,252	101,024	0.77
Large Specs	-43,097	-143,292	64,792	0.17	-107,489	40,473	0.23
Small Specs	-3,639	-41,108	34,096	0.60	-14,172	9,171	0.59
Prod/Merc	-23,436	-208,359	41,103	0.85	-99,142	33,388	0.72
Managed Money	-54,418	-162,327	80,827	0.20	-126,998	26,586	0.26
Non-Reportables	-3,639	-41,108	14,608	0.82	-14,172	9,171	0.59
Swap Dealers	70,173	51,025	197,713	0.15	54,195	96,188	0.75
Other	11,320	-29,982	39,774	0.70	-2,802	31,035	0.35



Commitment of Traders

Data as of 2023-07-18, Options & Futures combined

KE - Wheat (Kansas)



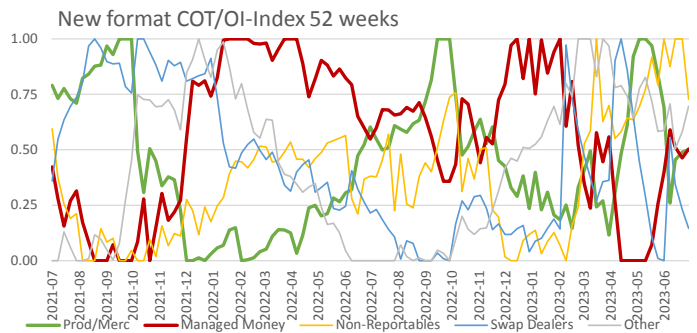
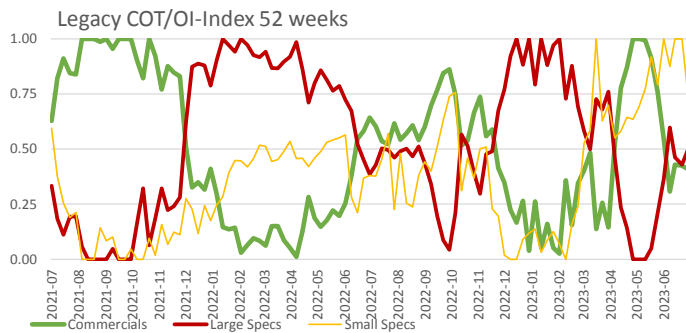
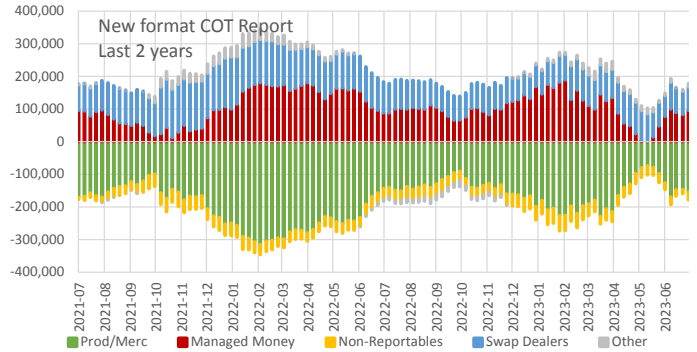
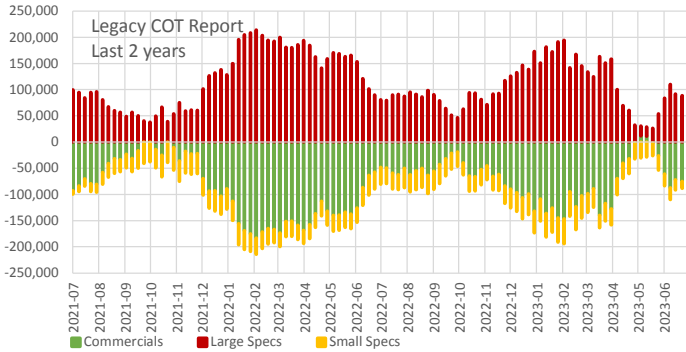
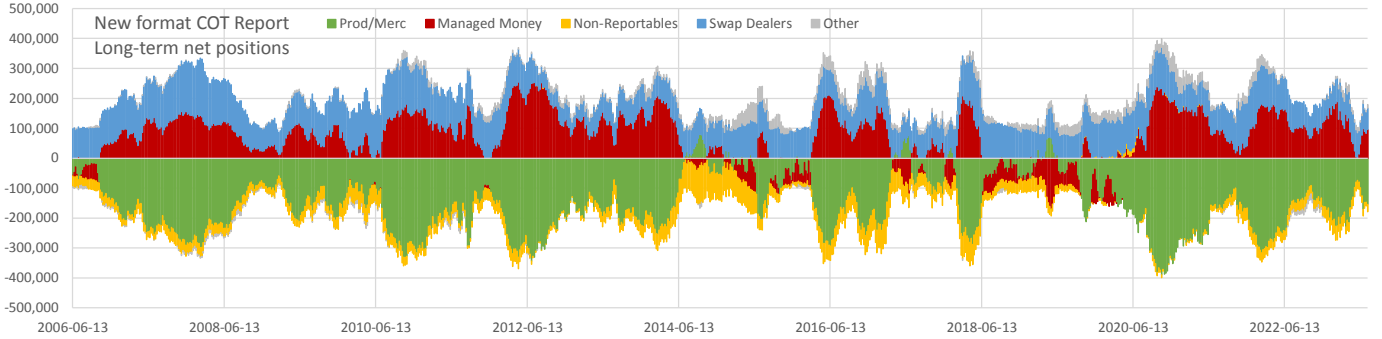
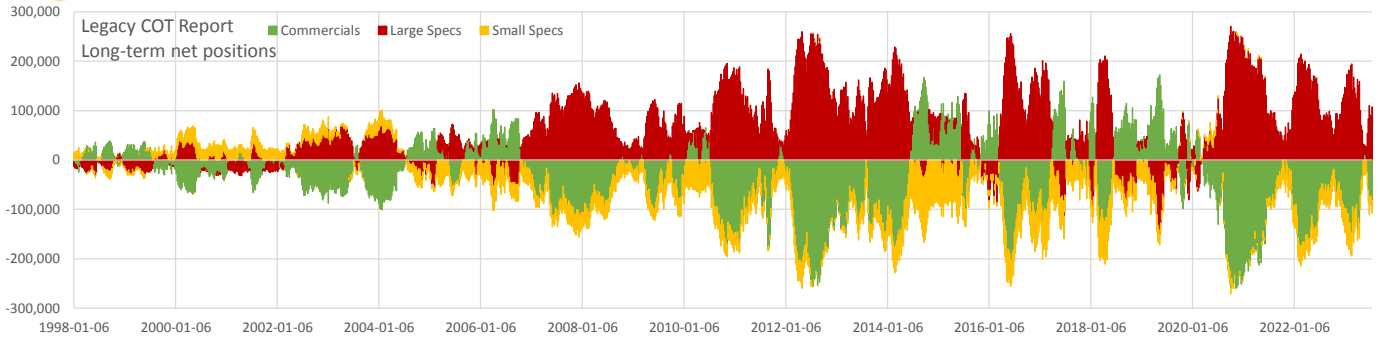
Net positions	Current	all time			2 years		
		min	max	Percentile	min	max	Percentile
Open Interest	181,494	46,077	368,000	0.65	154,278	285,026	0.30
Commercials	-4,764	-92,240	45,419	0.57	-55,368	13,858	0.67
Large Specs	7,605	-43,797	92,510	0.45	-13,599	53,792	0.30
Small Specs	-2,840	-17,124	17,751	0.41	-6,424	3,871	0.18
Prod/Merc	-37,265	-129,417	9,106	0.57	-85,848	-18,336	0.65
Managed Money	12,650	-58,866	73,111	0.47	-12,732	65,609	0.33
Non-Reportables	-2,840	-17,124	17,057	0.55	-6,424	3,871	0.18
Swap Dealers	32,501	9,952	52,280	0.56	21,770	46,528	0.58
Other	-5,047	-19,332	24,239	0.15	-11,989	3,087	0.42



Commitment of Traders

Data as of 2023-07-18, Options & Futures combined

ZS - Soybeans



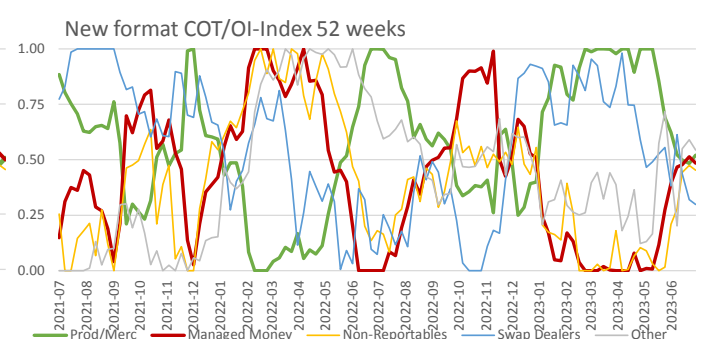
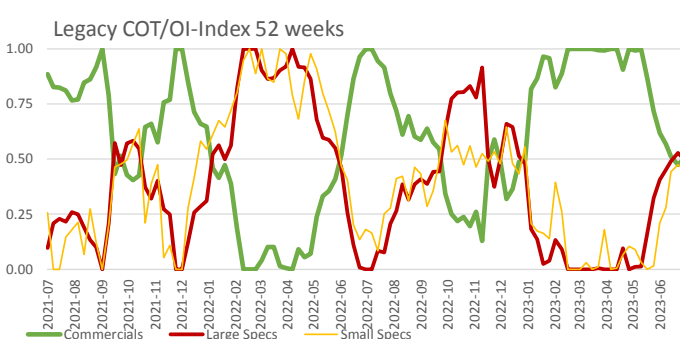
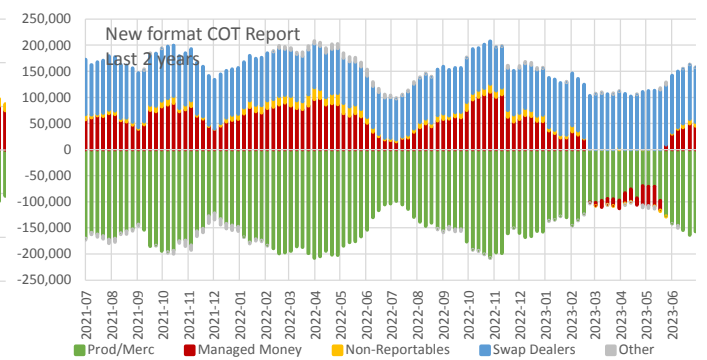
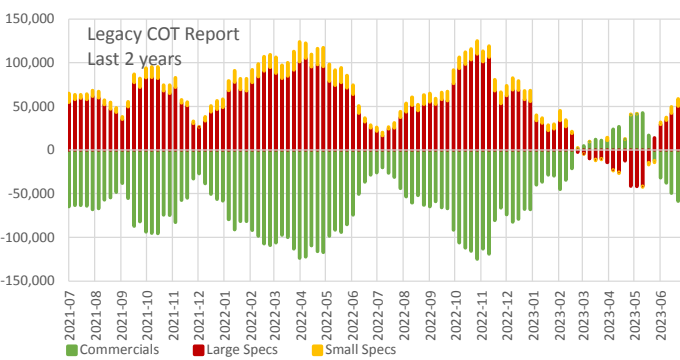
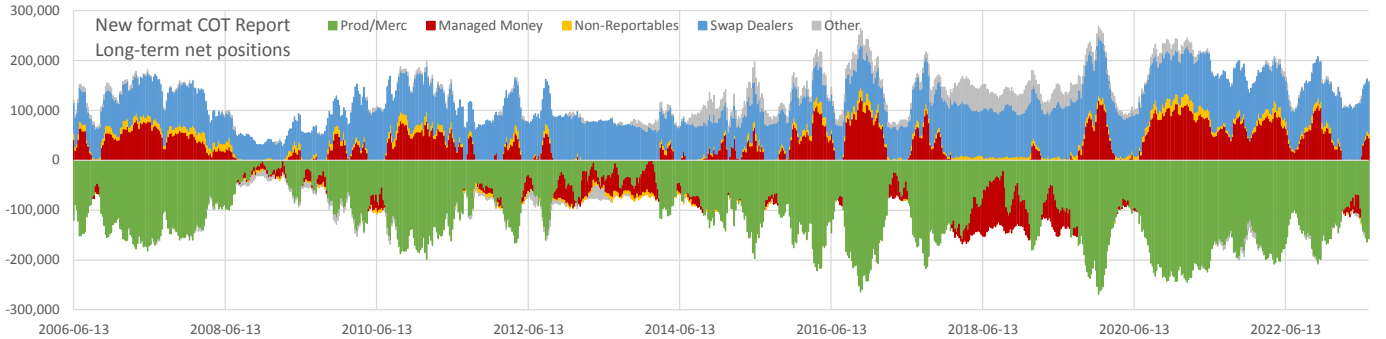
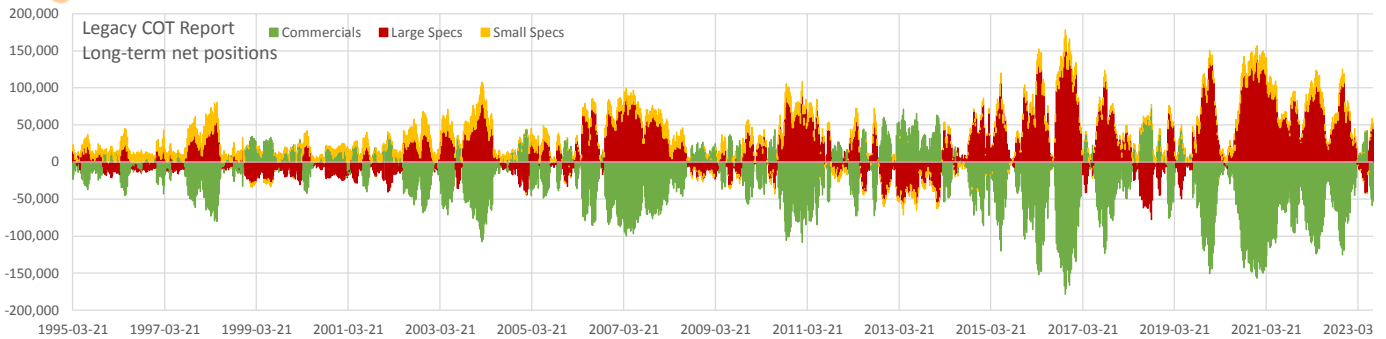
Net positions	Current	all time			2 years		
		min	max	Percentile	min	max	Percentile
Open Interest	864,390	158,430	1,355,785	0.71	669,123	1,124,836	0.63
Commercials	-82,536	-259,696	172,227	0.25	-183,017	11,653	0.47
Large Specs	107,279	-148,817	270,935	0.72	17,682	214,132	0.54
Small Specs	-24,743	-131,858	39,075	0.50	-47,751	-7,095	0.86
Prod/Merc	-153,960	-389,323	79,218	0.53	-315,154	-73,825	0.61
Managed Money	95,814	-168,835	253,889	0.55	529	189,009	0.40
Non-Reportables	-24,743	-131,858	19,483	0.69	-47,751	-7,095	0.86
Swap Dealers	71,424	36,284	193,888	0.07	64,342	160,062	0.06
Other	11,464	-20,180	65,174	0.52	-20,180	41,308	0.60



Commitment of Traders

Data as of 2023-07-18, Options & Futures combined

ZL - Soybean Oil



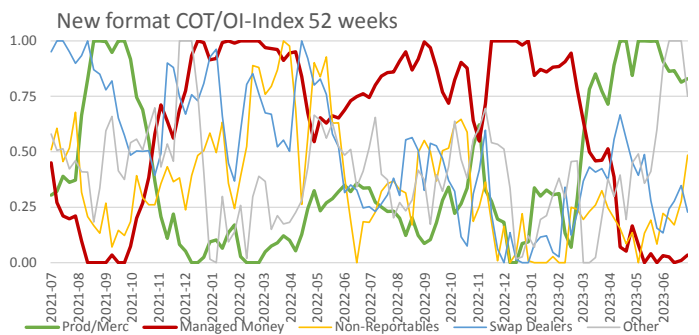
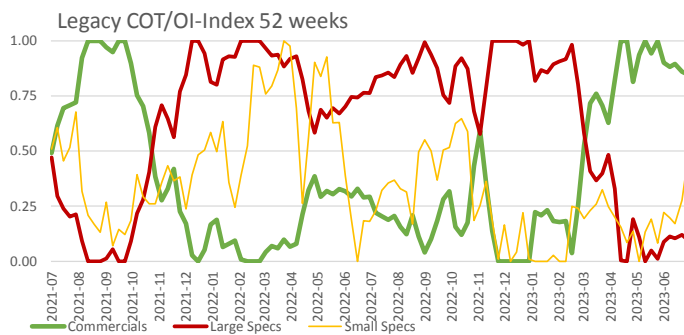
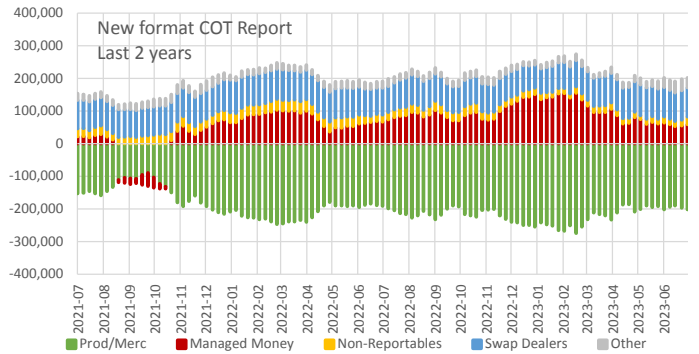
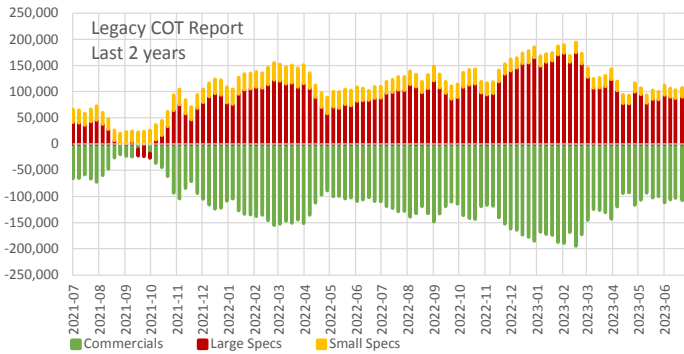
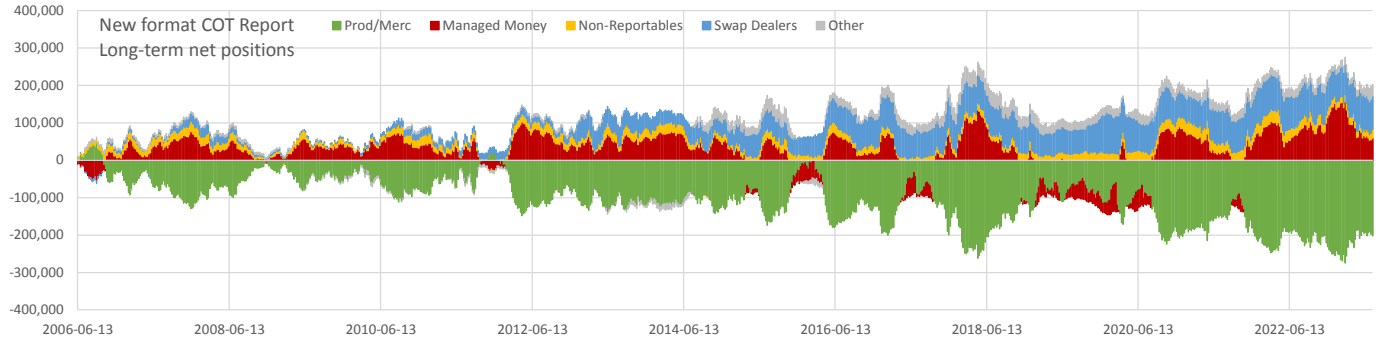
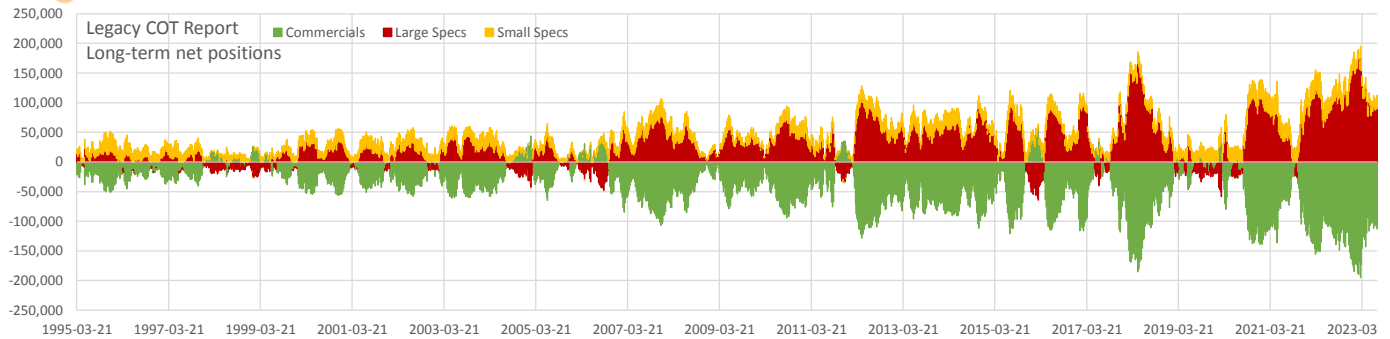
Net positions	Current	all time			2 years		
		min	max	Percentile	min	max	Percentile
Open Interest	605,479	73,065	667,461	0.98	400,221	618,592	0.95
Commercials	-52,838	-178,489	72,519	0.28	-125,029	42,493	0.62
Large Specs	44,991	-77,774	159,204	0.74	-41,852	110,069	0.37
Small Specs	7,847	-14,570	32,076	0.47	-2,452	22,666	0.47
Prod/Merc	-157,412	-268,167	-2,358	0.25	-208,219	-69,698	0.47
Managed Money	44,914	-109,950	126,543	0.65	-37,449	110,371	0.35
Non-Reportables	7,847	-14,570	25,253	0.52	-2,452	22,666	0.47
Swap Dealers	104,574	27,442	119,129	0.91	76,951	114,801	0.82
Other	77	-26,032	53,141	0.30	-14,175	12,795	0.51



Commitment of Traders

Data as of 2023-07-18, Options & Futures combined

ZM - Soybean Meal



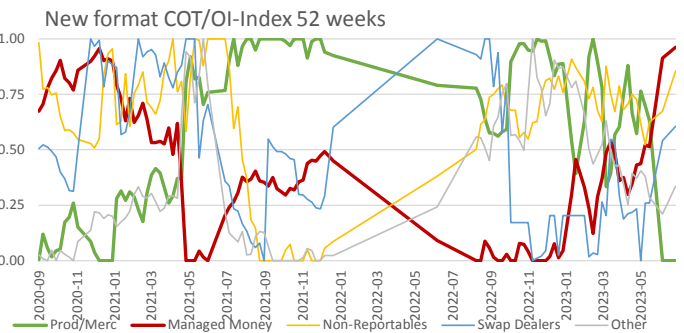
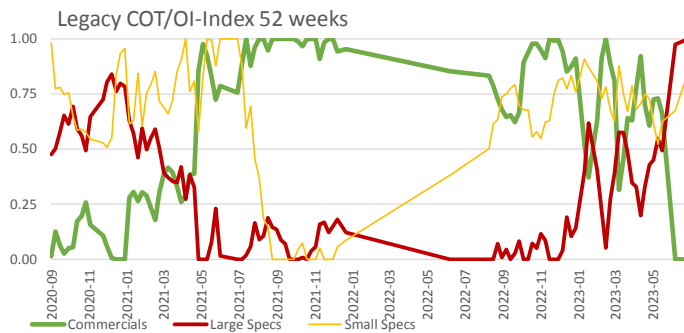
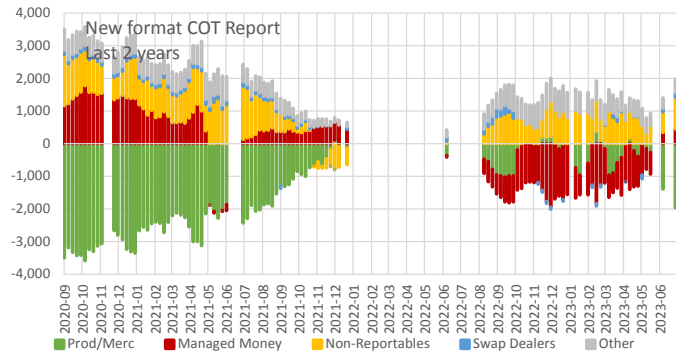
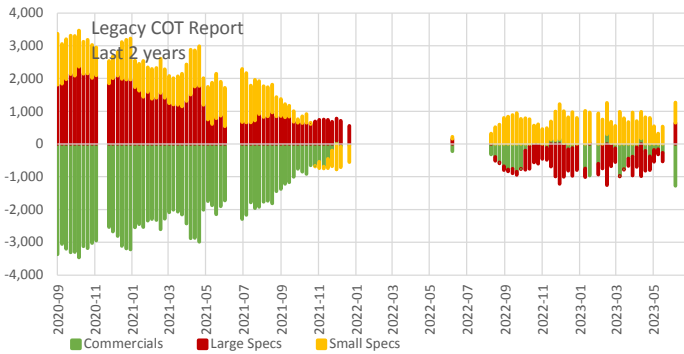
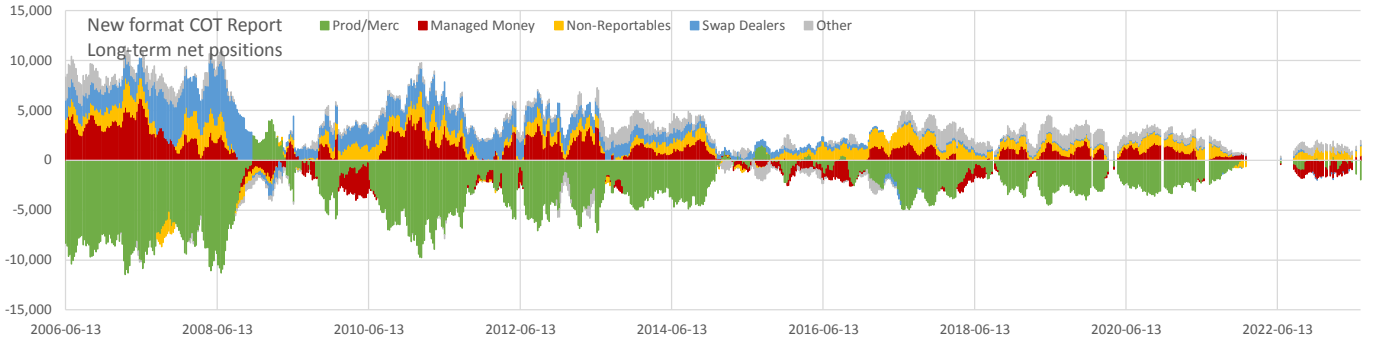
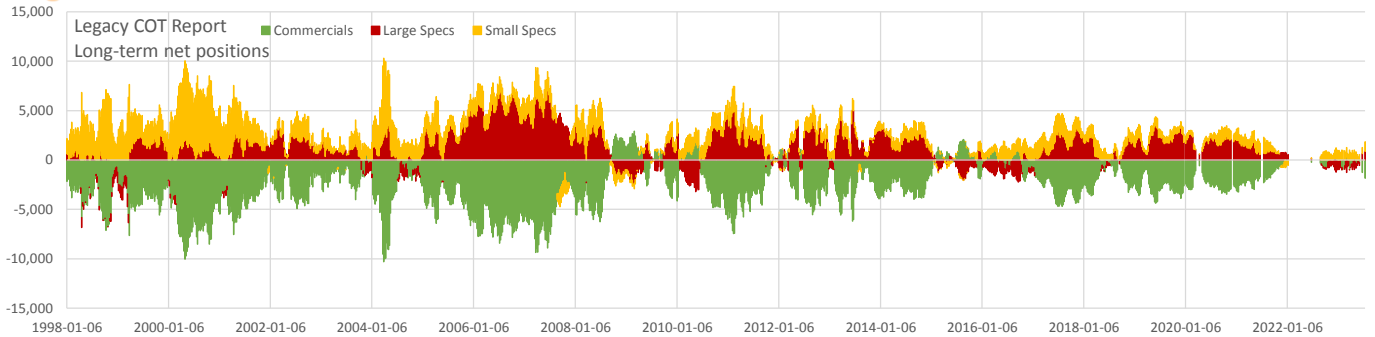
Net positions	Current	all time			2 years		
		min	max	Percentile	min	max	Percentile
Open Interest	541,989	76,187	594,016	0.97	384,278	575,837	0.97
Commercials	-112,963	-194,606	58,767	0.07	-194,606	-3,176	0.53
Large Specs	89,513	-64,094	174,900	0.91	-20,593	174,900	0.43
Small Specs	23,450	-2,485	37,050	0.85	12,173	35,803	0.50
Prod/Merc	-202,050	-274,619	45,603	0.09	-274,619	-89,996	0.52
Managed Money	58,949	-77,112	155,063	0.74	-40,324	155,063	0.29
Non-Reportables	23,450	-2,485	37,050	0.79	12,173	35,803	0.50
Swap Dealers	89,087	-7,239	108,957	0.92	70,008	100,120	0.65
Other	30,565	-16,791	44,610	0.94	10,759	35,457	0.97



Commitment of Traders

Data as of 2023-07-18, Options & Futures combined

ZO - Oats



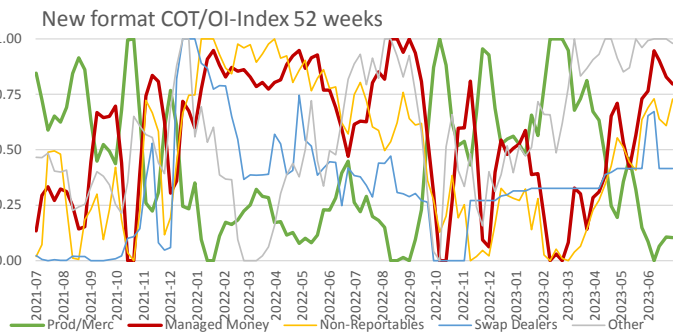
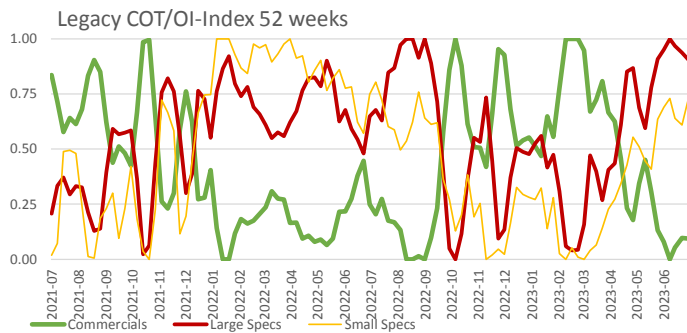
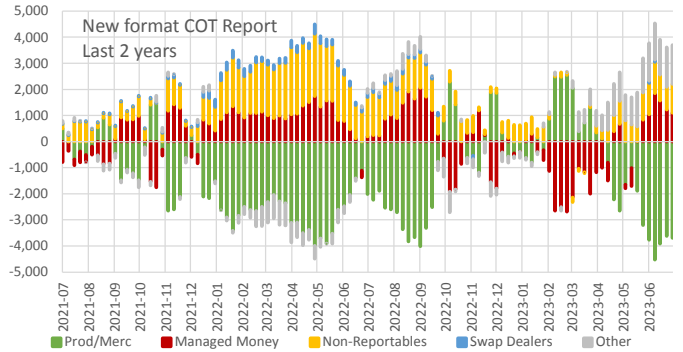
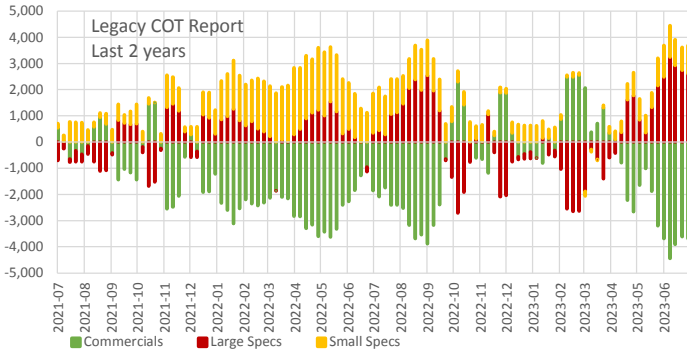
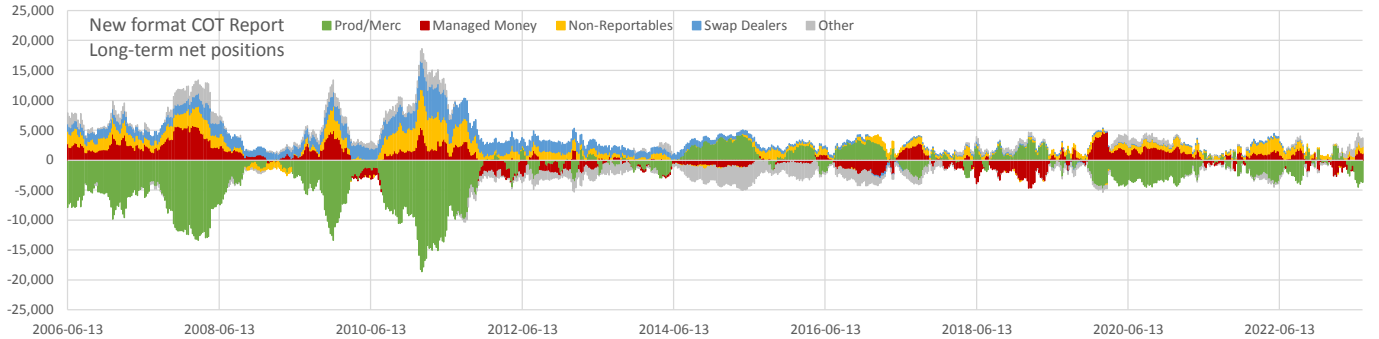
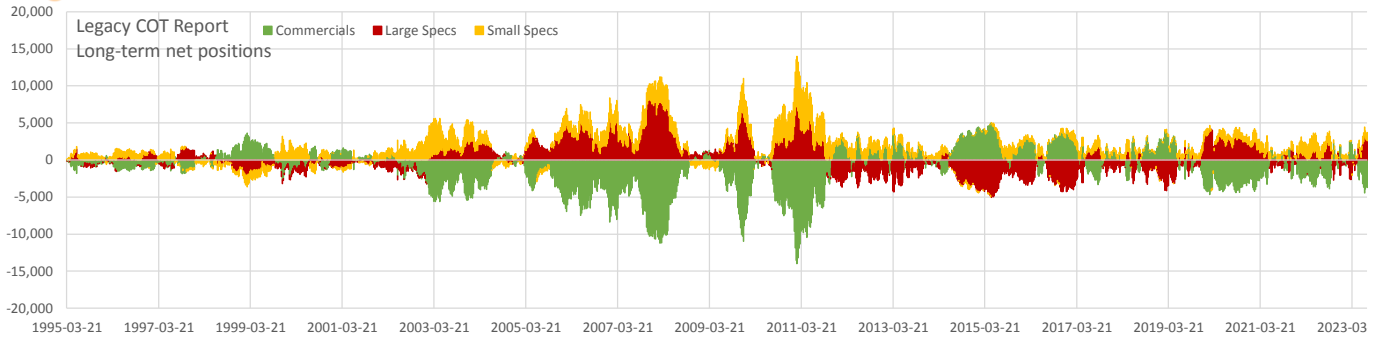
Net positions	Current	all time			2 years		
		min	max	Percentile	min	max	Percentile
Open Interest	4,267	2,777	22,859	0.02	2,777	6,406	0.25
Commercials	-1,832	-10,296	2,925	0.66	-3,466	295	0.38
Large Specs	865	-3,222	7,009	0.41	-1,257	2,361	0.66
Small Specs	967	-1,910	8,080	0.38	-783	1,634	0.66
Prod/Merc	-1,979	-11,444	4,069	0.64	-3,589	373	0.38
Managed Money	452	-3,326	6,213	0.41	-1,945	1,768	0.61
Non-Reportables	967	-1,910	3,069	0.51	-783	1,634	0.66
Swap Dealers	147	-1,266	5,217	0.24	-122	285	0.92
Other	413	-1,344	2,367	0.44	130	894	0.16



Commitment of Traders

Data as of 2023-07-18, Options & Futures combined

ZR - Rice



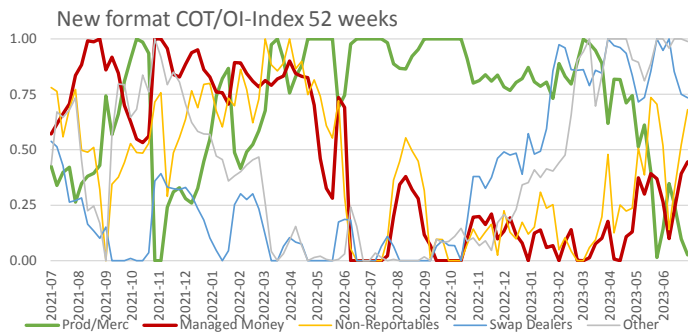
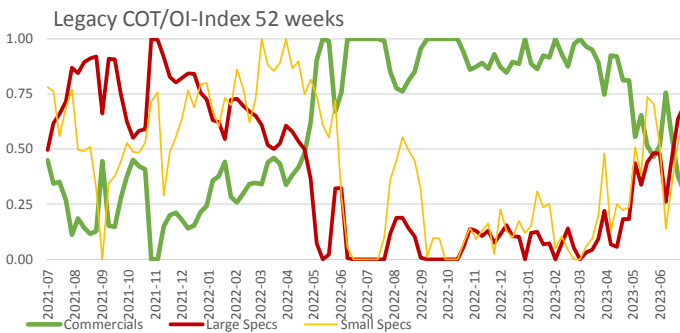
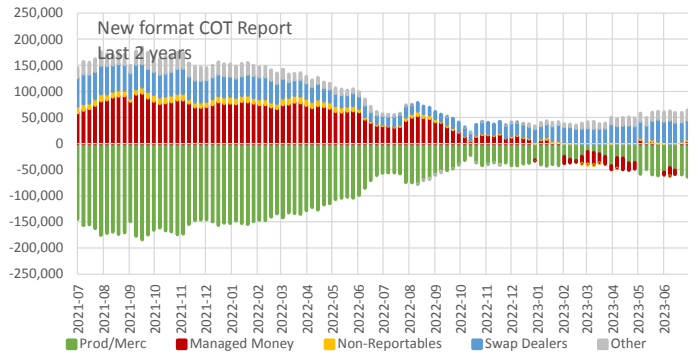
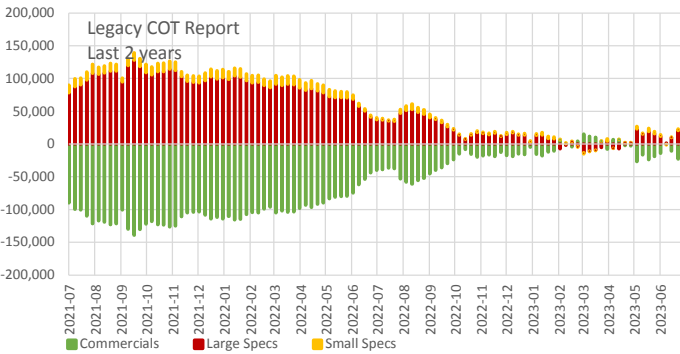
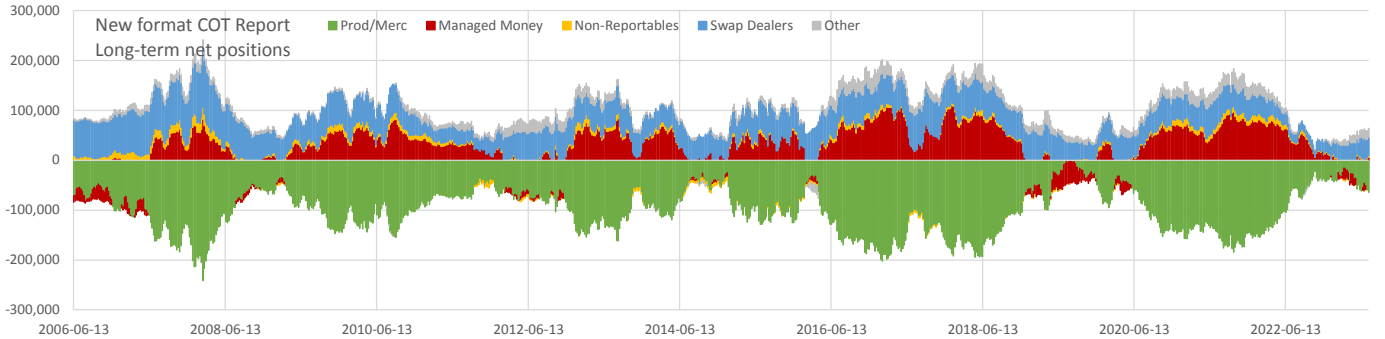
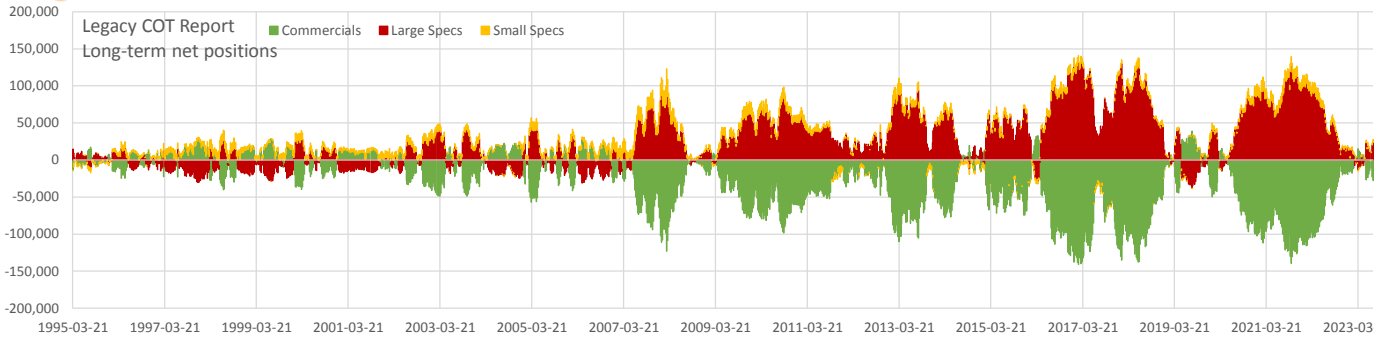
Net positions	Current	all time			2 years		
		min	max	Percentile	min	max	Percentile
Open Interest	9,529	2,444	27,772	0.50	7,473	12,651	0.69
Commercials	-3,700	-14,009	4,961	0.17	-4,444	2,552	0.02
Large Specs	2,593	-5,048	8,138	0.86	-2,717	3,238	0.97
Small Specs	1,107	-1,540	6,606	0.64	-184	2,556	0.62
Prod/Merc	-3,700	-18,636	4,307	0.28	-4,530	2,552	0.07
Managed Money	1,095	-4,684	5,805	0.63	-2,687	2,055	0.77
Non-Reportables	1,107	-1,195	6,606	0.60	-184	2,556	0.62
Swap Dealers	0	-544	5,213	0.04	-128	374	0.00
Other	1,498	-3,810	3,462	0.93	-899	1,521	0.99



Commitment of Traders

Data as of 2023-07-18, Options & Futures combined

CT - Cotton



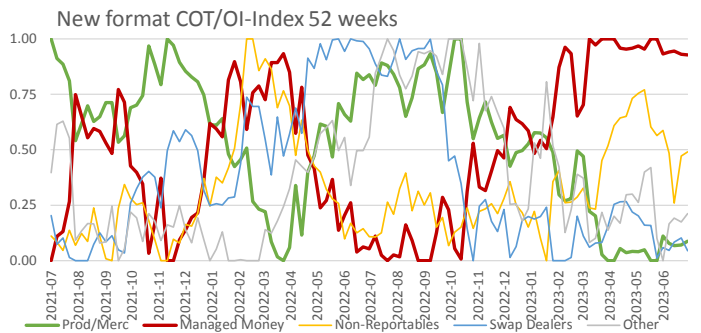
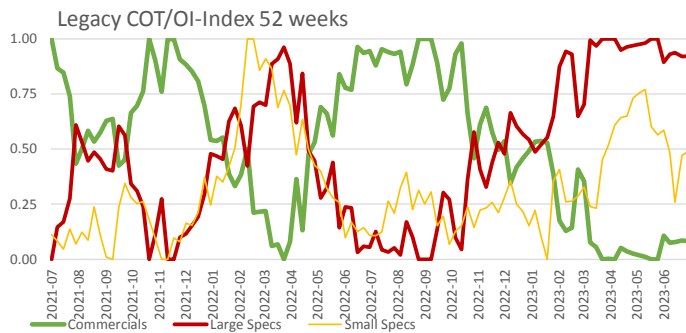
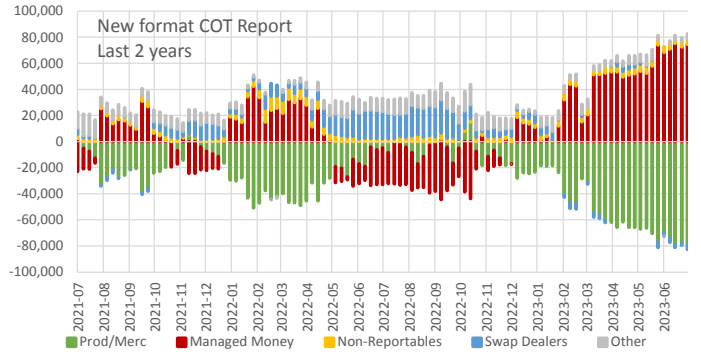
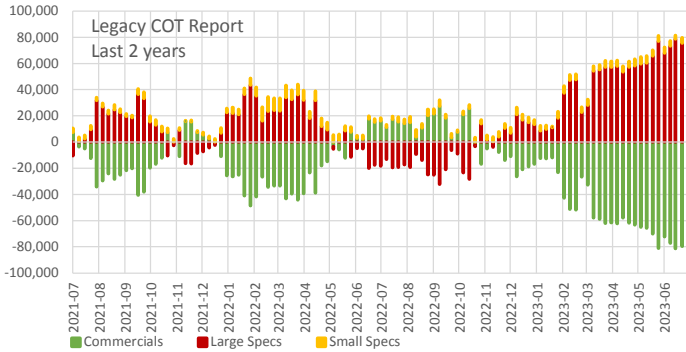
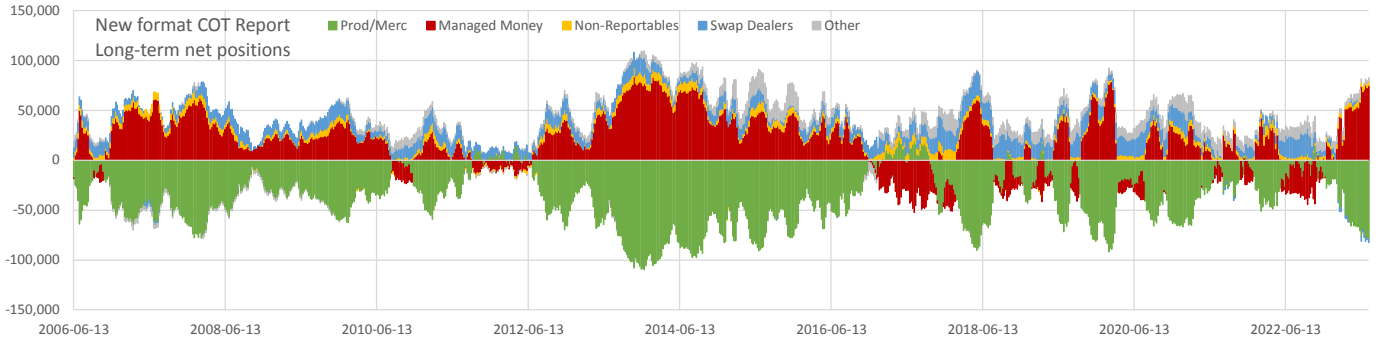
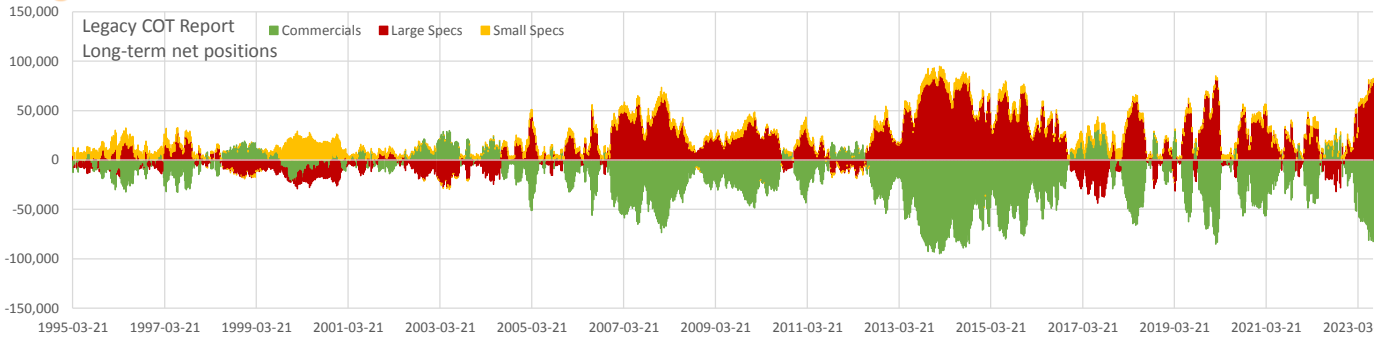
Net positions	Current	all time			2 years		
		min	max	Percentile	min	max	Percentile
Open Interest	220,812	63,308	572,626	0.48	207,230	384,086	0.08
Commercials	-27,461	-140,758	38,990	0.45	-139,287	15,292	0.62
Large Specs	23,778	-37,827	132,318	0.55	-13,367	127,919	0.37
Small Specs	3,682	-10,096	23,916	0.39	-1,924	13,562	0.43
Prod/Merc	-64,158	-241,479	919	0.74	-184,116	-15,322	0.53
Managed Money	5,397	-47,428	108,778	0.25	-24,255	96,743	0.22
Non-Reportables	3,682	-10,096	23,916	0.40	-1,924	13,562	0.43
Swap Dealers	36,699	12,659	118,380	0.16	12,659	56,907	0.60
Other	18,381	-18,203	37,352	0.82	-3,304	32,136	0.67



Commitment of Traders

Data as of 2023-07-18, Options & Futures combined

CC - Cocoa



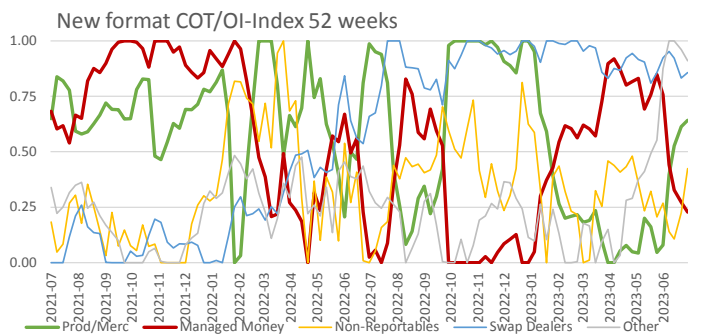
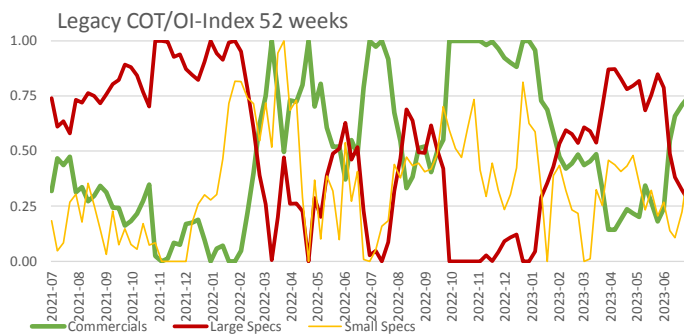
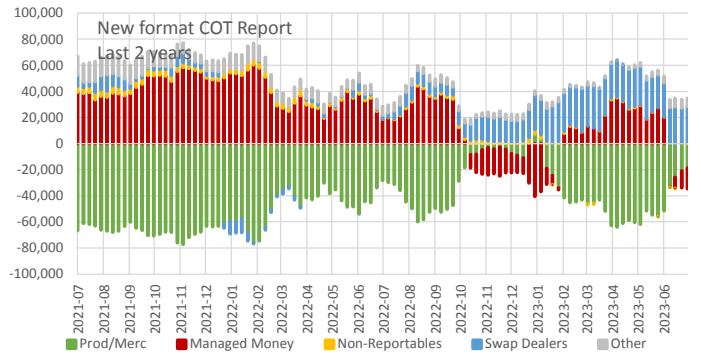
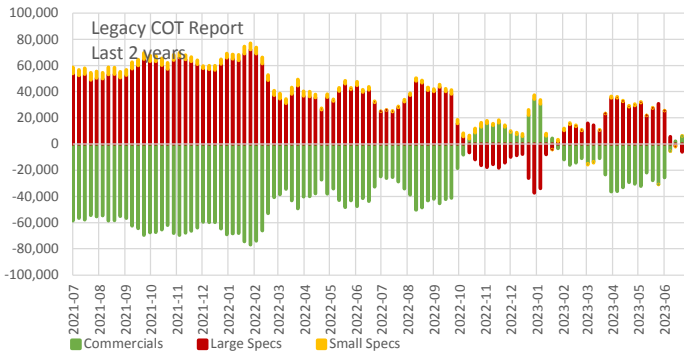
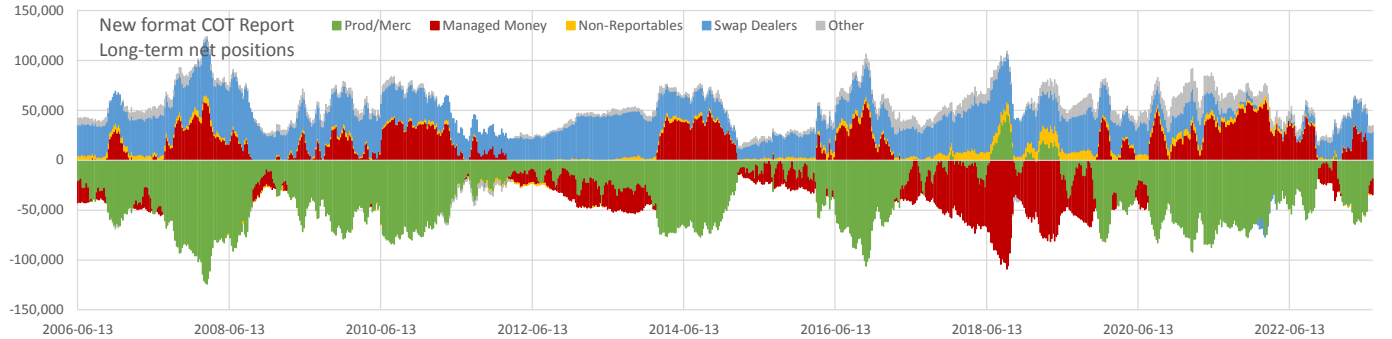
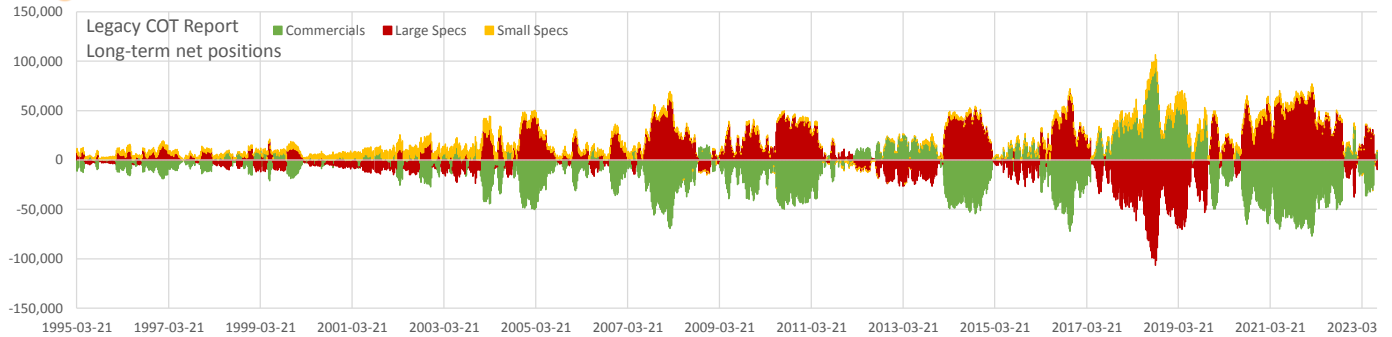
Net positions	Current	all time			2 years		
		min	max	Percentile	min	max	Percentile
Open Interest	485,826	66,266	496,475	0.99	253,830	496,475	0.99
Commercials	-82,650	-95,012	35,241	0.02	-82,650	27,476	0.00
Large Specs	78,367	-43,846	86,982	0.98	-32,129	78,613	0.99
Small Specs	4,282	-3,659	29,035	0.47	527	10,876	0.66
Prod/Merc	-78,870	-109,661	20,667	0.09	-79,128	14,989	0.00
Managed Money	74,545	-52,334	83,674	0.97	-44,435	75,267	0.99
Non-Reportables	4,282	-3,606	11,726	0.46	527	10,876	0.66
Swap Dealers	-3,780	-5,103	26,695	0.00	-4,503	25,515	0.02
Other	3,822	-9,629	23,872	0.46	-1,255	16,313	0.23



Commitment of Traders

Data as of 2023-07-18, Options & Futures combined

KC - Coffee



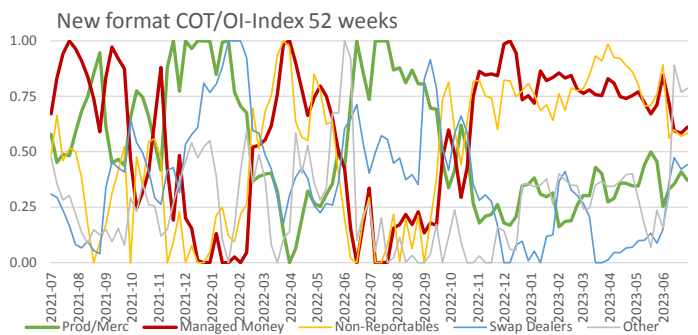
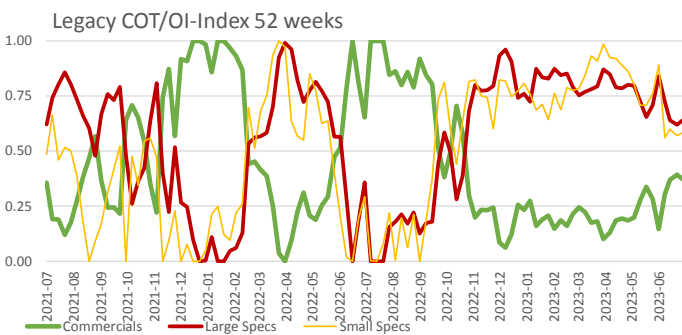
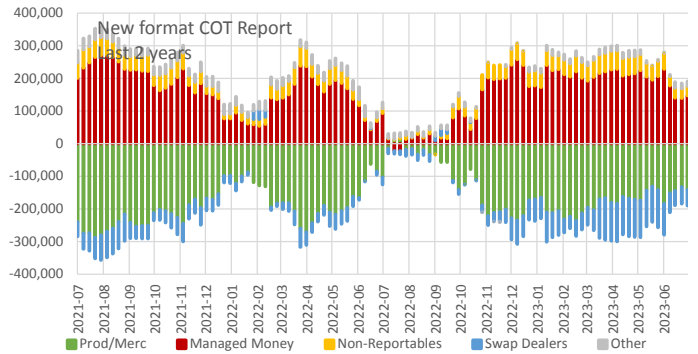
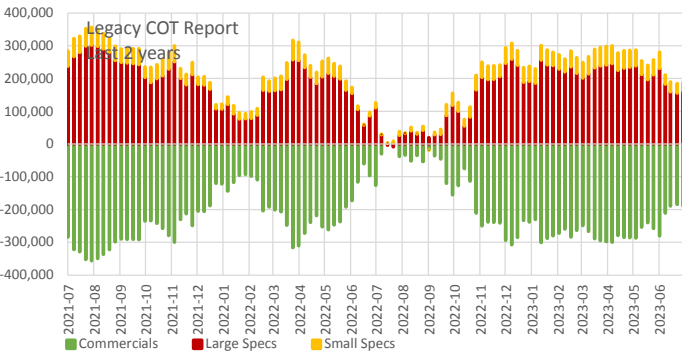
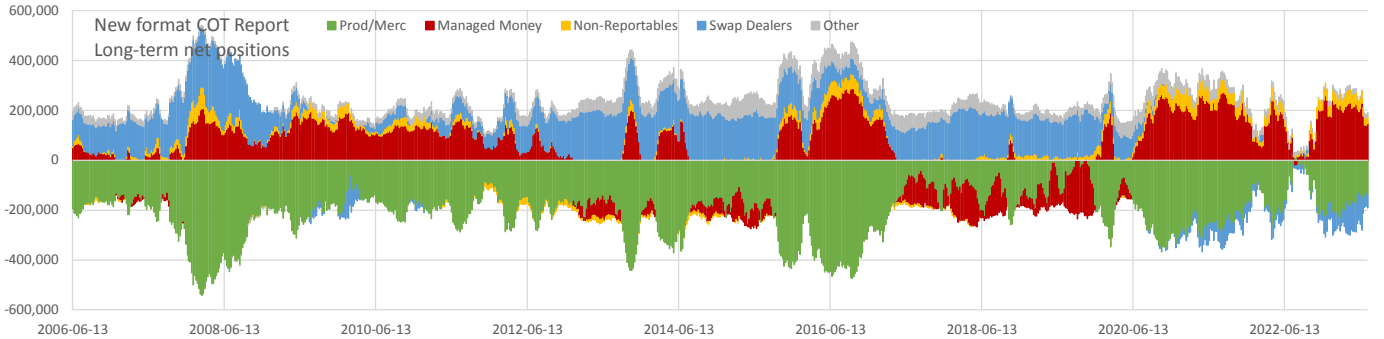
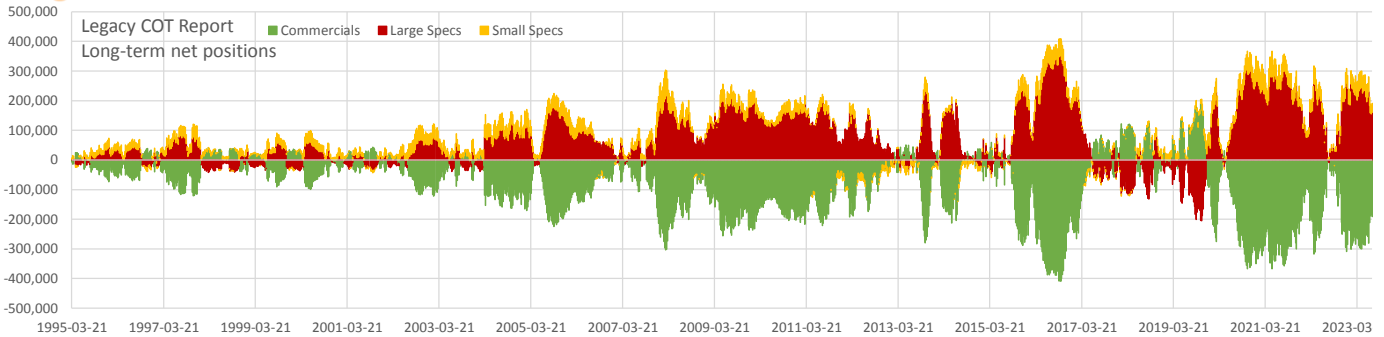
Net positions	Current	all time			2 years		
		min	max	Percentile	min	max	Percentile
Open Interest	224,648	28,745	434,125	0.70	201,717	402,088	0.03
Commercials	8,757	-76,944	93,948	0.83	-76,944	34,147	0.91
Large Specs	-9,673	-106,651	72,005	0.22	-37,467	72,005	0.09
Small Specs	916	-4,408	17,411	0.10	-1,013	5,691	0.18
Prod/Merc	-18,765	-124,055	46,258	0.75	-77,260	7,298	0.86
Managed Money	-15,920	-109,159	60,133	0.24	-40,480	60,133	0.07
Non-Reportables	916	-4,408	17,411	0.16	-1,013	5,691	0.18
Swap Dealers	27,522	-10,767	56,959	0.43	-10,767	32,444	0.82
Other	6,248	-5,252	21,857	0.63	184	15,532	0.48



Commitment of Traders

Data as of 2023-07-18, Options & Futures combined

SB - Sugar



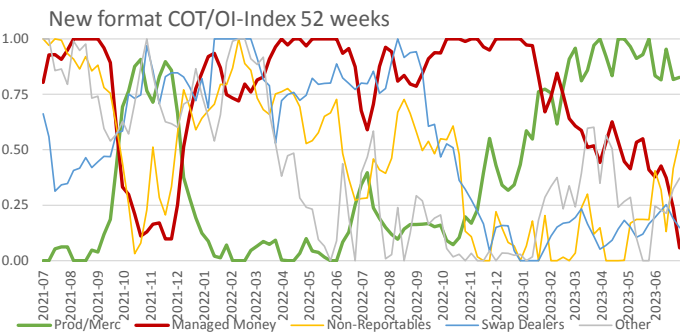
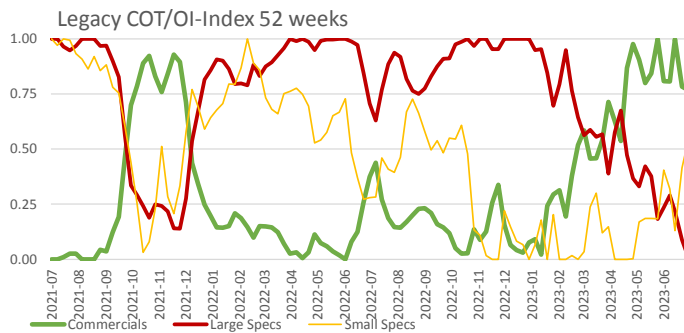
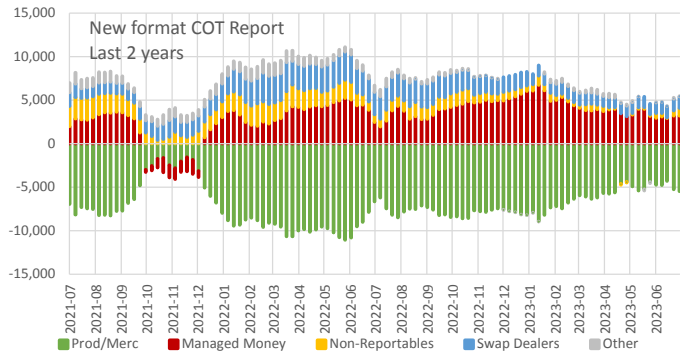
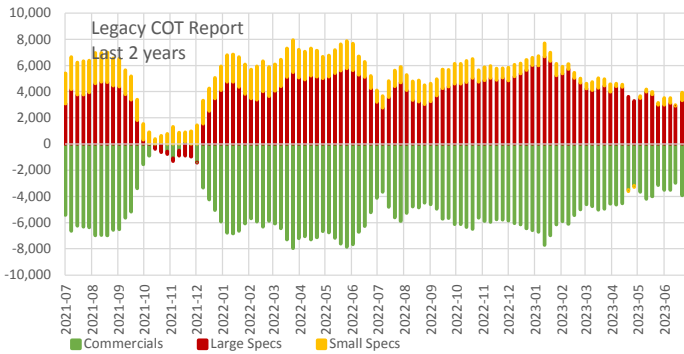
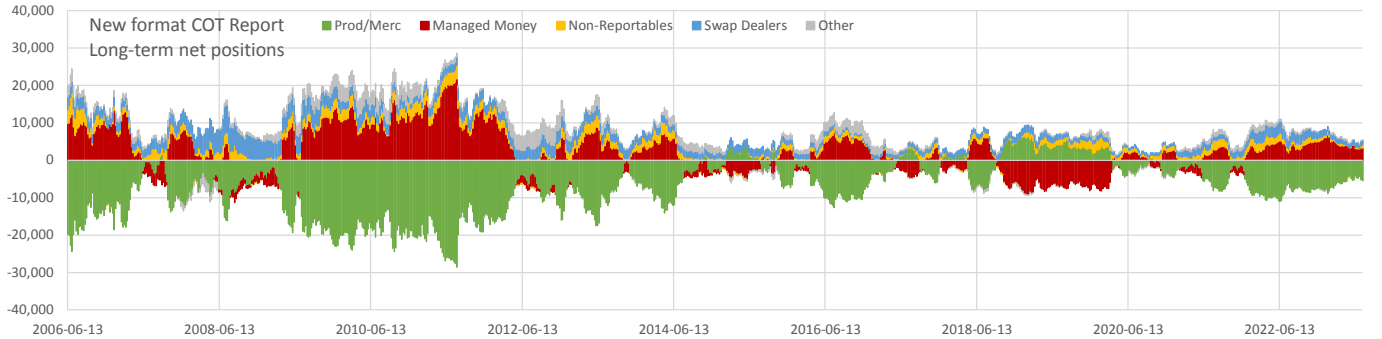
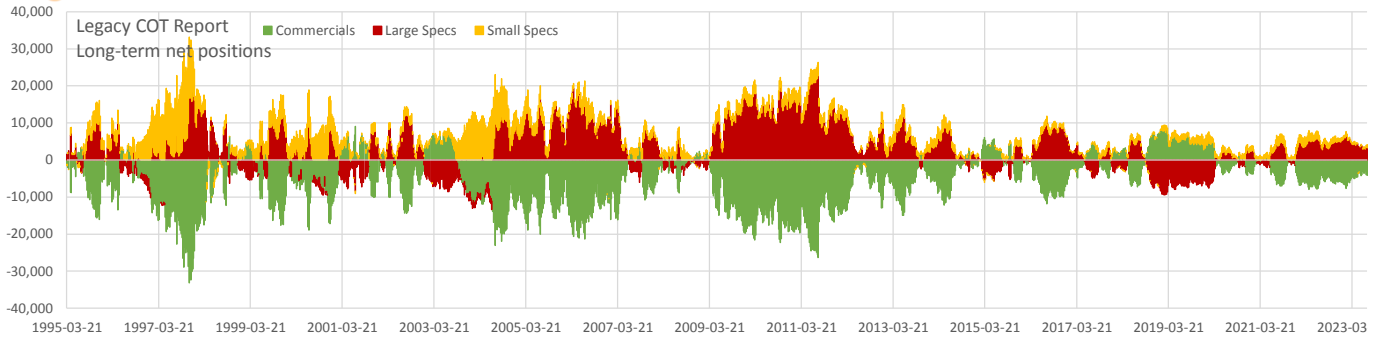
Net positions	Current	all time			2 years		
		min	max	Percentile	min	max	Percentile
Open Interest	1,091,472	130,960	1,551,567	0.82	817,174	1,305,774	0.68
Commercials	-191,041	-408,762	191,053	0.19	-356,985	3,499	0.69
Large Specs	161,211	-205,161	351,383	0.80	-9,197	301,889	0.30
Small Specs	29,830	-25,986	90,112	0.68	-1,314	60,379	0.31
Prod/Merc	-141,704	-541,358	15,410	0.82	-287,305	14,833	0.71
Managed Money	146,550	-234,839	286,248	0.73	-22,228	270,218	0.34
Non-Reportables	29,830	-25,986	90,112	0.66	-1,314	60,379	0.31
Swap Dealers	-49,337	-129,816	271,255	0.05	-129,816	30,200	0.35
Other	14,661	-7,632	88,705	0.16	-1,597	37,646	0.33



Commitment of Traders

Data as of 2023-07-18, Options & Futures combined

OJ - Orange Juice



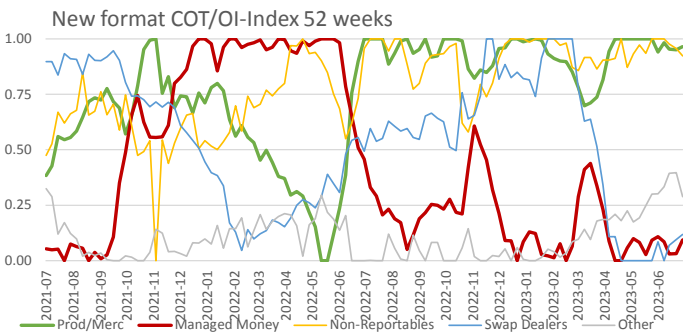
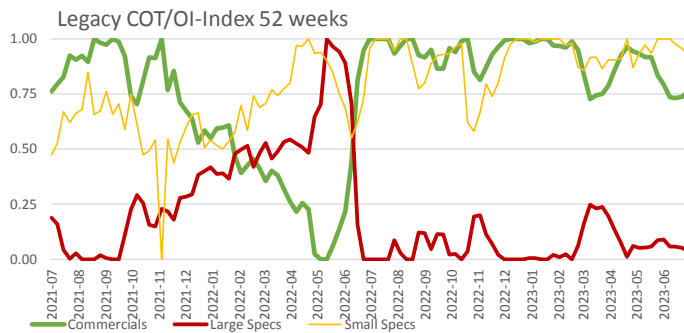
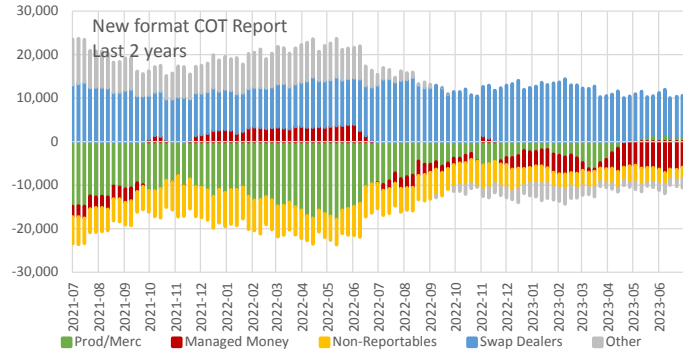
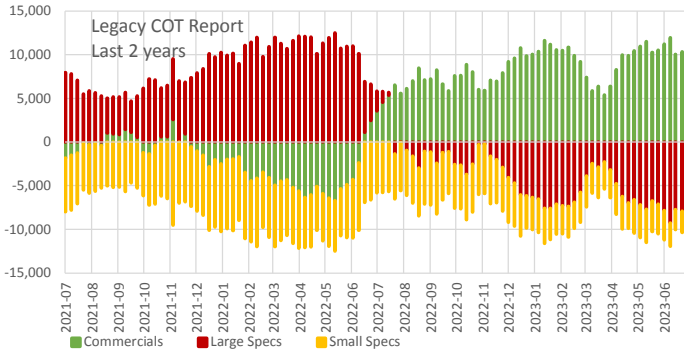
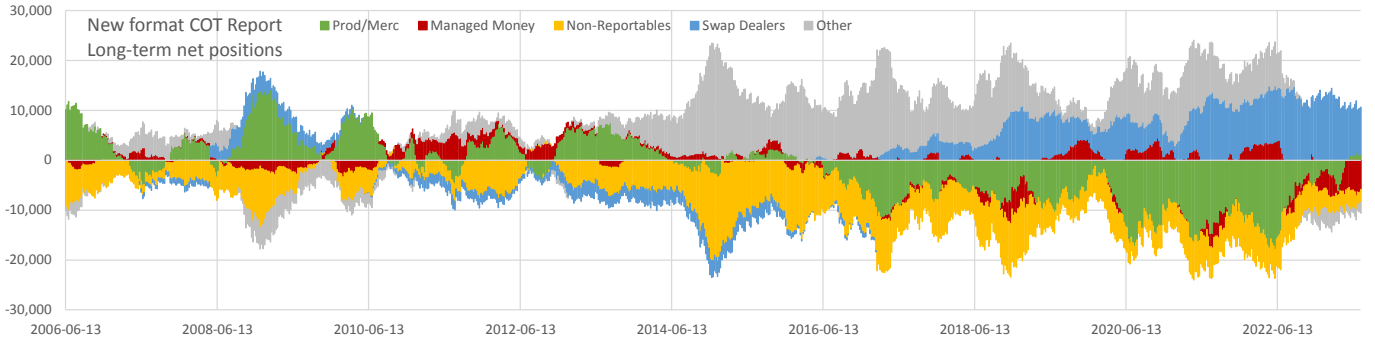
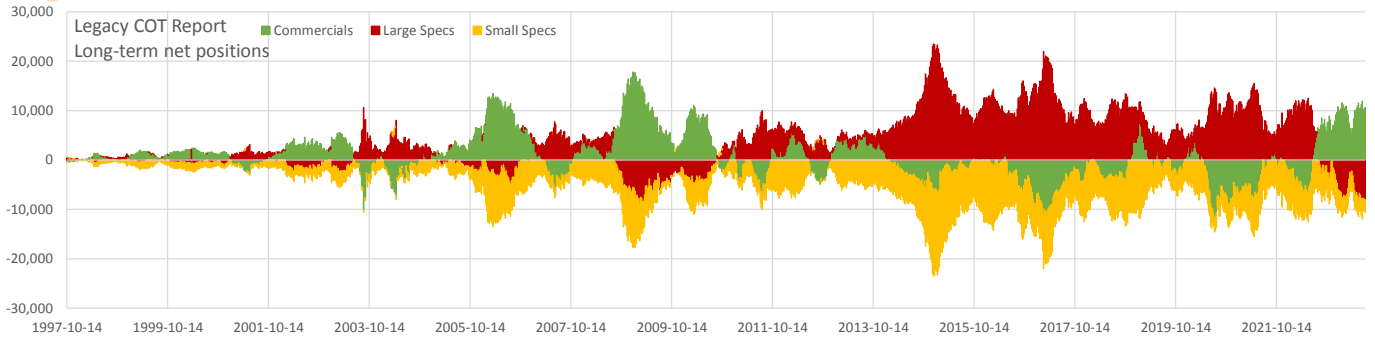
Net positions	Current	all time			2 years		
		min	max	Percentile	min	max	Percentile
Open Interest	12,273	10,460	78,072	0.02	10,600	17,003	0.25
Commercials	-4,157	-33,170	9,102	0.56	-7,957	161	0.77
Large Specs	3,277	-9,416	22,745	0.52	-904	6,673	0.22
Small Specs	880	-2,464	22,102	0.25	-127	2,566	0.30
Prod/Merc	-5,479	-28,607	6,409	0.57	-11,097	-1,571	0.78
Managed Money	3,190	-9,226	21,653	0.57	-1,695	6,731	0.39
Non-Reportables	880	-518	6,198	0.31	-127	2,566	0.30
Swap Dealers	1,322	539	7,514	0.24	1,086	3,361	0.26
Other	87	-3,035	4,733	0.23	-199	1,510	0.15



Commitment of Traders

Data as of 2023-07-18, Options & Futures combined

DC - Milk



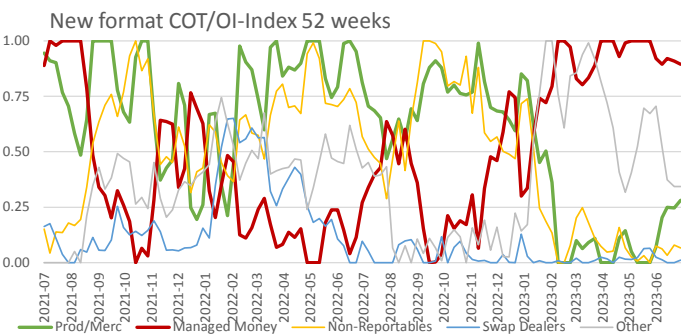
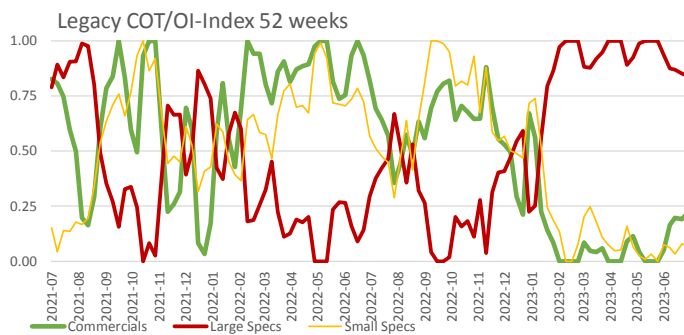
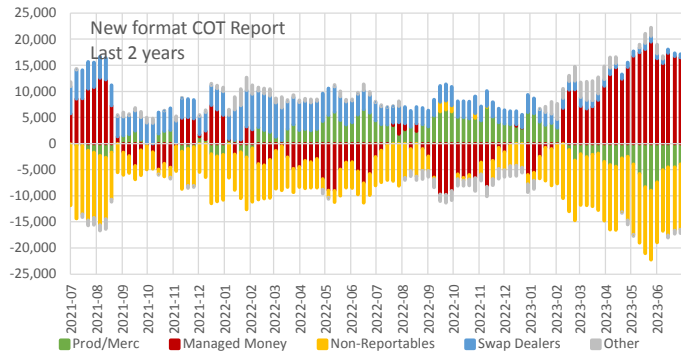
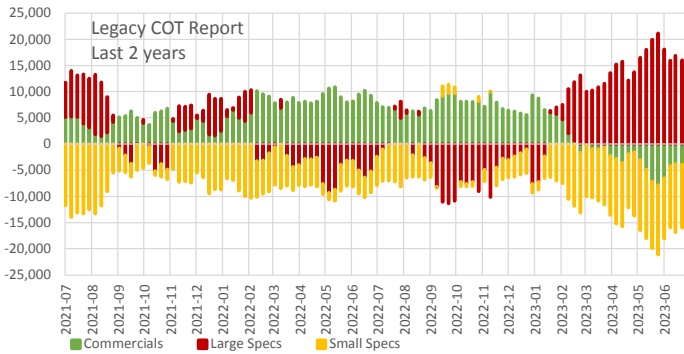
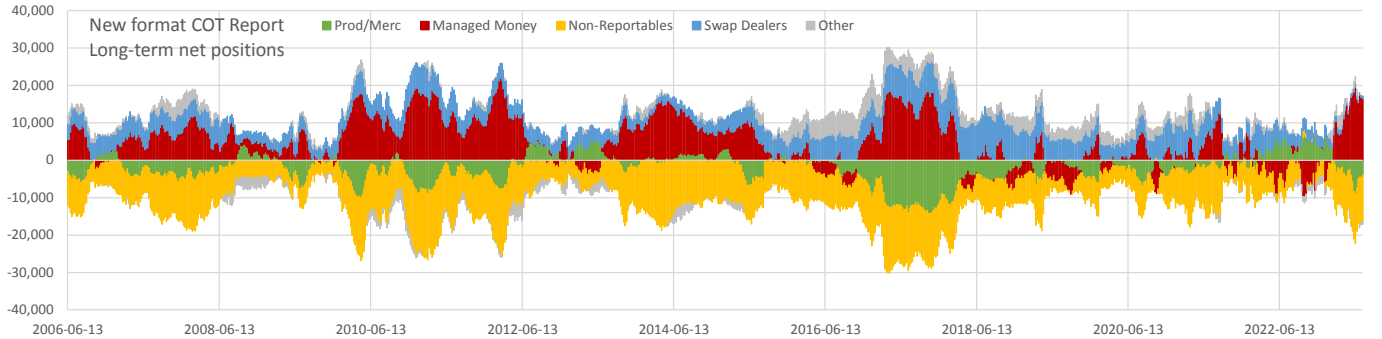
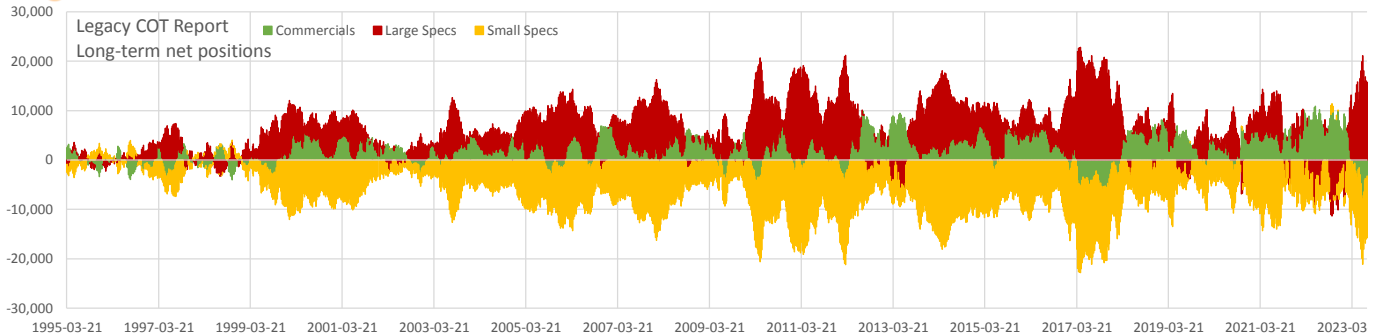
Net positions	Current	all time			2 years		
		min	max	Percentile	min	max	Percentile
Open Interest	62,650	882	80,875	0.96	39,592	75,479	0.88
Commercials	10,597	-11,763	17,782	0.95	-6,700	11,937	0.92
Large Specs	-8,016	-9,271	23,470	0.00	-9,271	12,509	0.00
Small Specs	-2,582	-17,490	1,294	0.61	-9,529	-2,314	0.98
Prod/Merc	1,202	-17,874	14,377	0.63	-17,874	1,639	0.98
Managed Money	-5,874	-7,154	5,629	0.00	-7,154	3,981	0.06
Non-Reportables	-2,582	-17,490	765	0.86	-9,529	-2,314	0.98
Swap Dealers	9,396	-3,474	14,744	0.87	8,779	14,744	0.13
Other	-2,141	-6,597	22,553	0.09	-3,915	10,393	0.13



Commitment of Traders

Data as of 2023-07-18, Options & Futures combined

GF - Feeder Cattle



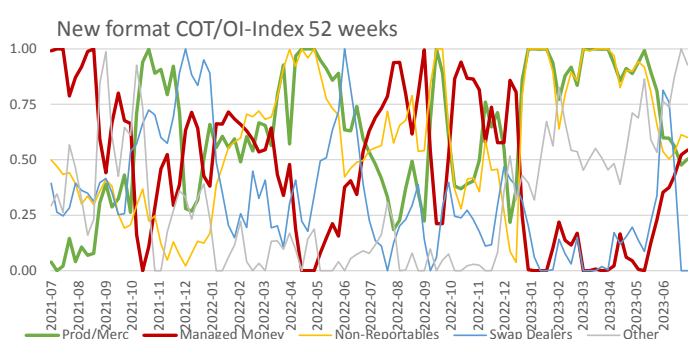
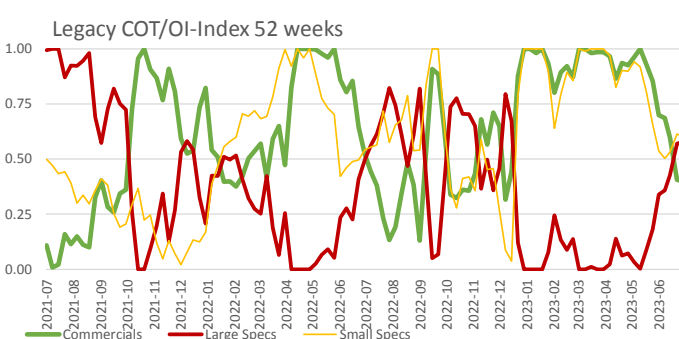
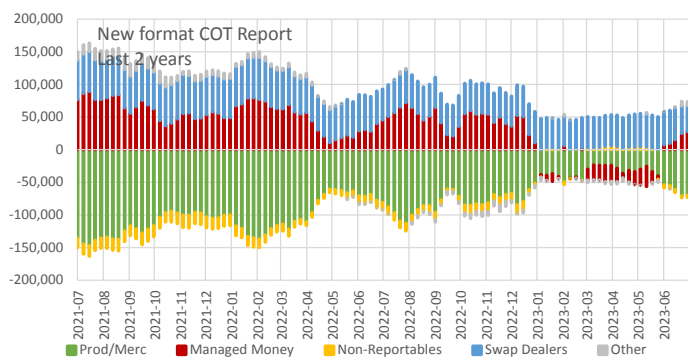
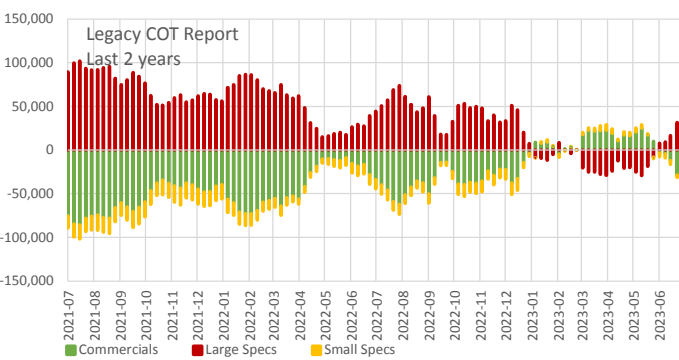
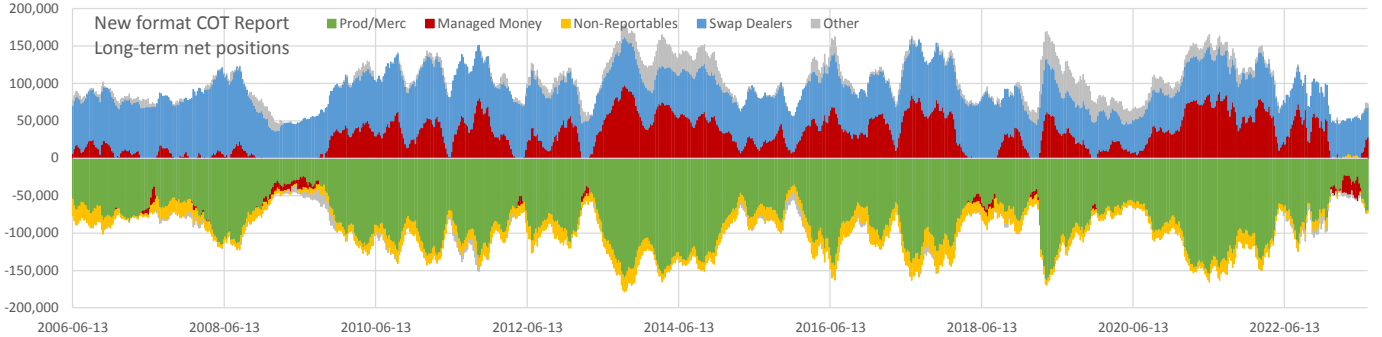
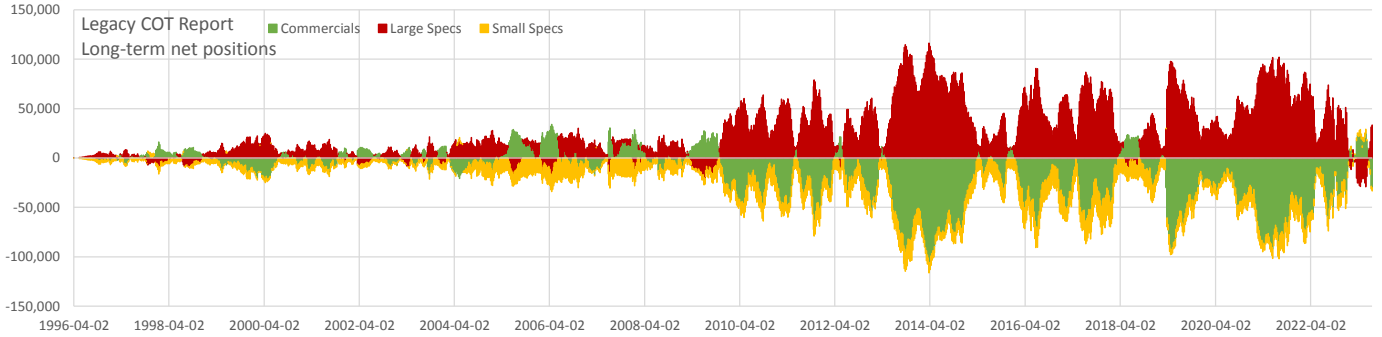
Net positions	Current	all time			2 years		
		min	max	Percentile	min	max	Percentile
Open Interest	80,242	11,096	83,284	0.99	43,754	83,284	0.98
Commercials	-3,227	-7,846	10,898	0.03	-7,846	10,898	0.07
Large Specs	15,767	-11,366	22,811	0.94	-11,366	21,135	0.91
Small Specs	-12,540	-18,466	2,790	0.11	-13,999	1,862	0.08
Prod/Merc	-3,920	-14,283	6,954	0.28	-8,963	6,954	0.09
Managed Money	16,476	-9,796	21,910	0.93	-9,796	19,486	0.94
Non-Reportables	-12,540	-18,466	1,862	0.18	-13,999	1,862	0.08
Swap Dealers	692	631	11,248	0.00	631	7,003	0.00
Other	-709	-4,059	6,872	0.19	-2,457	3,773	0.26



Commitment of Traders

Data as of 2023-07-18, Options & Futures combined

HE - Lean Hogs



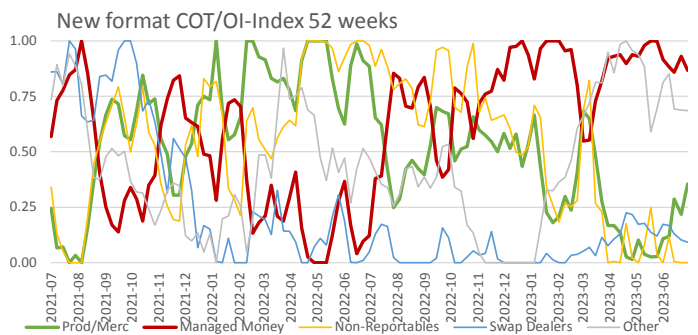
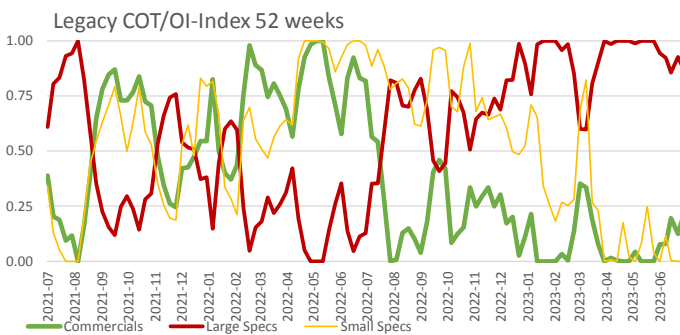
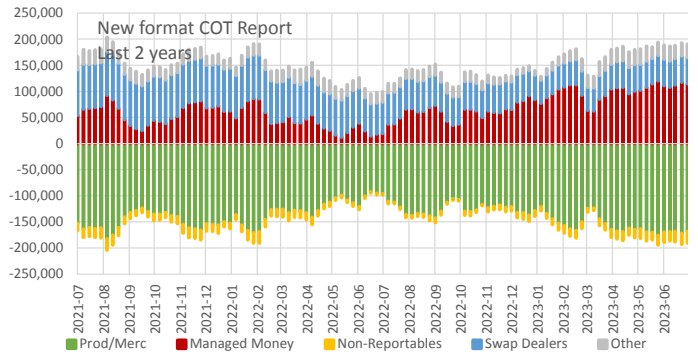
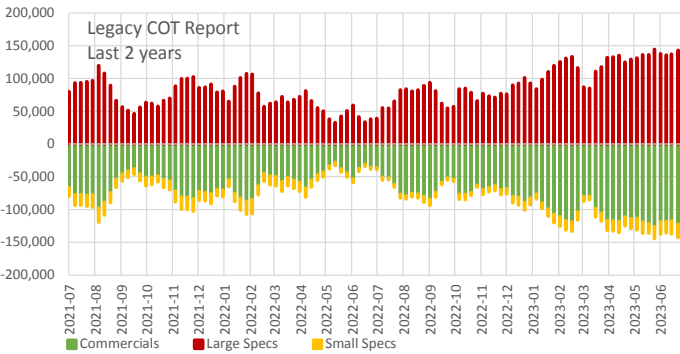
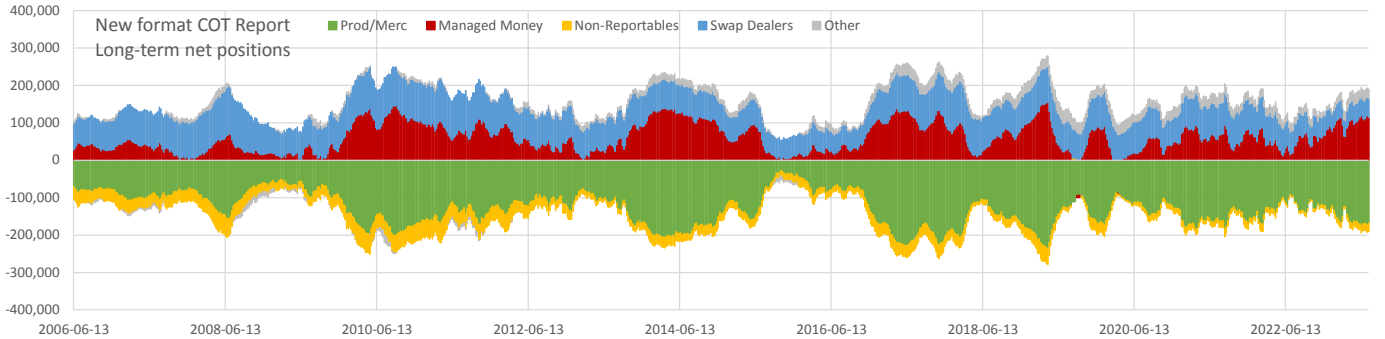
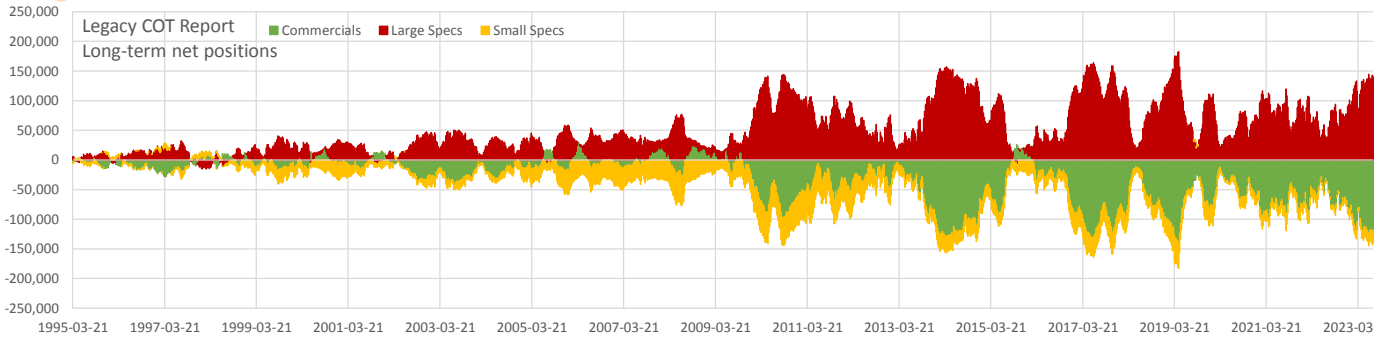
Net positions	Current	all time			2 years		
		min	max	Percentile	min	max	Percentile
Open Interest	308,944	1,011	439,314	0.82	232,254	367,616	0.66
Commercials	-29,987	-106,301	33,882	0.26	-85,795	24,882	0.56
Large Specs	33,306	-29,164	116,134	0.67	-29,164	101,947	0.39
Small Specs	-3,319	-29,022	6,189	0.79	-19,515	6,189	0.79
Prod/Merc	-69,856	-163,515	-23,793	0.67	-147,076	-23,793	0.63
Managed Money	27,932	-31,110	97,952	0.46	-31,110	89,131	0.33
Non-Reportables	-3,319	-29,022	6,189	0.94	-19,515	6,189	0.79
Swap Dealers	39,870	33,042	114,377	0.01	39,870	64,003	0.00
Other	5,374	-14,620	45,390	0.52	-9,897	18,919	0.68



Commitment of Traders

Data as of 2023-07-18, Options & Futures combined

LE - Live Cattle



Net positions	Current	all time			2 years		
		min	max	Percentile	min	max	Percentile
Open Interest	442,818	60,327	515,796	0.93	311,042	442,818	1.00
Commercials	-117,971	-140,692	29,877	0.03	-126,149	-27,632	0.07
Large Specs	140,326	-15,270	183,134	0.95	32,625	144,819	0.98
Small Specs	-22,355	-53,583	11,429	0.35	-22,355	-2,592	0.00
Prod/Merc	-168,273	-236,721	-26,747	0.21	-182,164	-91,910	0.10
Managed Money	114,630	-6,885	154,550	0.89	12,085	119,921	0.97
Non-Reportables	-22,355	-53,583	4,068	0.51	-22,355	-2,592	0.00
Swap Dealers	50,301	43,611	128,967	0.02	43,611	87,013	0.19
Other	25,696	-21,458	34,928	0.87	7,419	29,774	0.82