



Commitment of Traders

28-Jul-2023

Contents

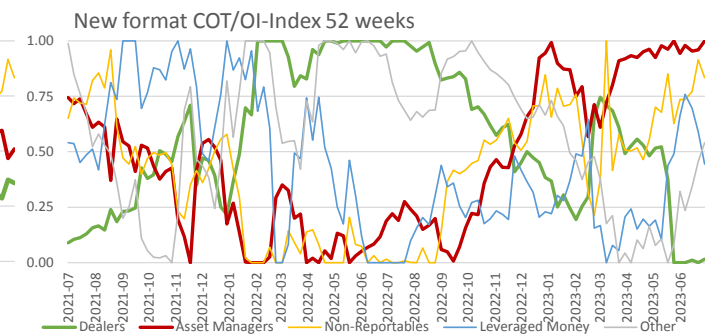
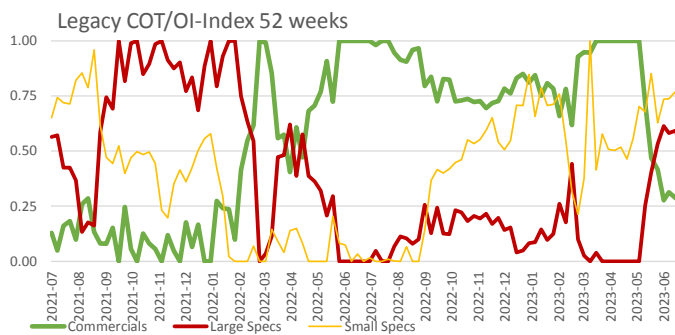
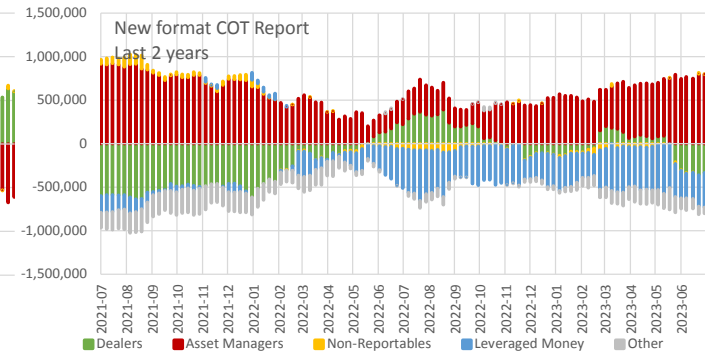
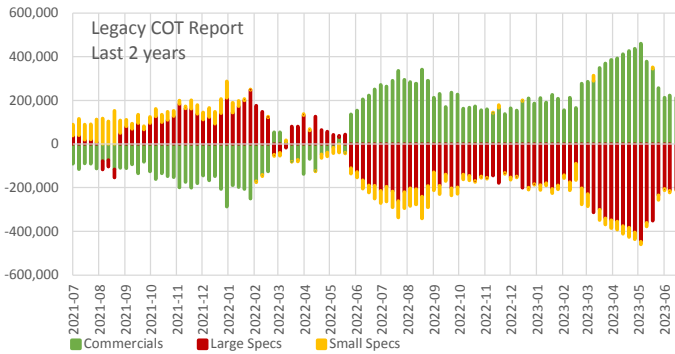
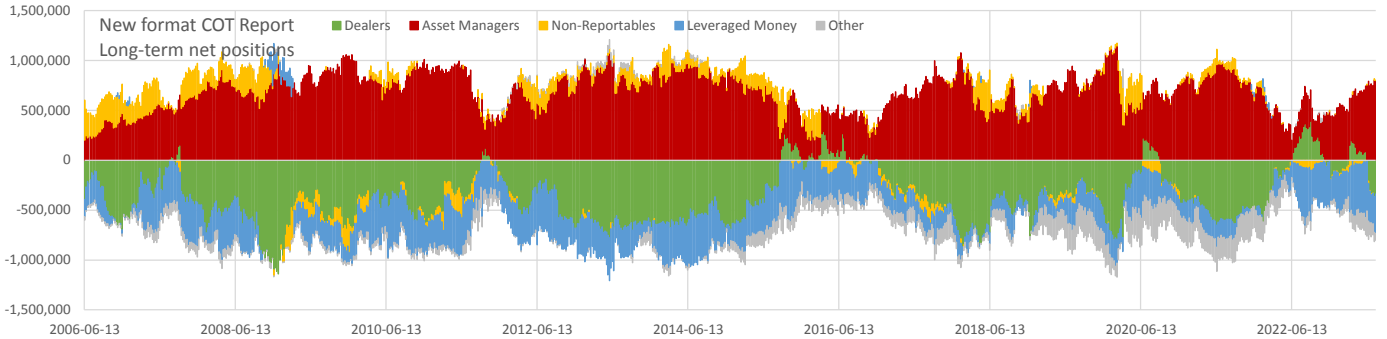
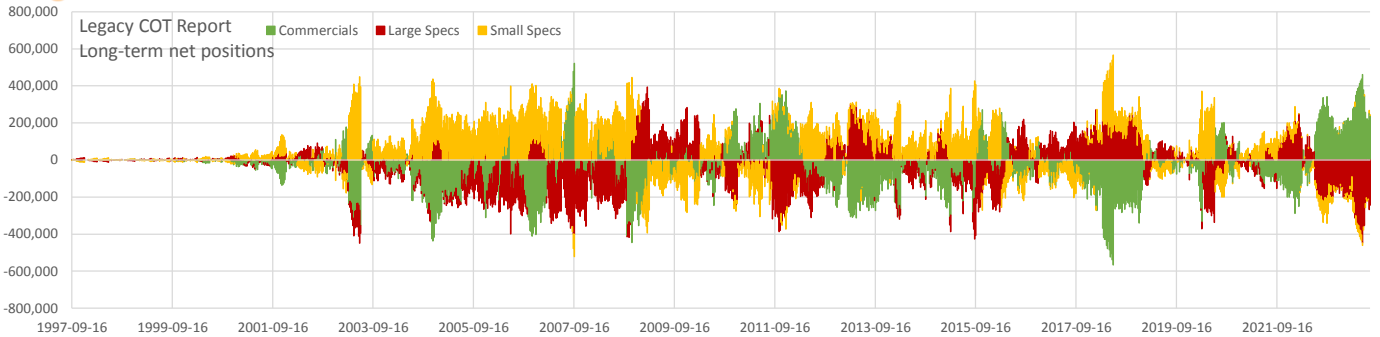
ES	E-mini S&P 500	2	DX	US Dollar Index	13	CL	Crude Oil	25
NQ	E-mini Nasdaq 100	3	6E	EUR/USD	14	NG	Natural Gas	26
RTY	E-mini Russell 2000	4	6B	GBP/USD	15	HO	Heating Oil	27
YM	Dow Jones Industrial	5	6A	AUD/USD	16	RB	RBOB Gasoline	28
VX	VIX	6	6N	NZD/USD	17	GC	Gold	29
ZT	2-year T-Note	7	6C	CAD/USD	18	SI	Silver	30
ZF	5-year T-Note	8	6S	CHF/USD	19	HG	Copper	31
ZN	10-year T-Bill	9	6J	JPY/USD	20	PA	Palladium	32
ZB	30-year T-Bond	10	6L	BRL/USD	21	PL	Platinum	33
TN	Ultra 10y	11	6M	MXN/USD	22	ZC	Corn	34
UB	Ultra T-Bond	12	6Z	ZAR/USD	23	ZW	Wheat	35
			BTC	BTC/USD	24	KE	Wheat (Kansas)	36
						ZS	Soybeans	37
						ZL	Soybean Oil	38
						ZM	Soybean Meal	39
						ZO	Oats	40
						ZR	Rice	41
						CT	Cotton	42
						CC	Cocoa	43
						KC	Coffee	44
						SB	Sugar	45
						OJ	Orange Juice	46
						DC	Milk	47
						GF	Feeder Cattle	48
						HE	Lean Hogs	49
						LE	Live Cattle	50



Commitment of Traders

Data as of 2023-07-25, Options & Futures combined

ES - E-mini S&P 500



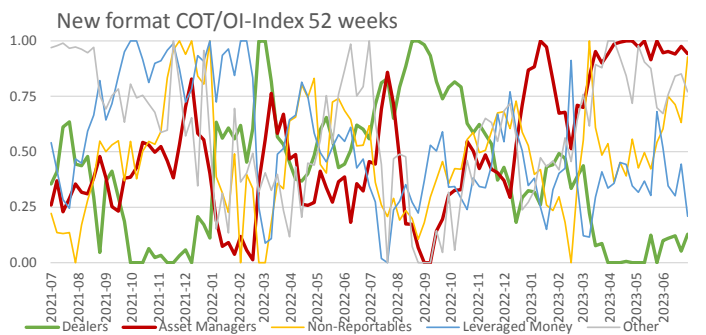
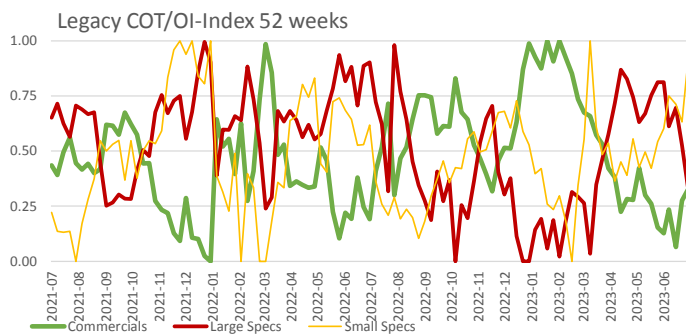
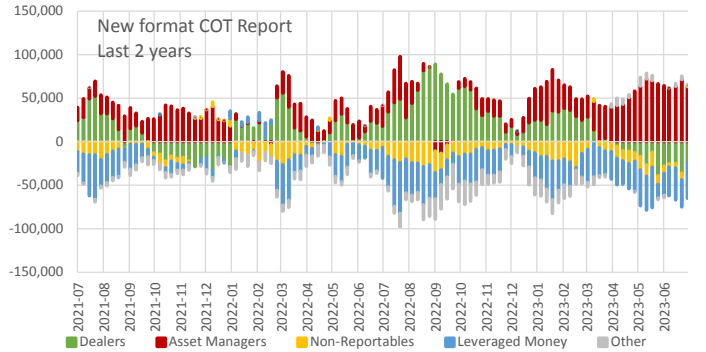
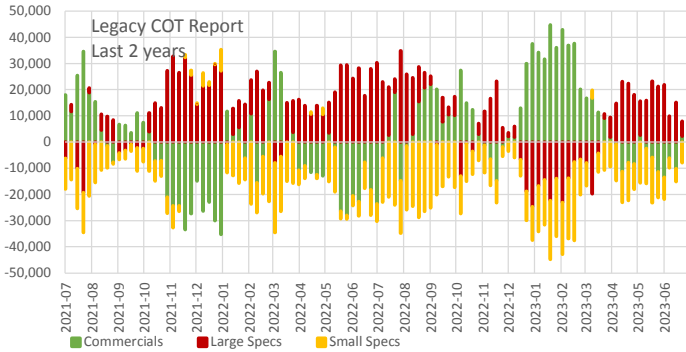
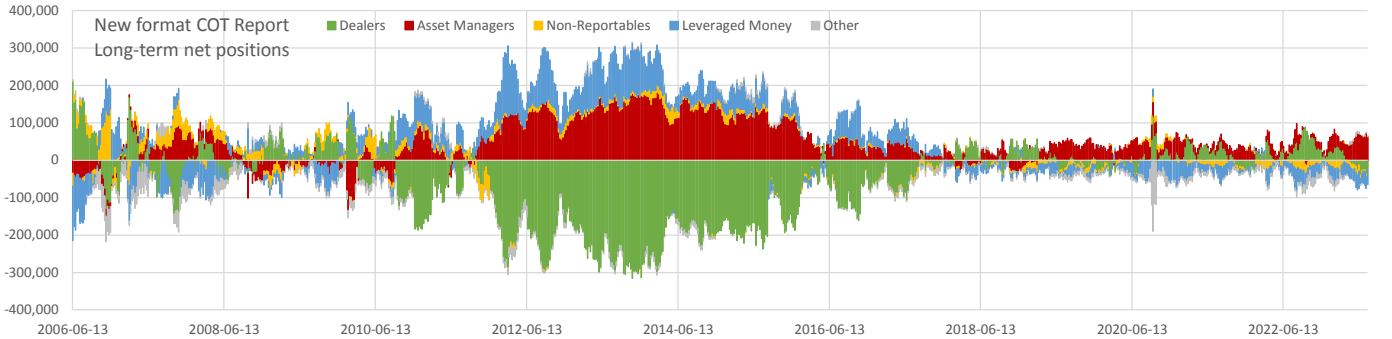
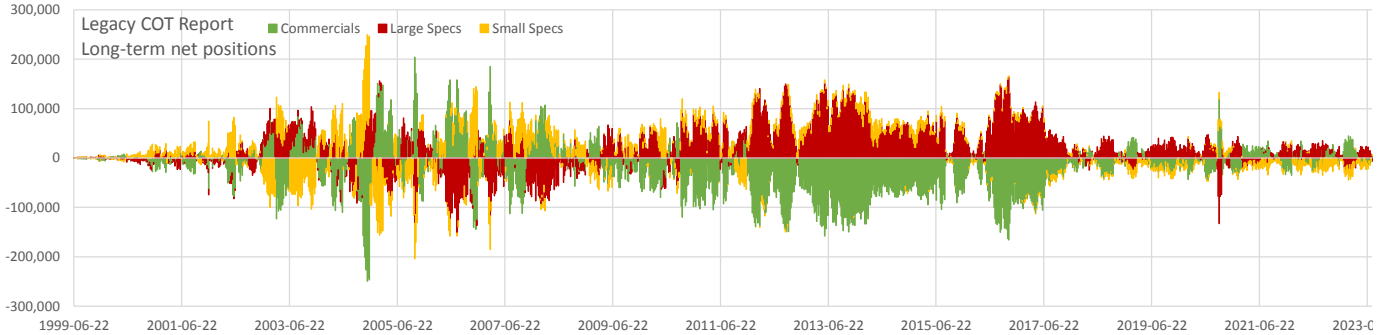
Net positions	Current	all time			2 years		
		min	max	Percentile	min	max	Percentile
Open Interest	3,211,228	5,857	7,037,826	0.59	2,796,409	4,059,867	0.44
Commercials	239,990	-566,872	521,002	0.96	-287,778	460,960	0.75
Large Specs	-243,530	-447,046	393,444	0.05	-447,046	248,601	0.12
Small Specs	3,540	-332,429	448,612	0.38	-100,978	153,271	0.62
Dealers	-337,419	-1,139,296	389,516	0.61	-636,470	389,516	0.30
Asset Managers	798,827	152,842	1,144,883	0.69	179,443	920,390	0.89
Non-Reportables	3,540	-332,429	426,310	0.37	-100,978	153,270	0.62
Leveraged Money	-396,173	-617,037	305,974	0.20	-581,240	86,073	0.28
Other	-68,773	-342,164	190,190	0.49	-293,740	45,120	0.68



Commitment of Traders

Data as of 2023-07-25, Options & Futures combined

NQ - E-mini Nasdaq 100



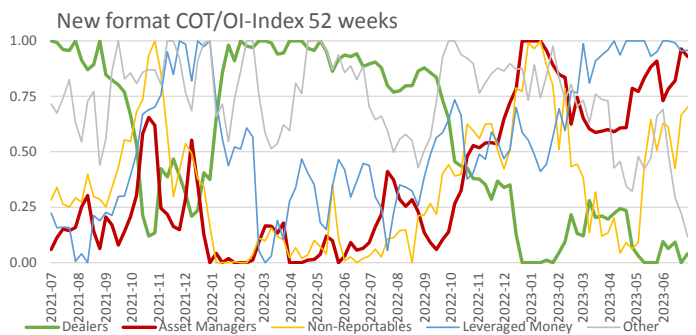
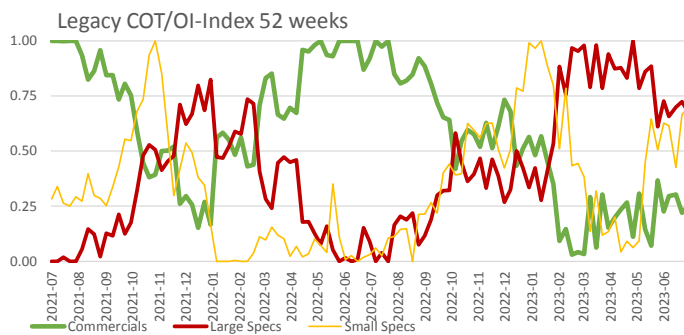
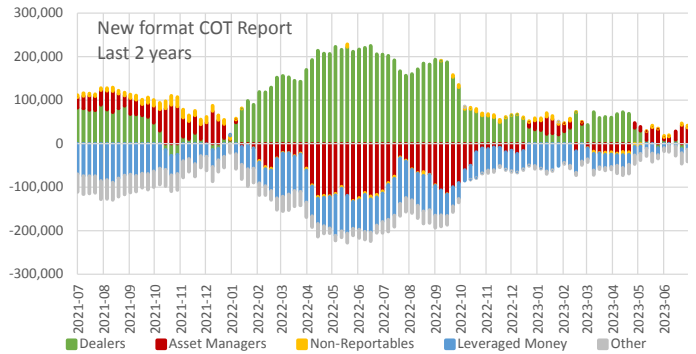
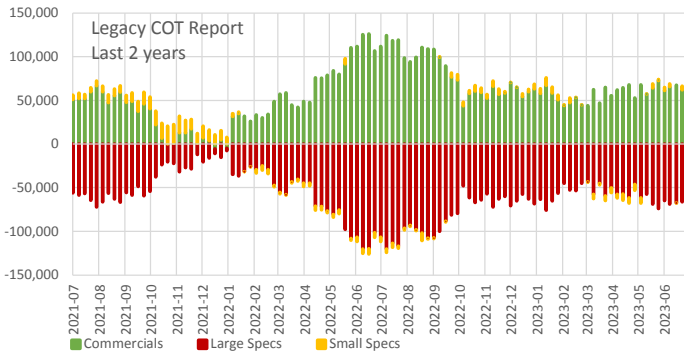
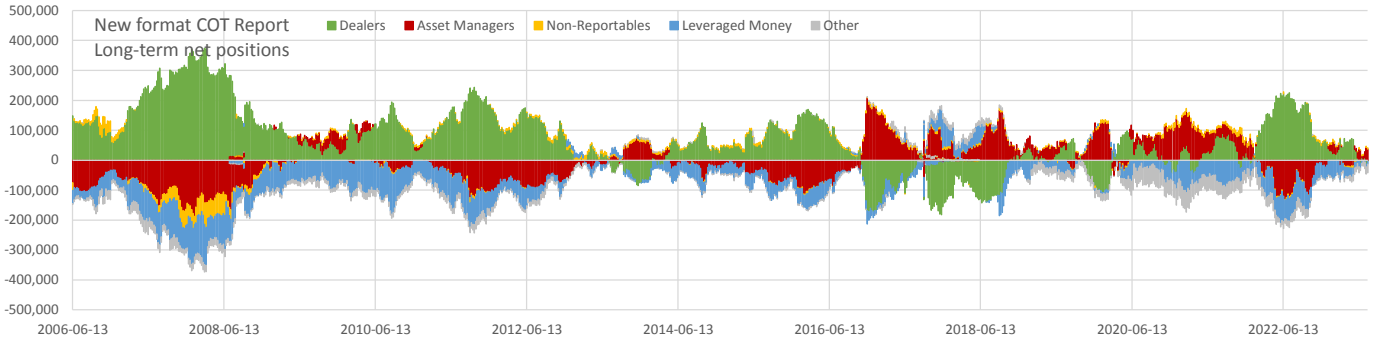
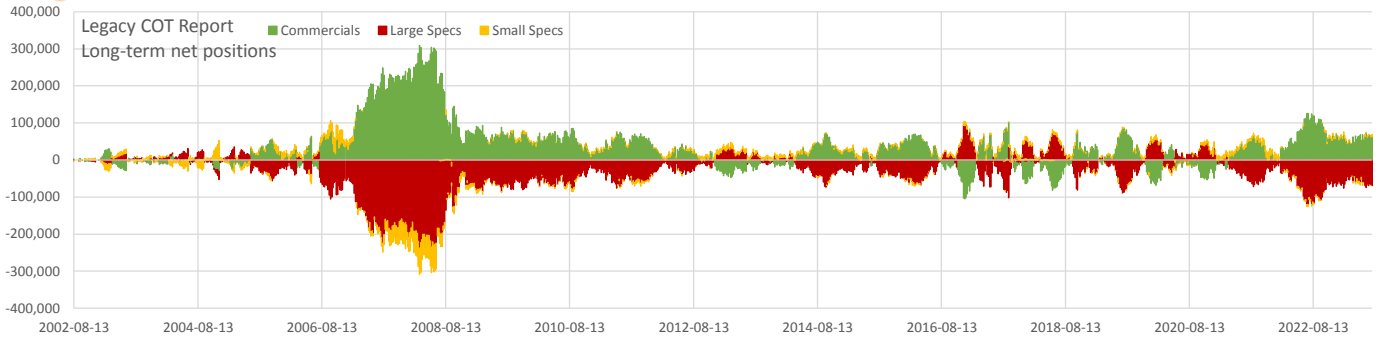
Net positions	Current	all time			2 years		
		min	max	Percentile	min	max	Percentile
Open Interest	314,501	537	618,839	0.53	245,685	436,671	0.49
Commercials	5,029	-249,547	203,882	0.74	-35,269	44,792	0.59
Large Specs	-6,444	-151,275	163,838	0.21	-24,622	34,825	0.16
Small Specs	1,415	-156,111	181,061	0.47	-30,040	8,130	0.95
Dealers	-24,102	-315,414	210,663	0.47	-38,989	88,975	0.08
Asset Managers	63,144	-133,641	180,919	0.73	-13,409	72,045	0.93
Non-Reportables	1,414	-67,845	136,867	0.46	-30,041	8,131	0.95
Leveraged Money	-41,294	-145,951	190,939	0.10	-58,464	16,602	0.08
Other	838	-190,134	34,306	0.78	-28,105	9,633	0.91



Commitment of Traders

Data as of 2023-07-25, Options & Futures combined

RTY - E-mini Russell 2000



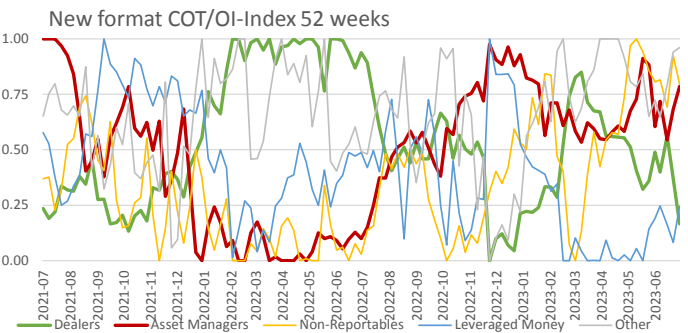
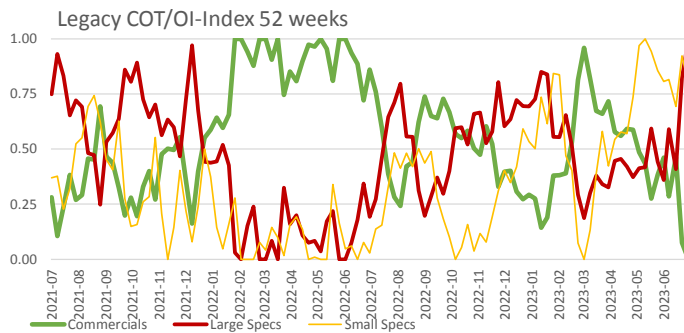
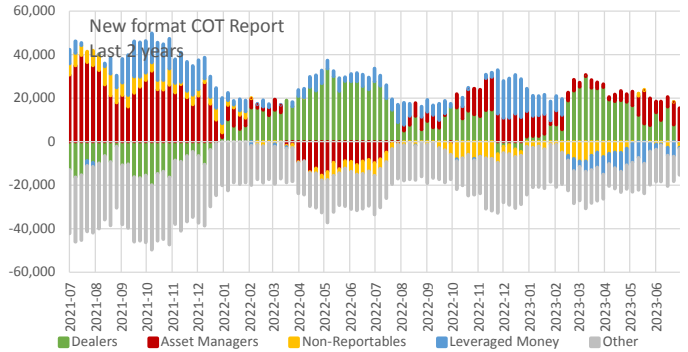
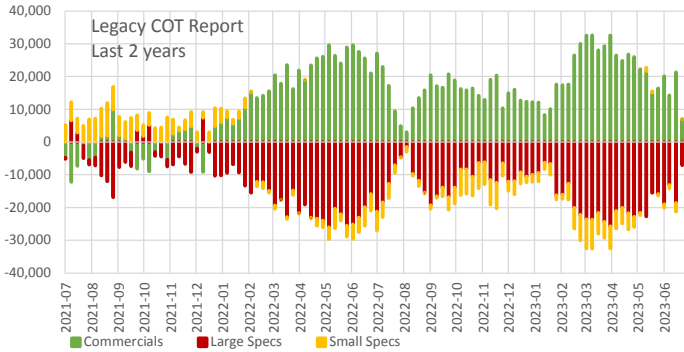
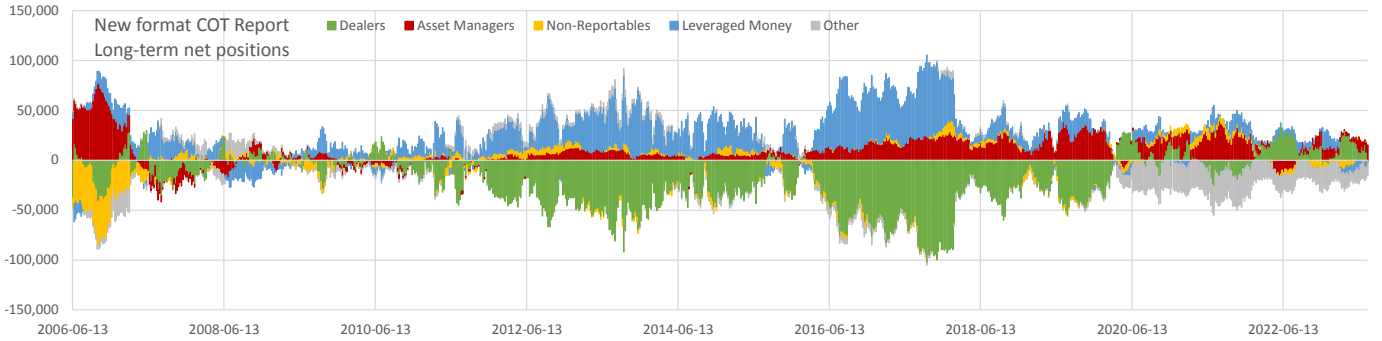
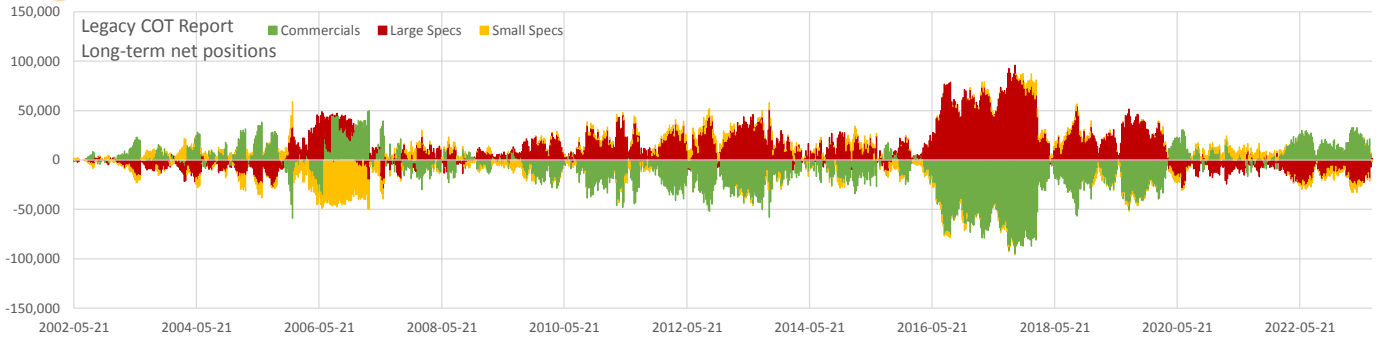
Net positions	Current	all time			2 years		
		min	max	Percentile	min	max	Percentile
Open Interest	537,252	5,884	900,737	0.80	432,219	675,081	0.66
Commercials	64,264	-104,333	309,185	0.80	-5,625	125,970	0.64
Large Specs	-69,334	-237,712	93,772	0.15	-120,386	-3,095	0.28
Small Specs	5,070	-81,822	52,421	0.68	-8,800	21,793	0.64
Dealers	-3,835	-182,305	373,503	0.19	-27,371	224,651	0.06
Asset Managers	36,534	-187,451	208,188	0.78	-131,239	89,110	0.83
Non-Reportables	5,070	-81,822	40,675	0.68	-8,800	21,793	0.64
Leveraged Money	-9,286	-157,122	95,722	0.81	-104,469	3,508	0.97
Other	-28,483	-65,005	29,548	0.12	-44,402	2,587	0.37



Commitment of Traders

Data as of 2023-07-25, Options & Futures combined

YM - Dow Jones Industrial



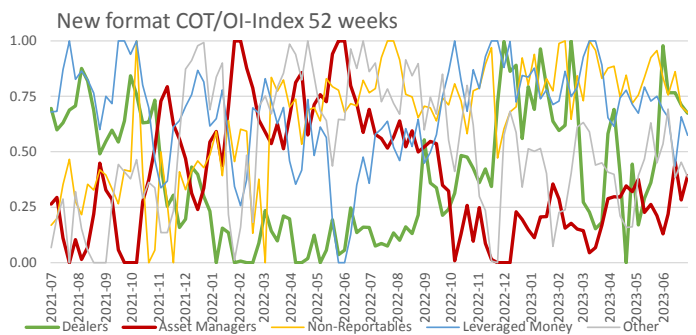
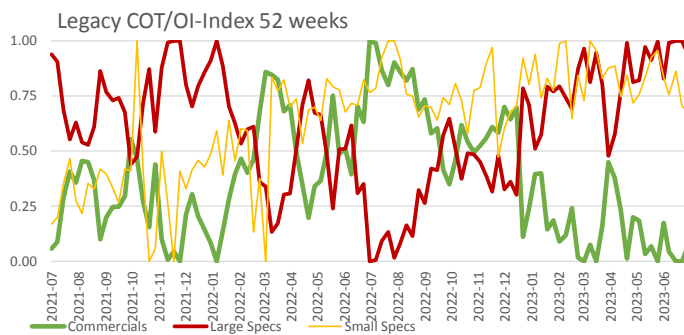
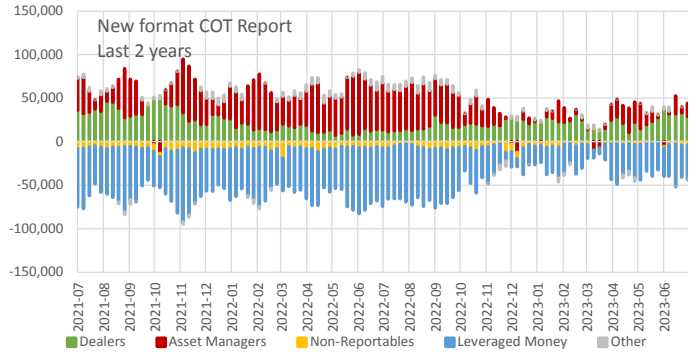
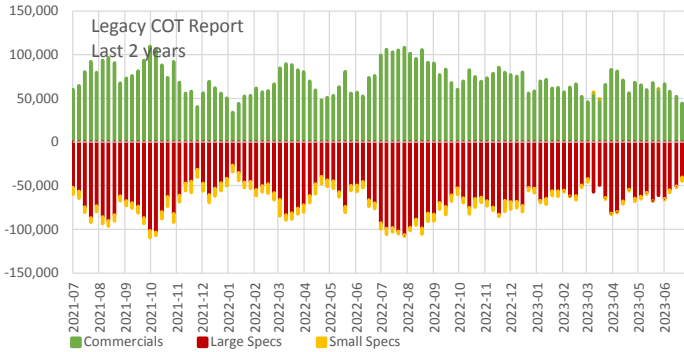
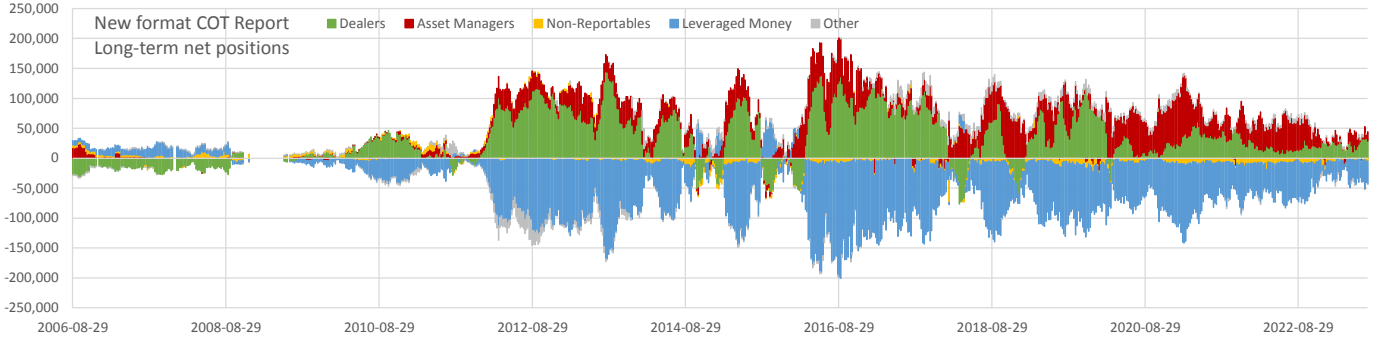
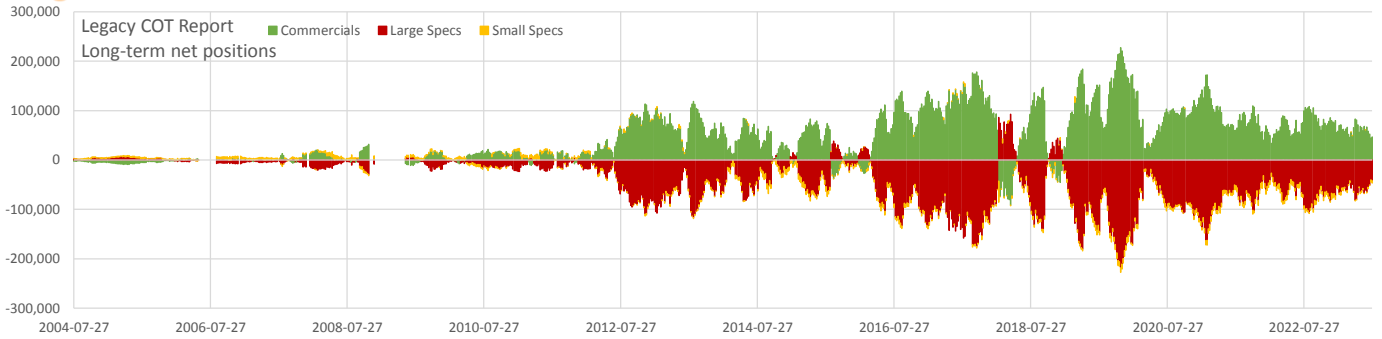
Net positions	Current	all time			2 years		
		min	max	Percentile	min	max	Percentile
Open Interest	111,982	6,082	178,386	0.71	63,277	121,467	0.96
Commercials	244	-95,118	50,001	0.63	-12,251	32,616	0.15
Large Specs	1,416	-29,032	95,976	0.39	-26,014	7,355	0.94
Small Specs	-1,660	-47,274	25,813	0.35	-9,003	10,076	0.46
Dealers	-974	-103,146	33,459	0.73	-19,946	33,459	0.29
Asset Managers	15,370	-17,718	77,096	0.74	-15,471	39,753	0.75
Non-Reportables	-1,660	-47,275	15,119	0.34	-9,003	10,076	0.46
Leveraged Money	-611	-21,182	81,932	0.17	-10,042	20,129	0.23
Other	-12,126	-31,818	15,558	0.19	-31,818	-9,563	0.93



Commitment of Traders

Data as of 2023-07-25, Options & Futures combined

VX - VIX



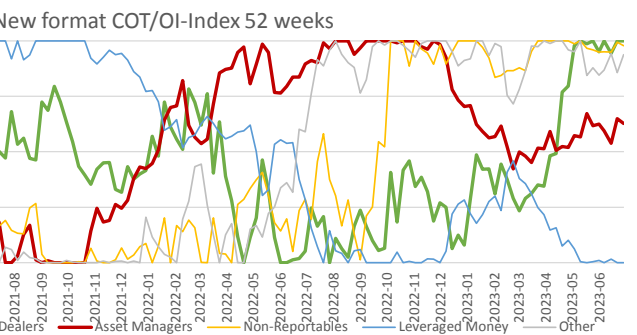
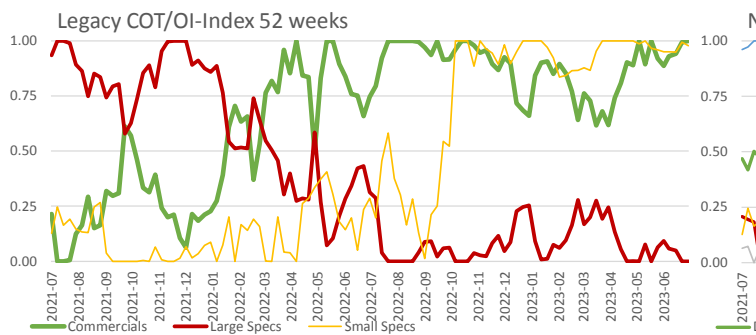
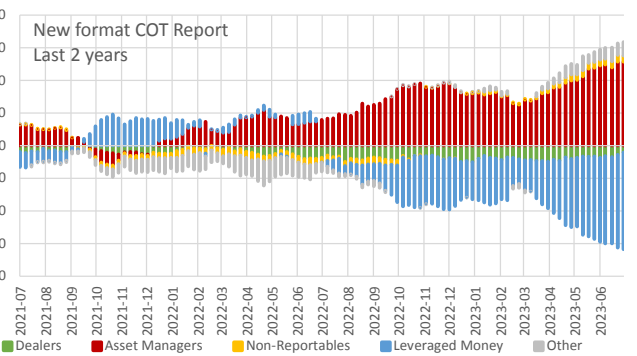
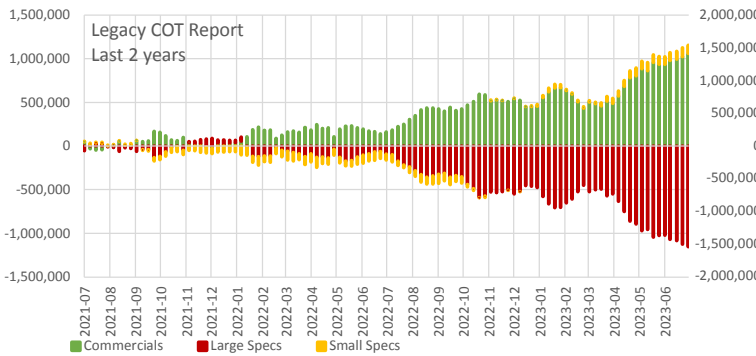
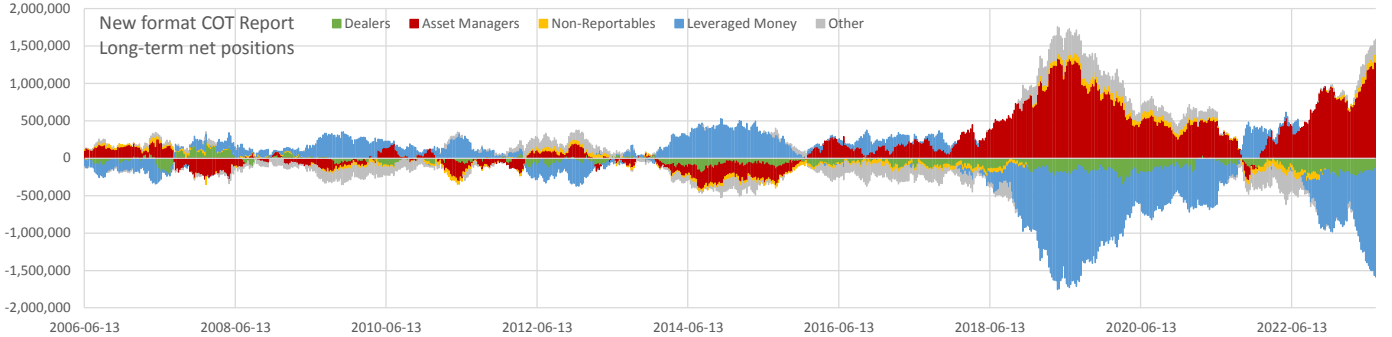
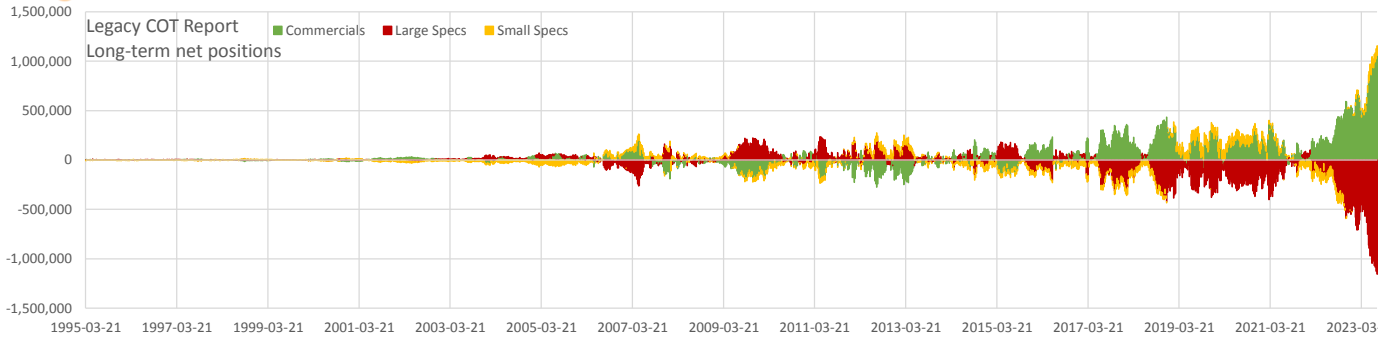
Net positions	Current	all time			2 years		
		min	max	Percentile	min	max	Percentile
Open Interest	397,695	5,732	704,831	0.75	257,123	455,331	0.93
Commercials	46,392	-91,563	227,456	0.53	33,891	109,530	0.04
Large Specs	-42,142	-218,362	92,913	0.46	-106,345	-26,748	0.94
Small Specs	-4,250	-42,998	11,497	0.32	-18,888	695	0.73
Dealers	28,807	-76,617	144,190	0.54	7,139	49,101	0.75
Asset Managers	15,382	-25,620	99,636	0.45	-13,524	71,255	0.28
Non-Reportables	-4,250	-42,998	11,497	0.36	-18,888	695	0.73
Leveraged Money	-39,428	-195,486	63,753	0.56	-85,094	-6,980	0.68
Other	-511	-38,950	33,621	0.28	-6,021	9,063	0.21



Commitment of Traders

Data as of 2023-07-25, Options & Futures combined

ZT - 2-year T-Note



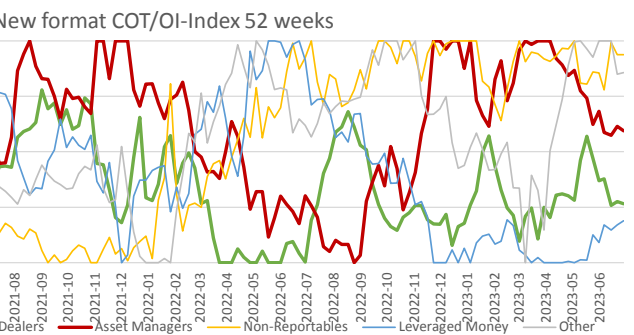
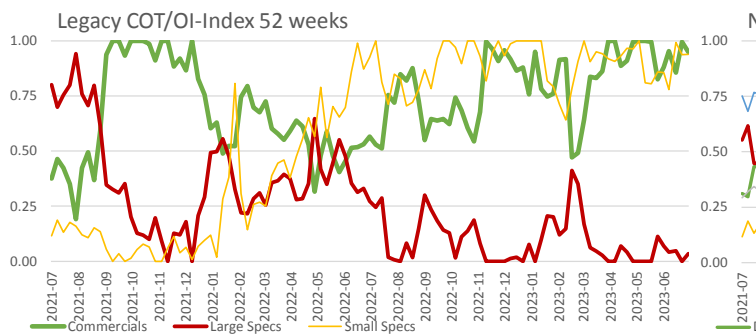
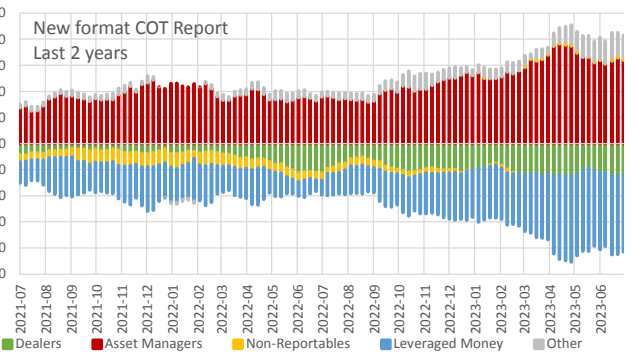
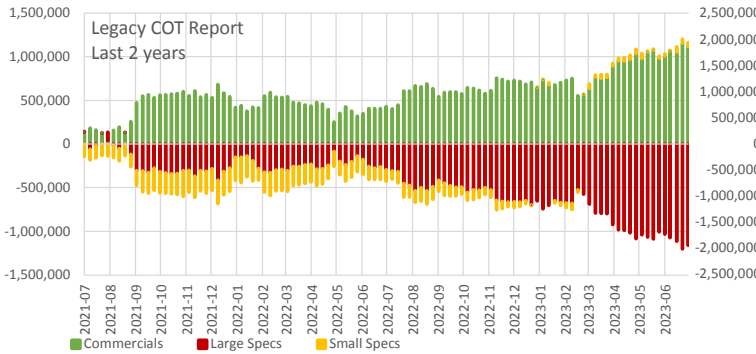
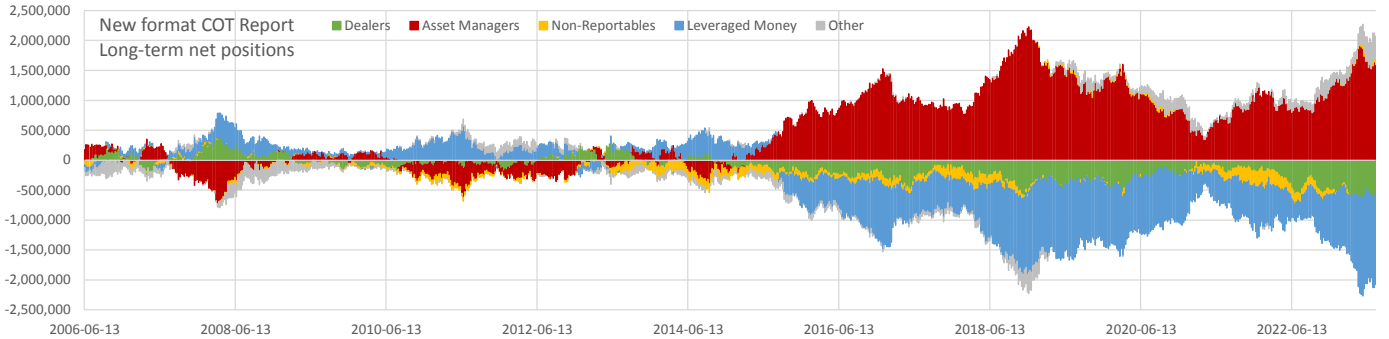
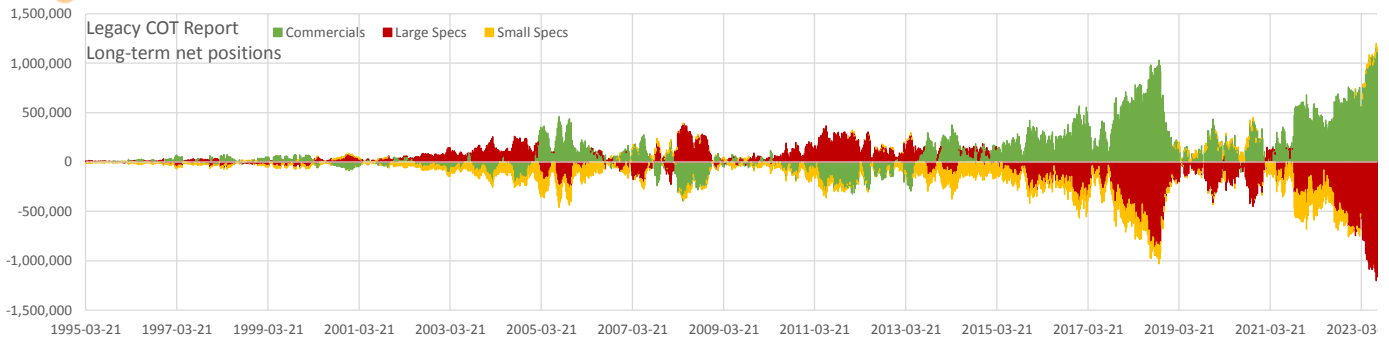
Net positions	Current	all time			2 years		
		min	max	Percentile	min	max	Percentile
Open Interest	3,665,744	15,488	4,423,693	0.97	1,776,513	3,726,473	0.96
Commercials	1,059,306	-274,854	1,059,306	1.00	-45,895	1,059,306	1.00
Large Specs	-1,155,339	-1,155,339	235,621	0.00	-1,155,339	86,786	0.00
Small Specs	96,033	-117,112	134,554	0.98	-117,112	101,971	0.99
Dealers	-102,386	-356,316	212,589	0.30	-253,396	-2,043	0.69
Asset Managers	1,281,631	-281,213	1,337,971	0.99	-182,554	1,285,099	0.99
Non-Reportables	96,033	-117,113	134,554	0.98	-117,113	101,971	0.99
Leveraged Money	-1,486,070	-1,554,165	528,531	0.00	-1,486,070	480,733	0.00
Other	210,793	-376,280	371,288	0.93	-376,280	219,171	0.98



Commitment of Traders

Data as of 2023-07-25, Options & Futures combined

ZF - 5-year T-Bill



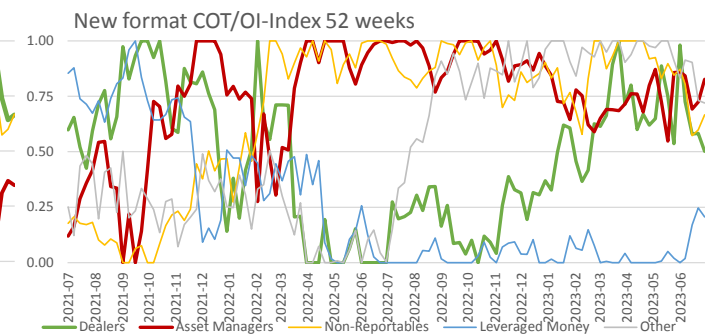
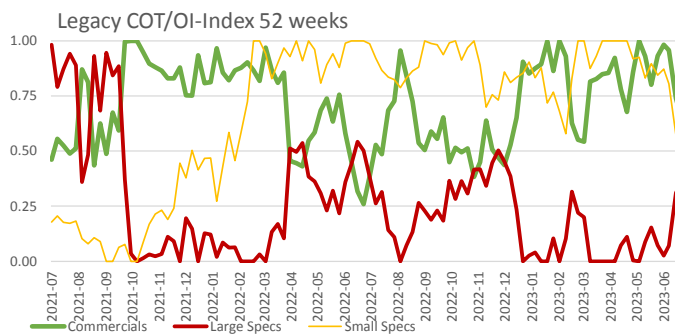
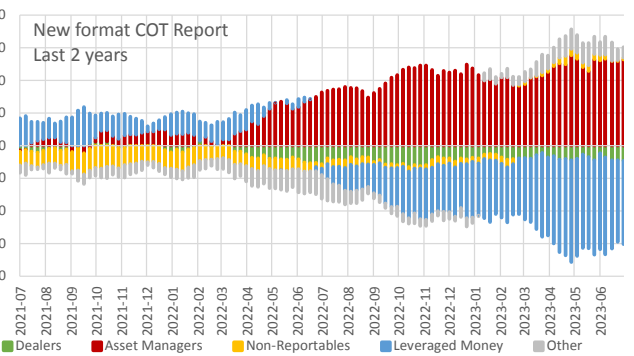
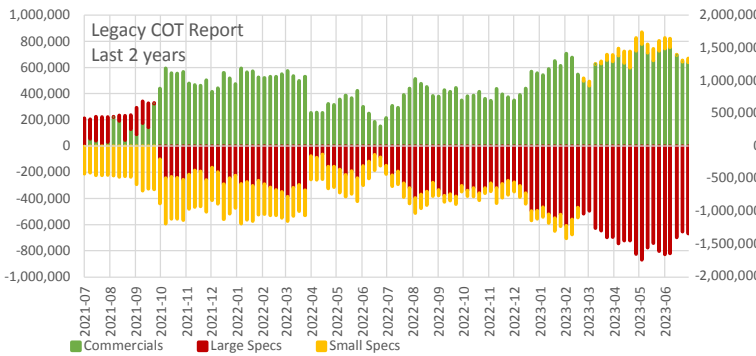
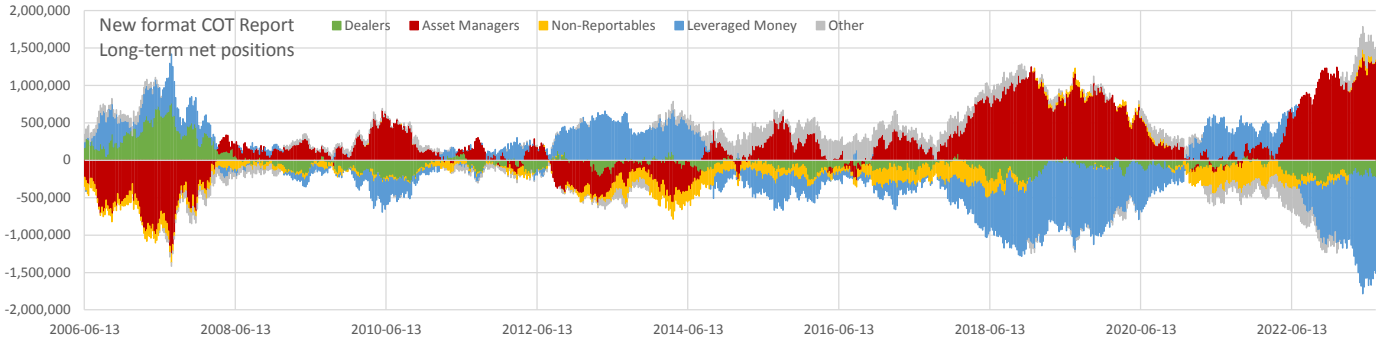
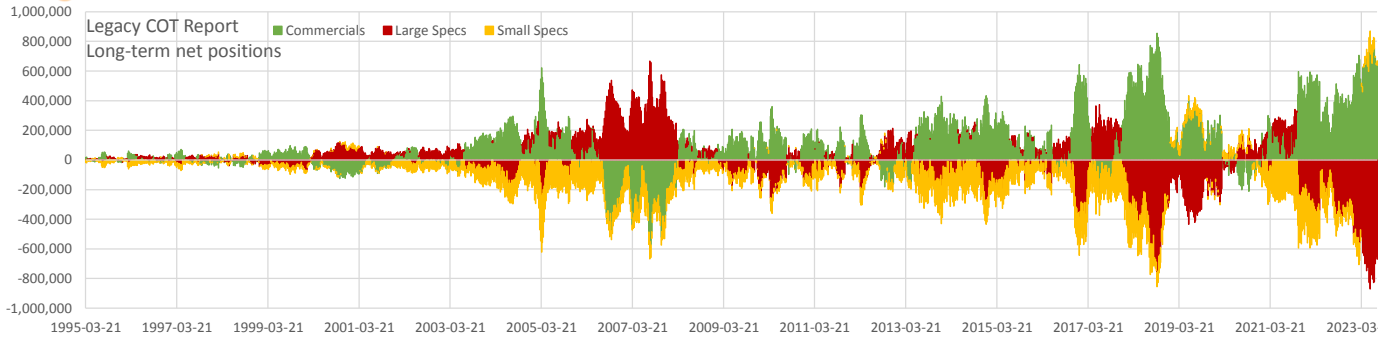
Net positions	Current	all time			2 years		
		min	max	Percentile	min	max	Percentile
Open Interest	5,595,127	166,229	5,679,774	0.99	3,564,070	5,679,774	0.97
Commercials	1,113,930	-395,329	1,154,154	0.99	35,059	1,154,154	0.99
Large Specs	-1,161,573	-1,202,268	387,383	0.00	-1,202,268	102,539	0.00
Small Specs	47,643	-298,400	69,412	0.98	-298,400	62,110	0.94
Dealers	-600,723	-621,417	376,426	0.00	-621,417	-86,242	0.07
Asset Managers	1,595,600	-721,331	2,226,145	0.95	620,615	1,912,427	0.89
Non-Reportables	47,643	-298,399	69,413	0.97	-298,399	62,109	0.94
Leveraged Money	-1,472,694	-1,648,543	571,748	0.01	-1,648,543	-224,676	0.09
Other	430,174	-352,817	488,162	0.99	-47,356	488,162	0.97



Commitment of Traders

Data as of 2023-07-25, Options & Futures combined

ZN - 10-year T-Bill



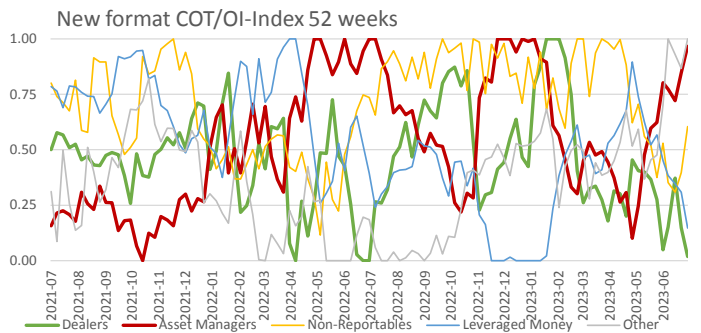
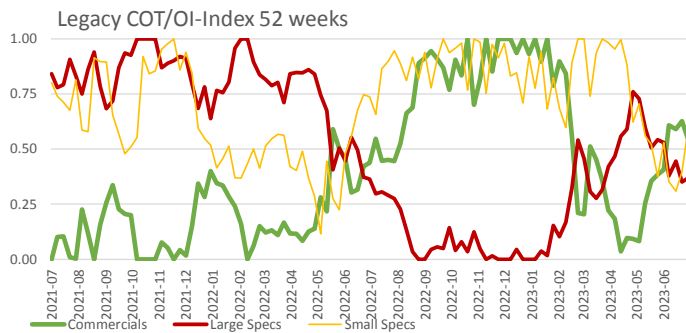
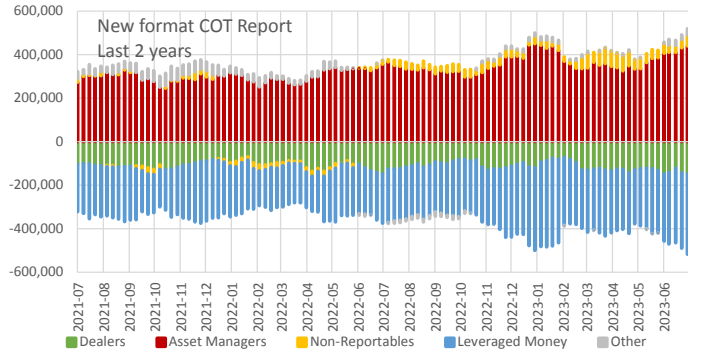
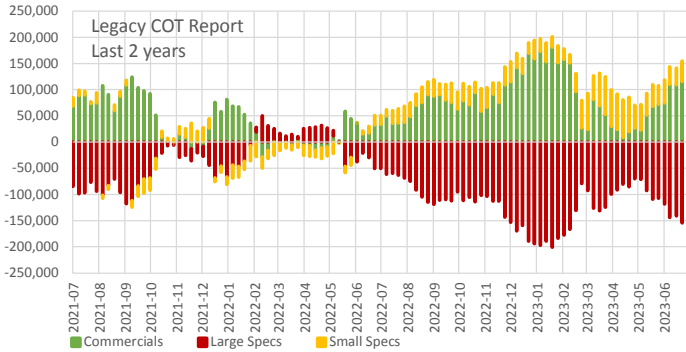
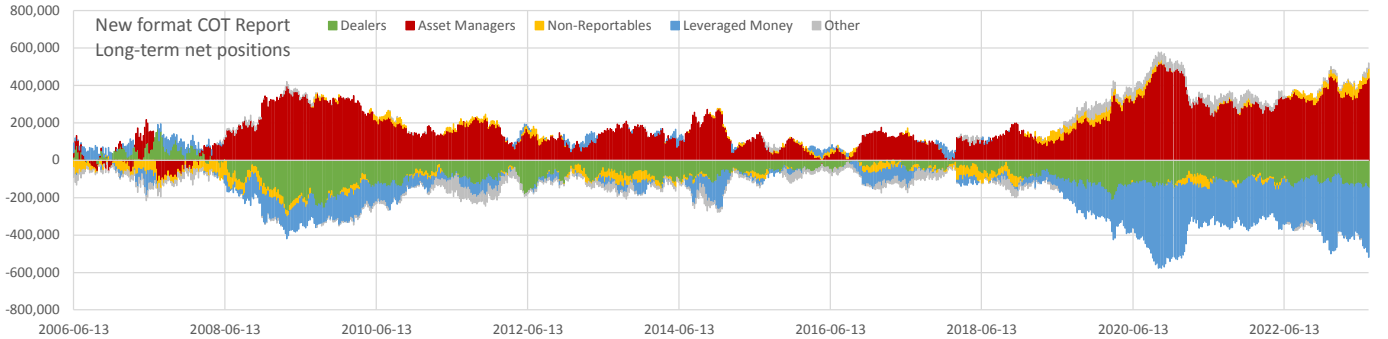
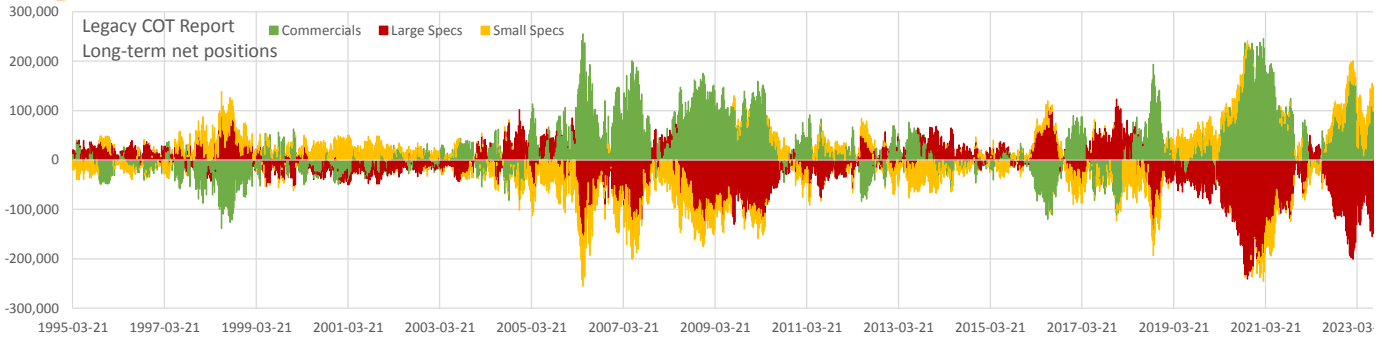
Net positions	Current	all time			2 years		
		min	max	Percentile	min	max	Percentile
Open Interest	5,261,258	336,278	5,736,552	0.98	4,028,201	5,719,771	0.91
Commercials	638,424	-572,683	854,395	0.97	-1,092	776,223	0.85
Large Specs	-668,749	-870,838	668,018	0.01	-870,838	211,646	0.12
Small Specs	30,324	-391,067	125,933	0.95	-351,692	125,933	0.87
Dealers	-234,071	-339,062	762,342	0.05	-326,442	70,643	0.13
Asset Managers	1,318,129	-1,248,741	1,381,530	0.99	-102,610	1,381,530	0.96
Non-Reportables	30,324	-351,693	125,934	0.92	-351,693	125,934	0.87
Leveraged Money	-1,275,752	-1,561,966	662,250	0.01	-1,561,966	590,998	0.11
Other	161,370	-368,171	344,061	0.82	-368,171	344,061	0.85



Commitment of Traders

Data as of 2023-07-25, Options & Futures combined

ZB - 30-year T-Bond



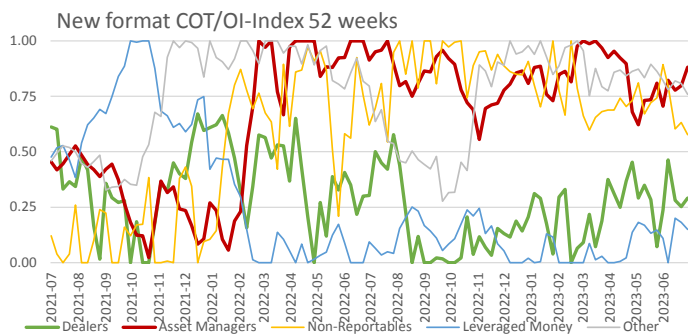
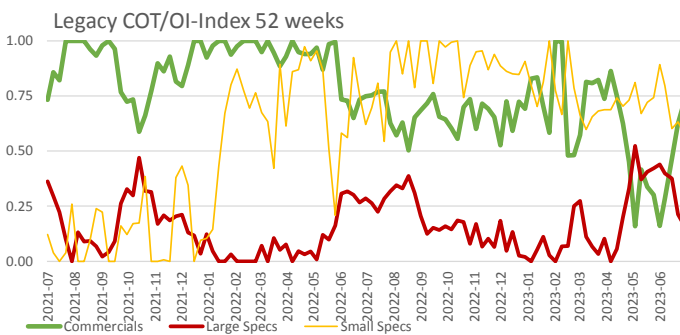
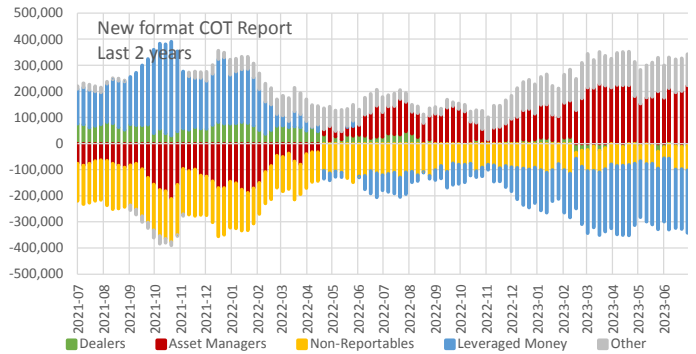
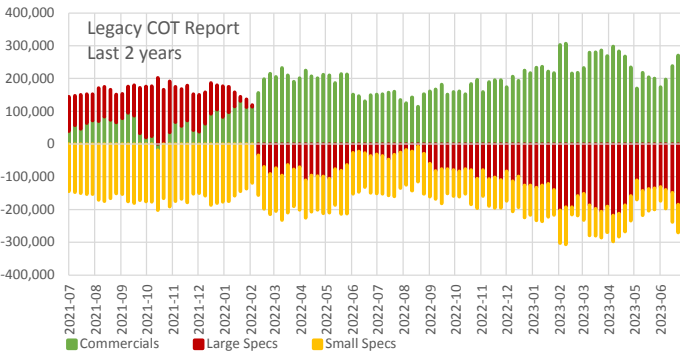
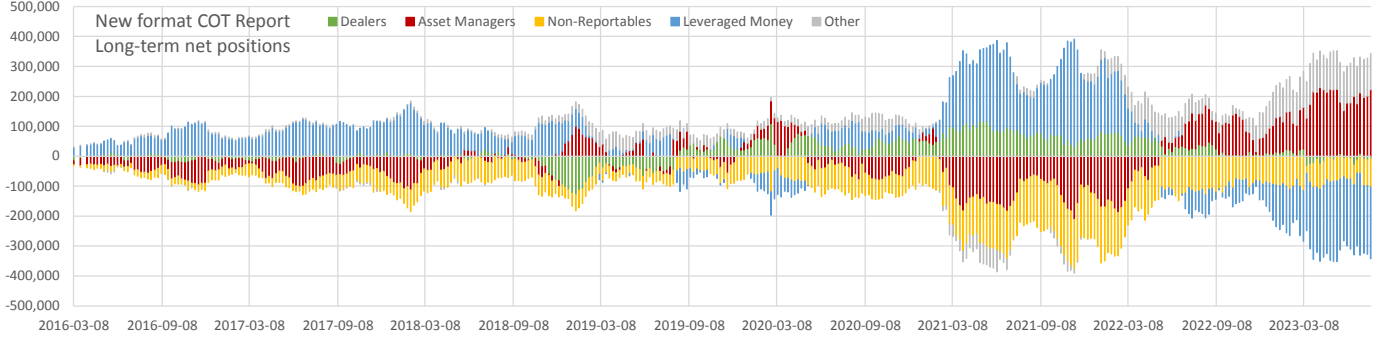
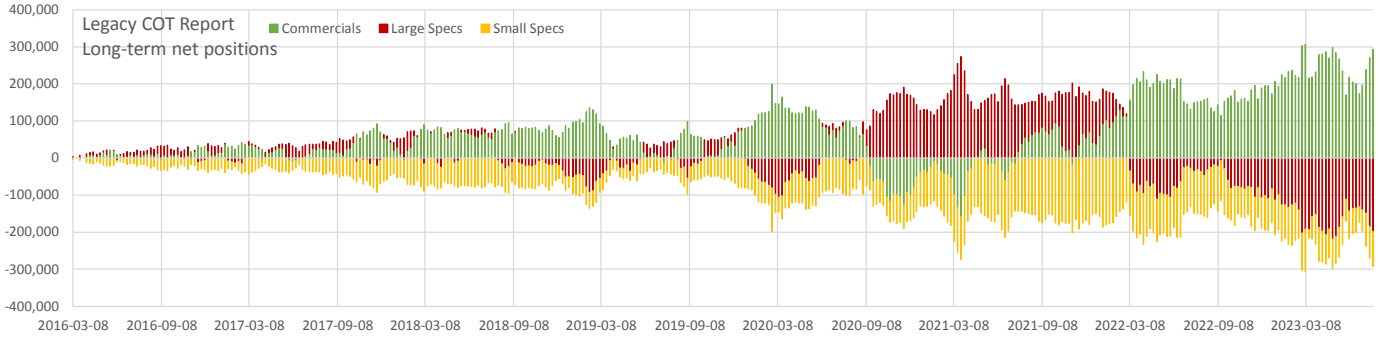
Net positions	Current	all time			2 years		
		min	max	Percentile	min	max	Percentile
Open Interest	1,337,056	437,042	1,749,498	0.92	1,233,006	1,505,447	0.43
Commercials	98,642	-138,851	255,085	0.85	-27,948	180,721	0.81
Large Specs	-148,836	-241,003	122,839	0.02	-200,762	49,853	0.11
Small Specs	50,195	-92,110	72,290	0.98	-29,059	72,290	0.92
Dealers	-148,405	-273,842	166,841	0.08	-148,405	-69,162	0.00
Asset Managers	439,558	-111,304	519,315	0.96	244,663	449,144	0.97
Non-Reportables	50,196	-87,256	72,289	0.98	-29,060	72,289	0.92
Leveraged Money	-370,335	-447,314	84,957	0.03	-403,736	-159,361	0.04
Other	28,988	-97,812	70,311	0.87	-19,344	62,941	0.70



Commitment of Traders

Data as of 2023-07-25, Options & Futures combined

TN - Ultra 10y



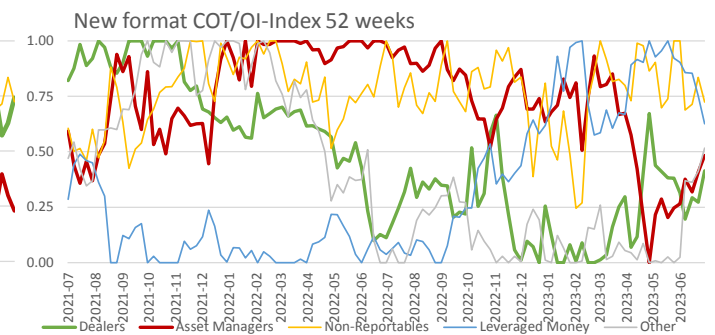
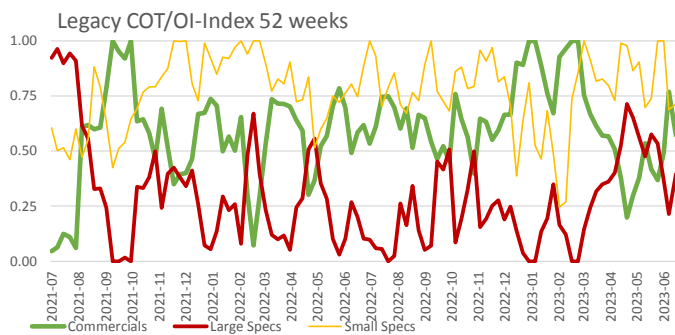
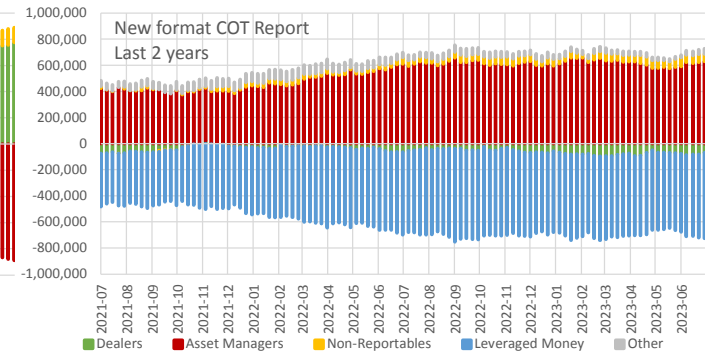
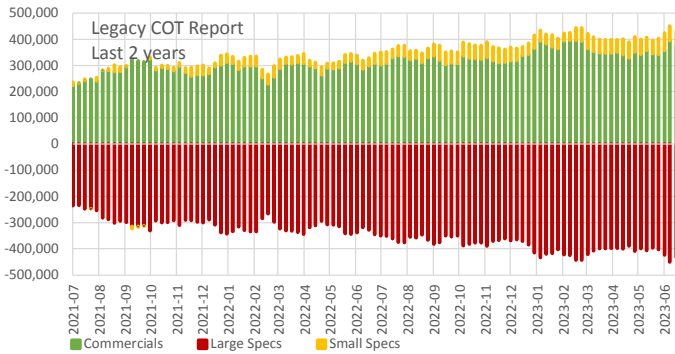
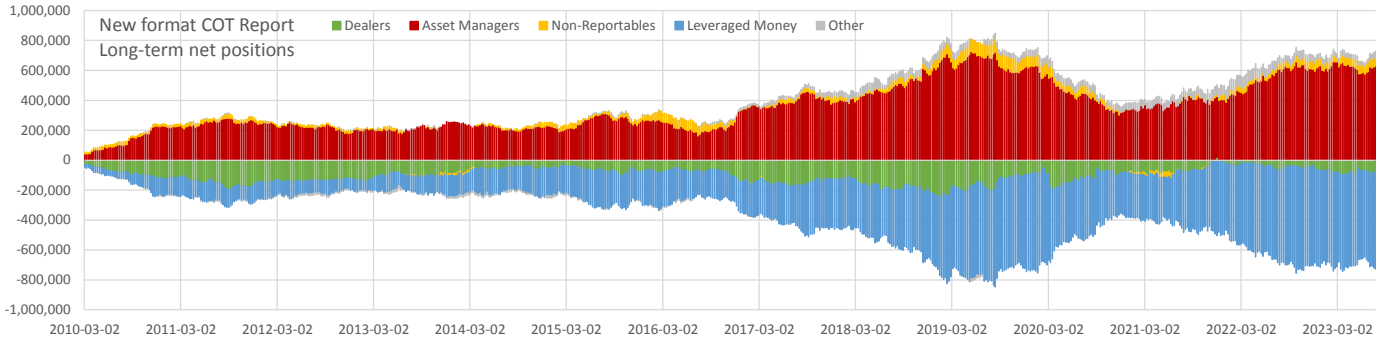
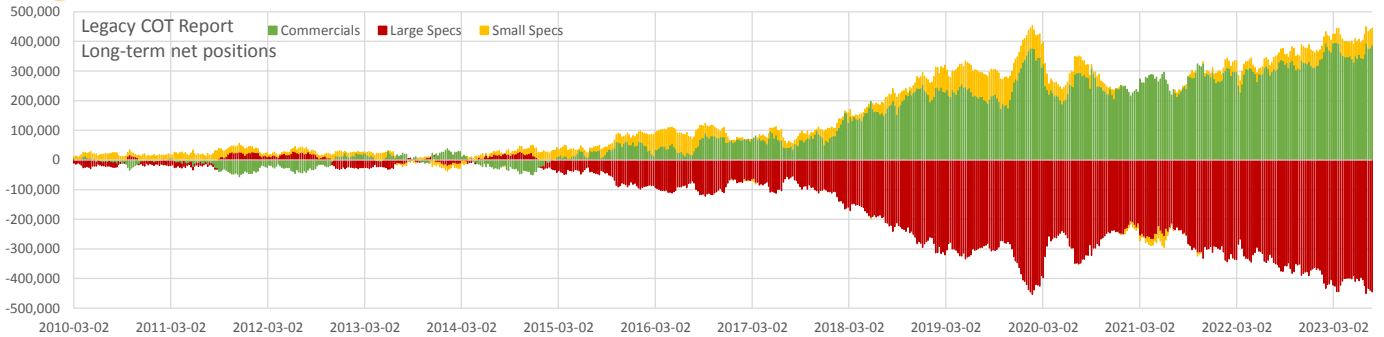
Net positions	Current	all time			2 years		
		min	max	Percentile	min	max	Percentile
Open Interest	1,753,521	95,518	1,753,521	1.00	1,163,790	1,753,521	1.00
Commercials	292,582	-157,847	307,000	0.99	-18,901	307,000	0.97
Large Specs	-197,962	-218,288	273,629	0.01	-218,288	202,050	0.03
Small Specs	-94,620	-191,994	-3,486	0.26	-191,994	-23,561	0.68
Dealers	-7,794	-128,624	117,436	0.25	-33,308	82,296	0.11
Asset Managers	222,340	-210,730	227,915	0.99	-210,730	227,915	0.97
Non-Reportables	-94,620	-191,994	-3,486	0.26	-191,994	-23,561	0.68
Leveraged Money	-240,453	-273,179	360,364	0.01	-273,179	360,364	0.06
Other	120,527	-73,954	136,757	0.96	-30,507	136,757	0.85



Commitment of Traders

Data as of 2023-07-25, Options & Futures combined

UB - Ultra T-Bond



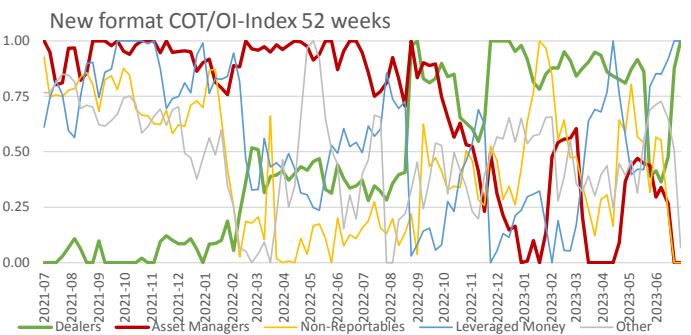
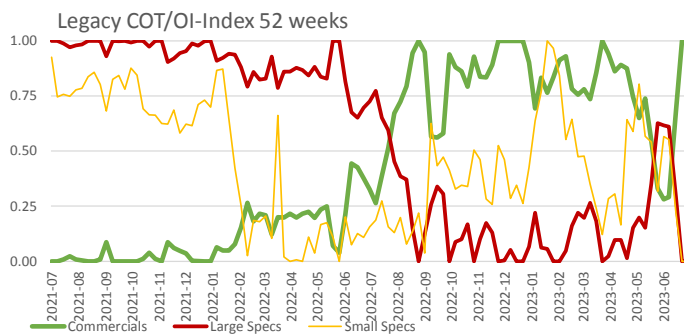
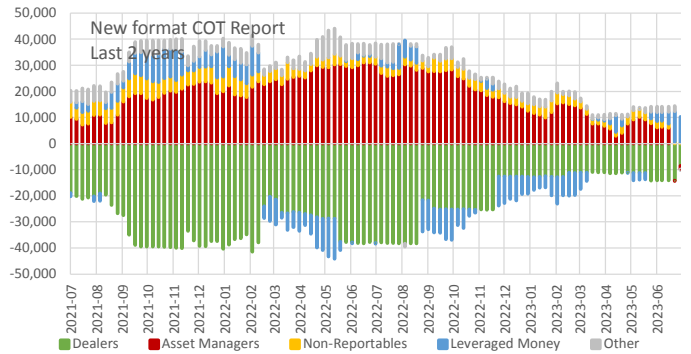
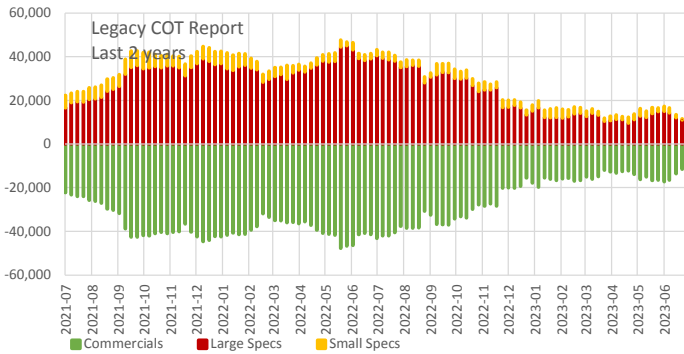
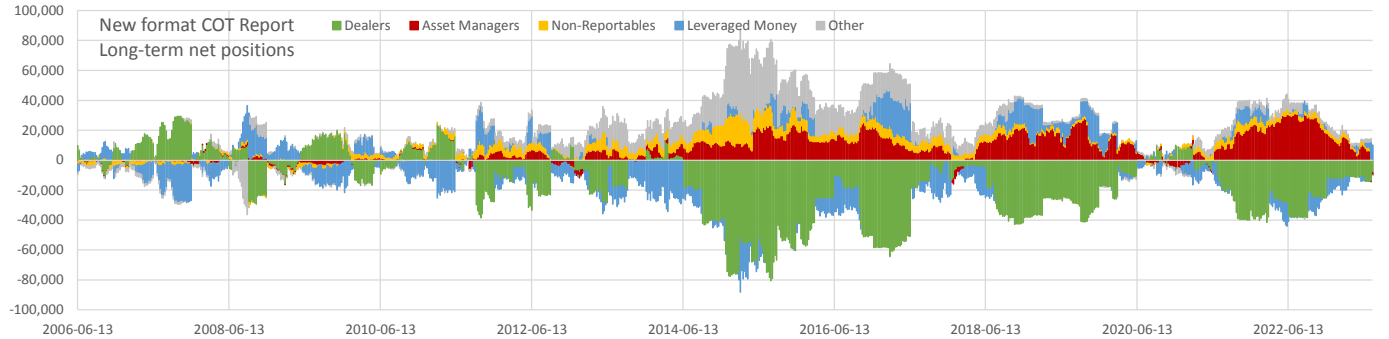
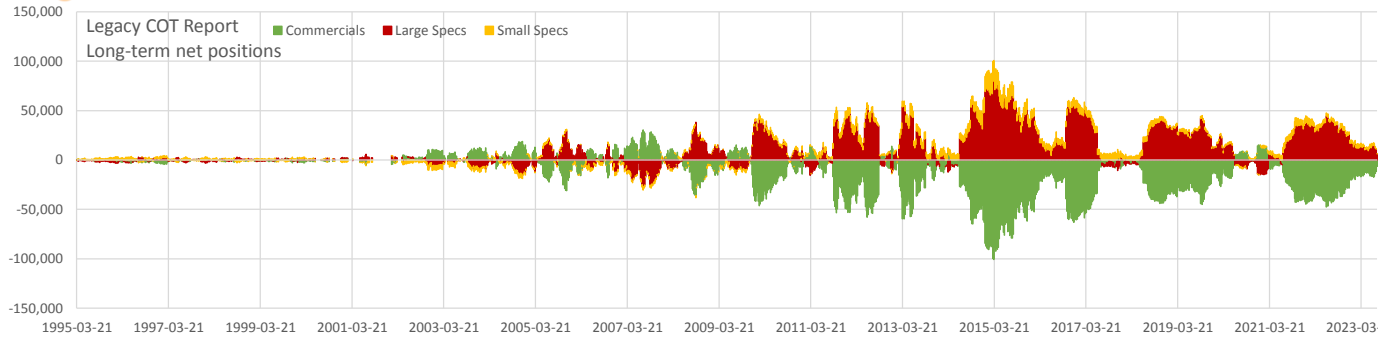
Net positions	Current	all time			2 years		
		min	max	Percentile	min	max	Percentile
Open Interest	1,506,963	73,887	1,557,467	0.99	1,213,243	1,557,467	0.95
Commercials	387,599	-55,703	395,897	0.99	223,420	395,897	0.94
Large Specs	-444,625	-453,848	28,763	0.00	-450,572	-235,054	0.00
Small Specs	57,026	-39,317	100,210	0.86	-10,535	66,534	0.90
Dealers	-69,909	-246,766	19,339	0.68	-96,822	19,339	0.25
Asset Managers	629,000	39,660	723,014	0.93	374,107	657,616	0.86
Non-Reportables	57,026	-39,318	100,211	0.86	-10,535	66,533	0.90
Leveraged Money	-657,491	-716,346	-19,879	0.01	-716,346	-384,530	0.10
Other	41,374	-21,116	78,646	0.76	19,660	78,646	0.33



Commitment of Traders

Data as of 2023-07-25, Options & Futures combined

DX - US Dollar Index



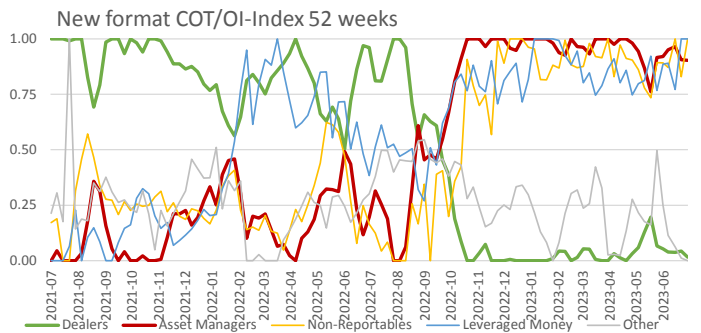
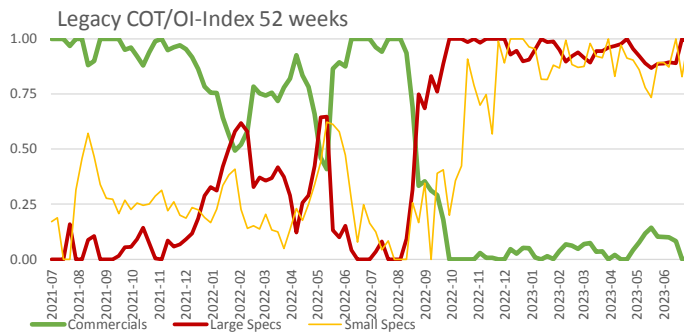
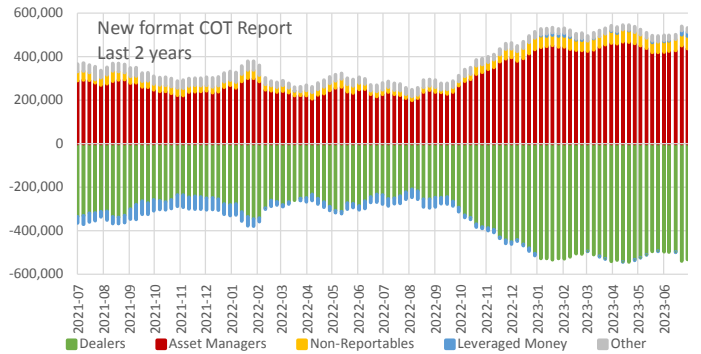
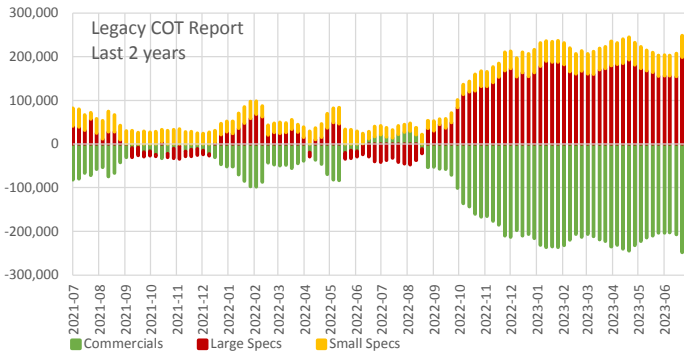
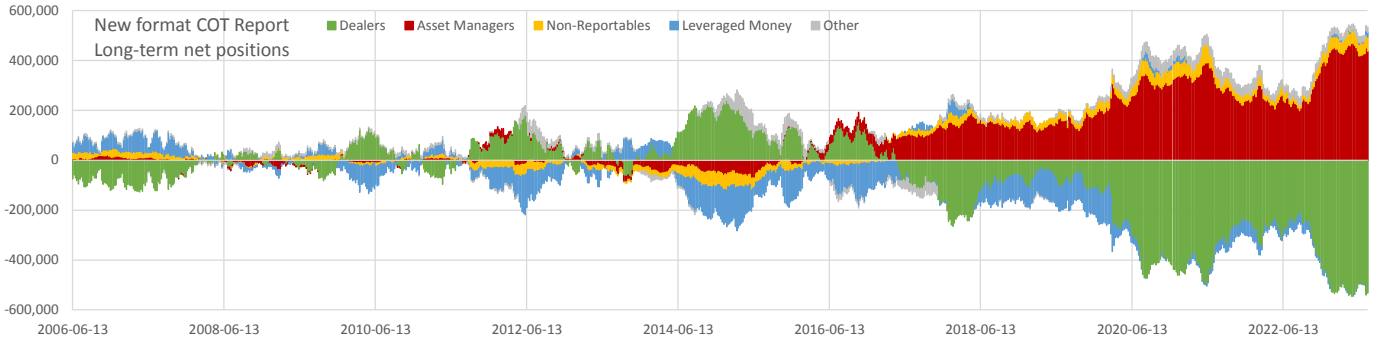
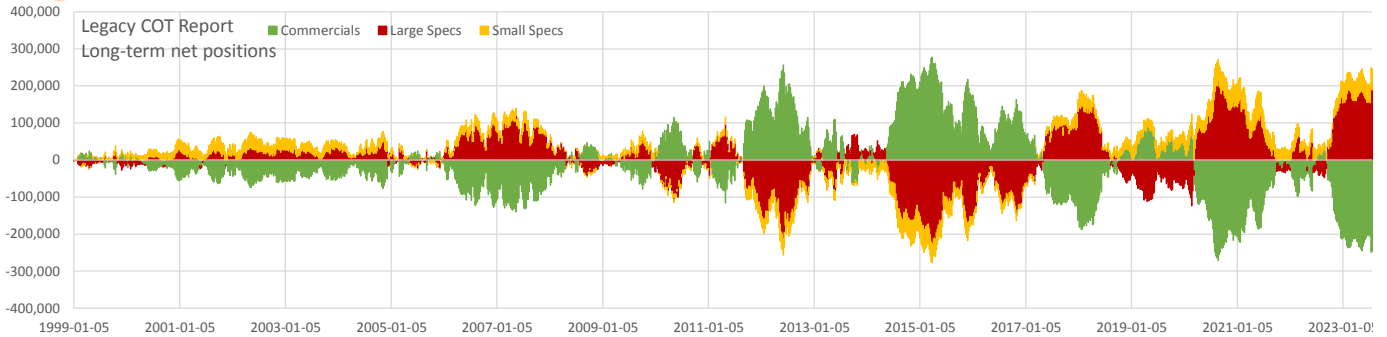
Net positions	Current	all time			2 years		
		min	max	Percentile	min	max	Percentile
Open Interest	34,555	3,990	148,866	0.47	26,646	65,292	0.17
Commercials	-6,328	-100,848	30,546	0.44	-47,727	-6,328	1.00
Large Specs	6,030	-27,952	81,210	0.57	6,030	44,971	0.00
Small Specs	298	-5,259	21,172	0.32	298	7,642	0.00
Dealers	-8,462	-80,469	29,483	0.54	-41,492	-8,462	1.00
Asset Managers	-1,345	-6,150	30,966	0.11	-1,345	30,966	0.00
Non-Reportables	298	-3,781	21,172	0.20	298	7,642	0.00
Leveraged Money	9,929	-35,933	29,752	0.83	-15,464	11,877	0.91
Other	-420	-36,471	55,541	0.16	-1,311	10,359	0.00



Commitment of Traders

Data as of 2023-07-25, Options & Futures combined

6E - EUR/USD



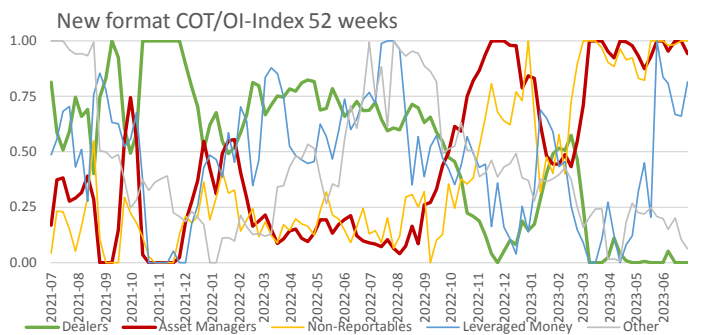
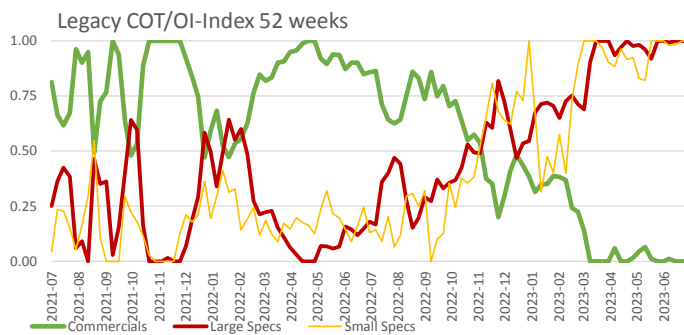
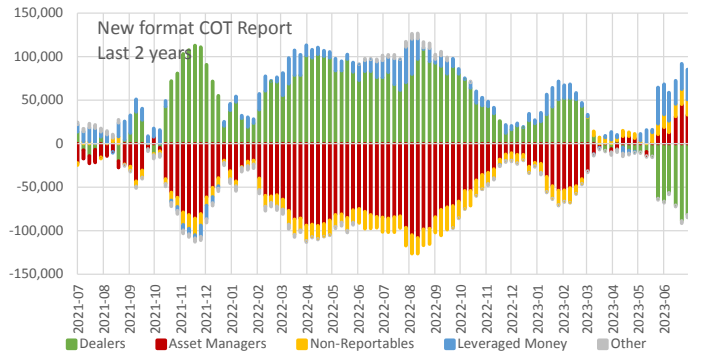
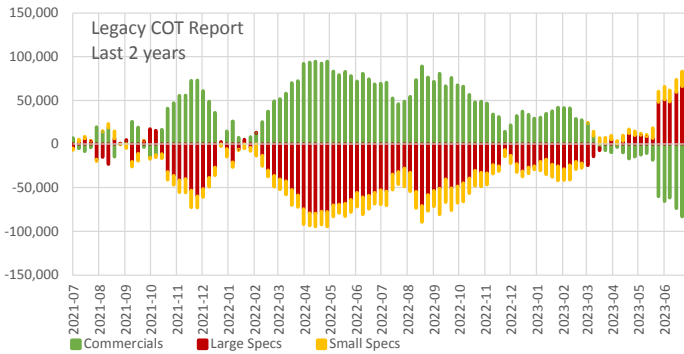
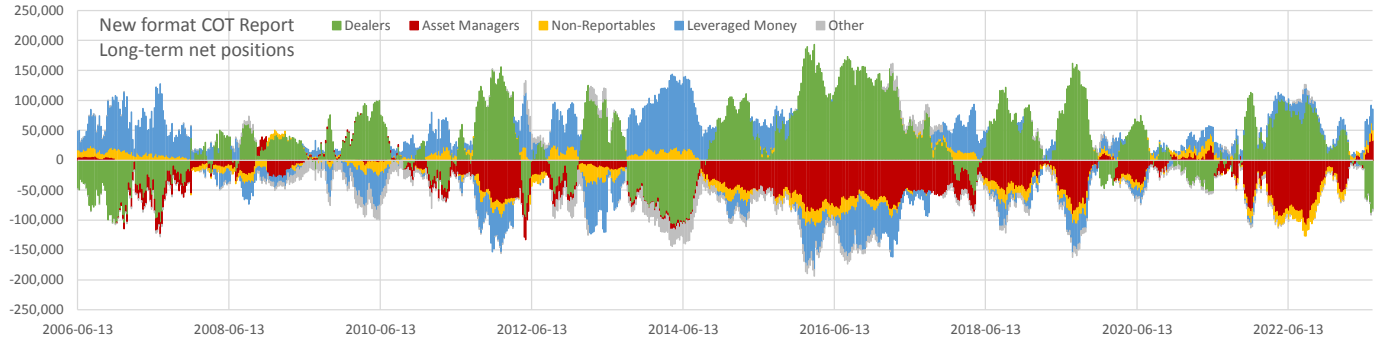
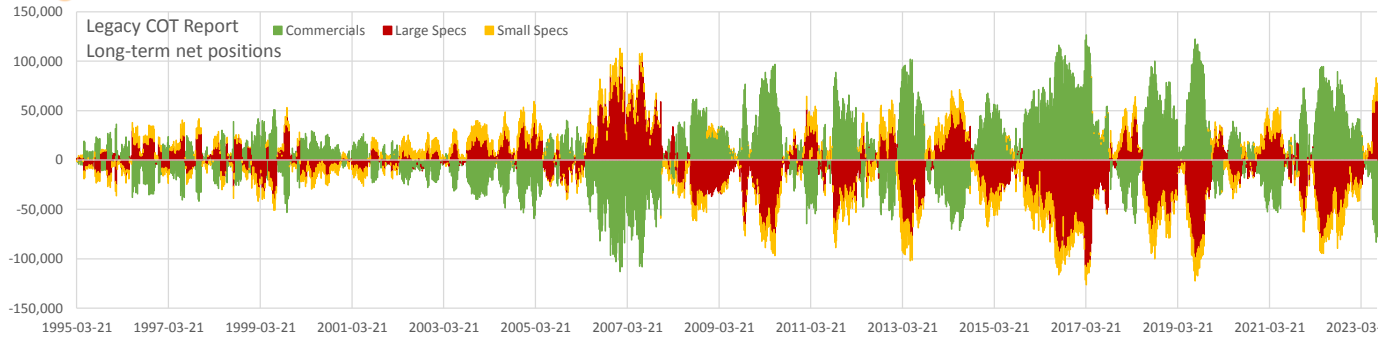
Net positions	Current	all time			2 years		
		min	max	Percentile	min	max	Percentile
Open Interest	883,124	2,109	927,384	0.98	692,667	927,384	0.82
Commercials	-246,490	-270,986	276,880	0.00	-248,758	29,673	0.00
Large Specs	189,082	-225,776	212,535	0.99	-47,358	198,934	0.97
Small Specs	57,408	-62,829	76,414	0.98	12,019	57,408	1.00
Dealers	-532,567	-545,348	239,170	0.00	-545,348	-209,652	0.06
Asset Managers	436,318	-72,280	467,313	0.98	197,895	467,313	0.85
Non-Reportables	57,408	-62,829	76,414	0.97	12,019	57,408	1.00
Leveraged Money	18,846	-175,046	91,058	0.80	-69,196	18,846	1.00
Other	19,996	-54,766	96,248	0.69	17,903	60,655	0.00



Commitment of Traders

Data as of 2023-07-25, Options & Futures combined

6B - GBP/USD



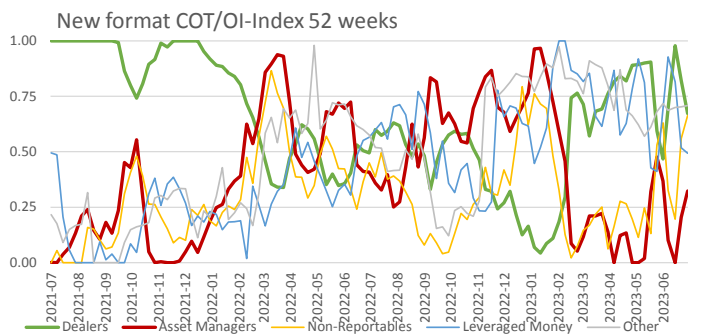
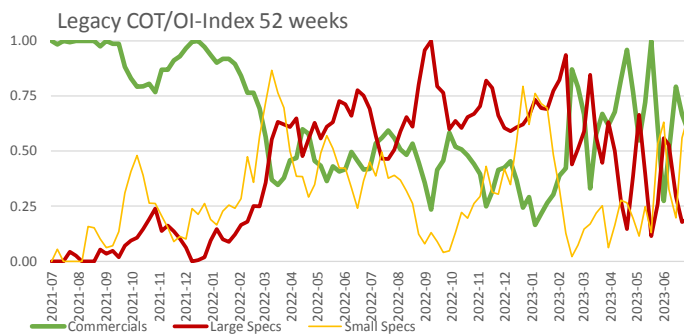
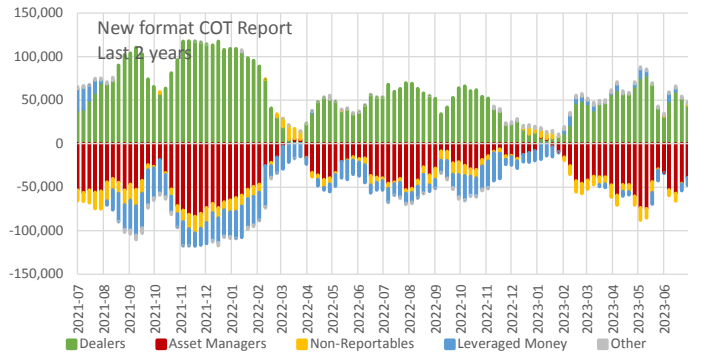
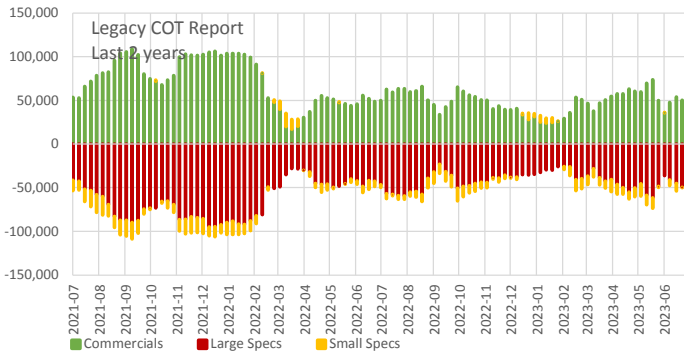
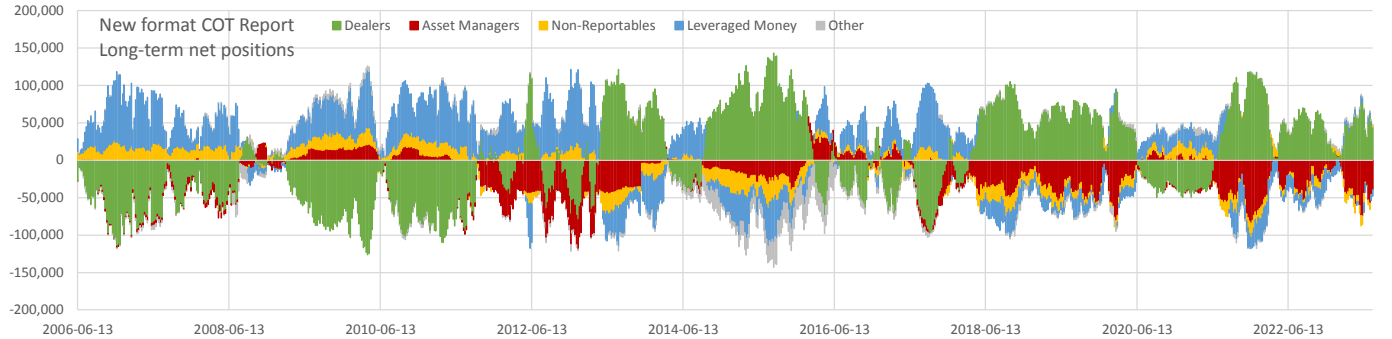
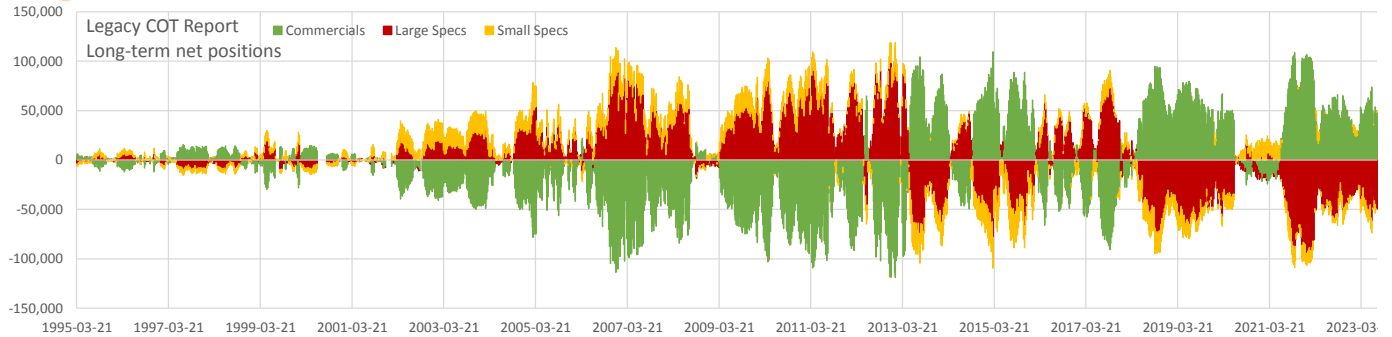
Net positions	Current	all time			2 years		
		min	max	Percentile	min	max	Percentile
Open Interest	281,265	20,215	337,622	0.94	159,274	331,393	0.80
Commercials	-77,617	-112,894	126,471	0.01	-83,305	94,652	0.00
Large Specs	59,945	-113,271	99,809	0.98	-79,646	66,045	0.99
Small Specs	17,673	-35,011	25,481	0.96	-29,862	17,673	1.00
Dealers	-81,930	-110,552	193,455	0.04	-88,581	112,992	0.00
Asset Managers	32,930	-108,135	45,101	0.99	-108,135	45,101	0.99
Non-Reportables	17,672	-35,011	25,481	0.94	-29,862	17,672	1.00
Leveraged Money	34,619	-87,376	125,546	0.78	-15,633	42,120	0.95
Other	-3,291	-35,288	25,385	0.56	-5,723	6,753	0.26



Commitment of Traders

Data as of 2023-07-25, Options & Futures combined

6A - AUD/USD



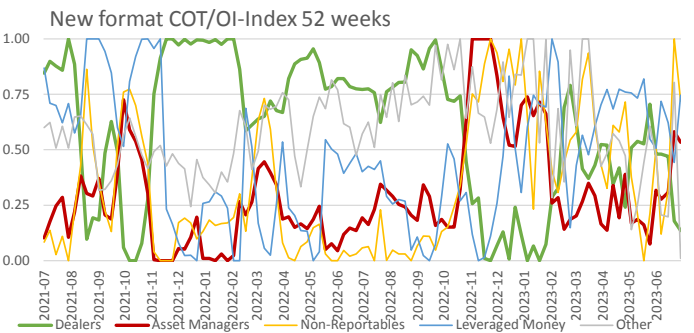
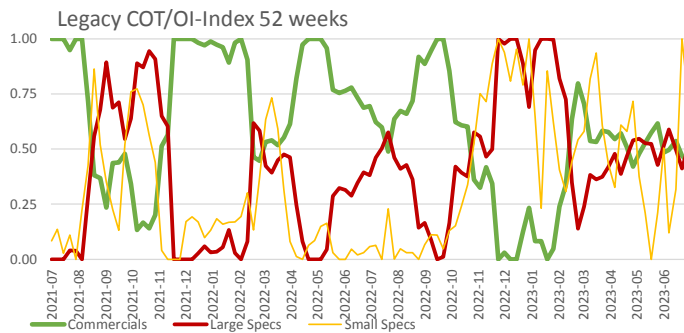
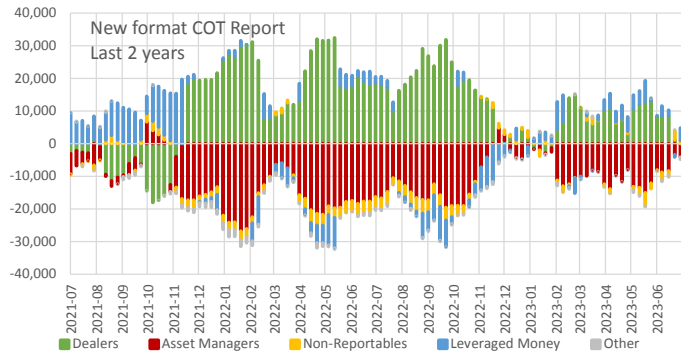
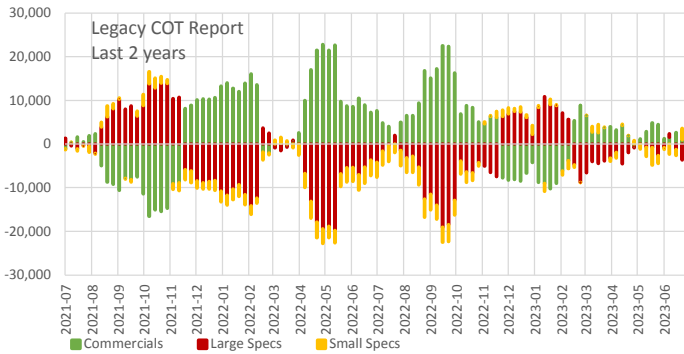
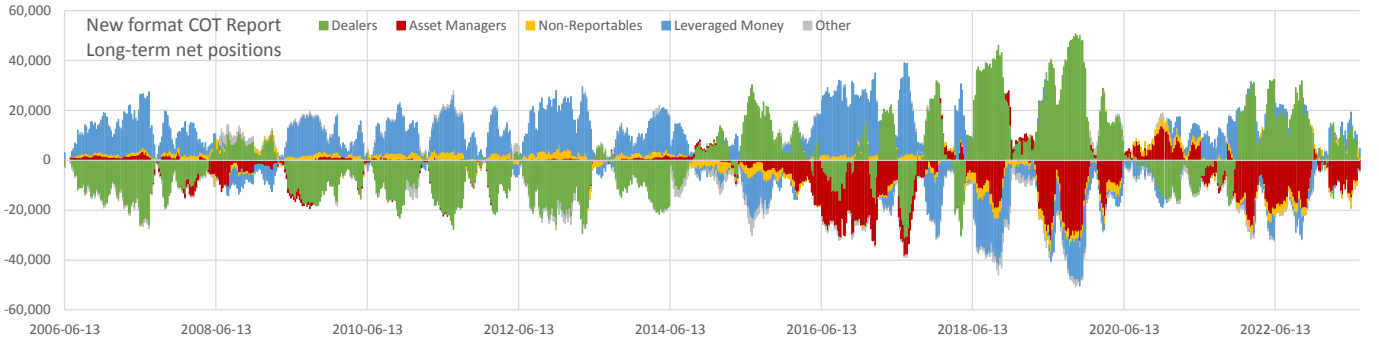
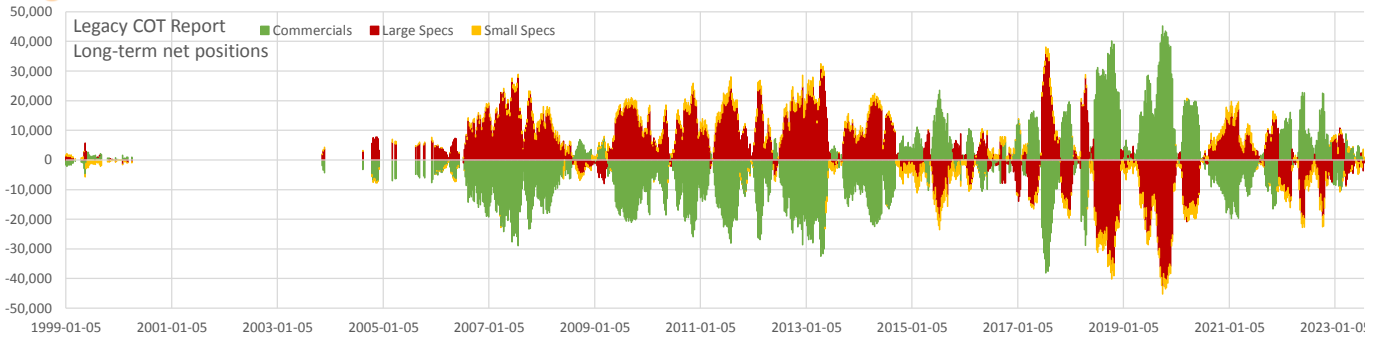
Net positions	Current	all time			2 years		
		min	max	Percentile	min	max	Percentile
Open Interest	162,502	4,386	270,535	0.81	135,024	225,111	0.26
Commercials	47,885	-118,940	109,441	0.83	16,913	108,834	0.31
Large Specs	-49,494	-94,816	104,085	0.08	-94,816	-23,002	0.43
Small Specs	1,608	-32,637	26,569	0.46	-21,565	15,333	0.89
Dealers	44,309	-126,113	143,023	0.68	2,804	117,971	0.32
Asset Managers	-39,277	-83,739	31,945	0.18	-83,739	2,741	0.49
Non-Reportables	1,608	-32,637	26,569	0.48	-21,565	15,333	0.89
Leveraged Money	-8,662	-63,973	101,203	0.31	-46,907	25,149	0.67
Other	2,022	-35,858	10,136	0.80	-5,975	4,338	0.73



Commitment of Traders

Data as of 2023-07-25, Options & Futures combined

6N - NZD/USD



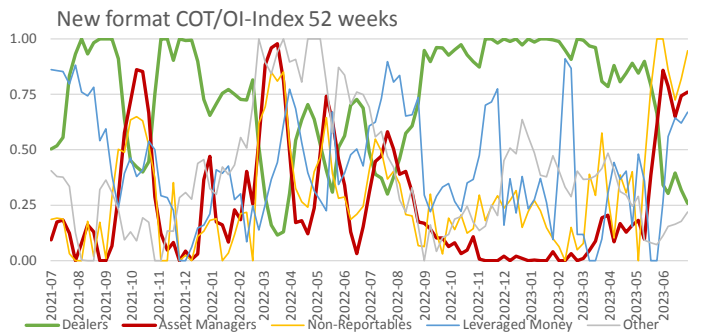
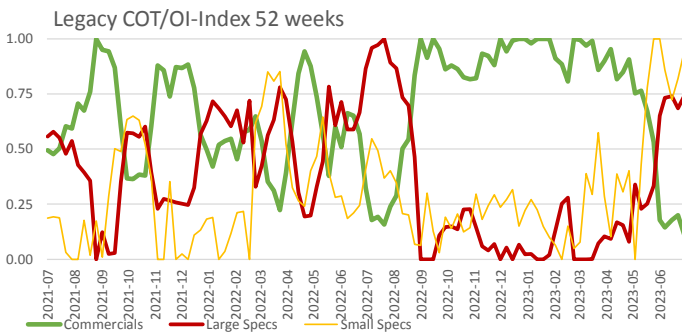
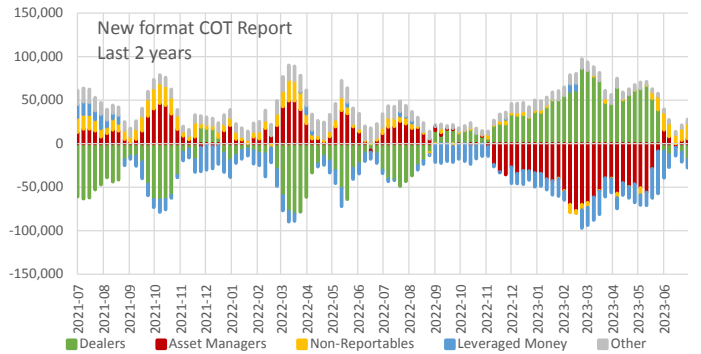
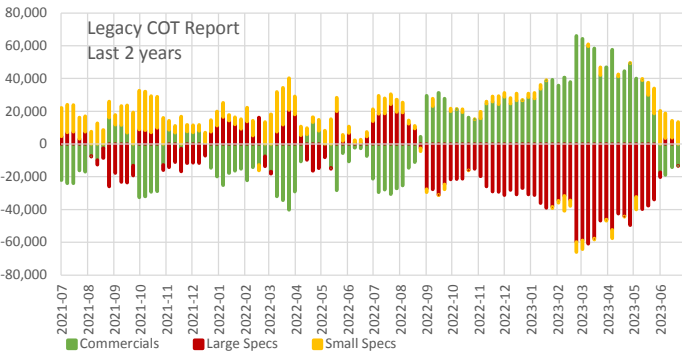
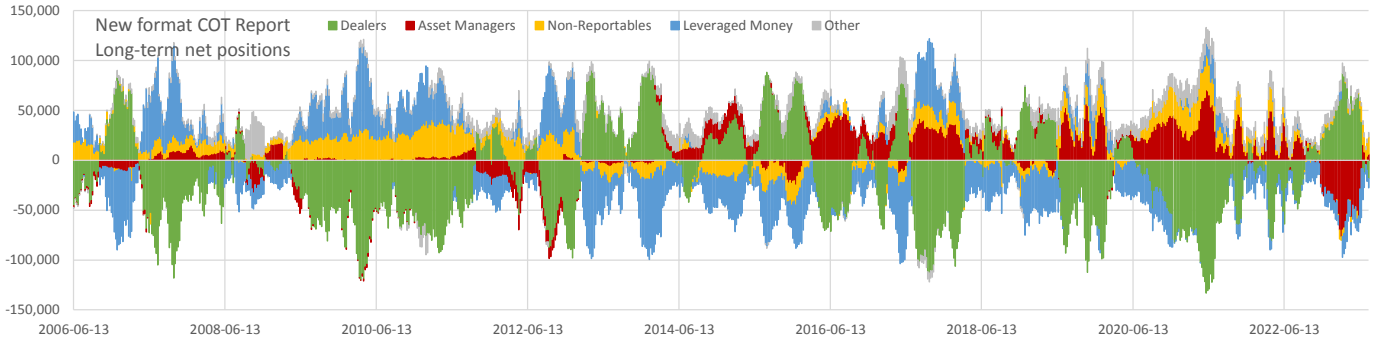
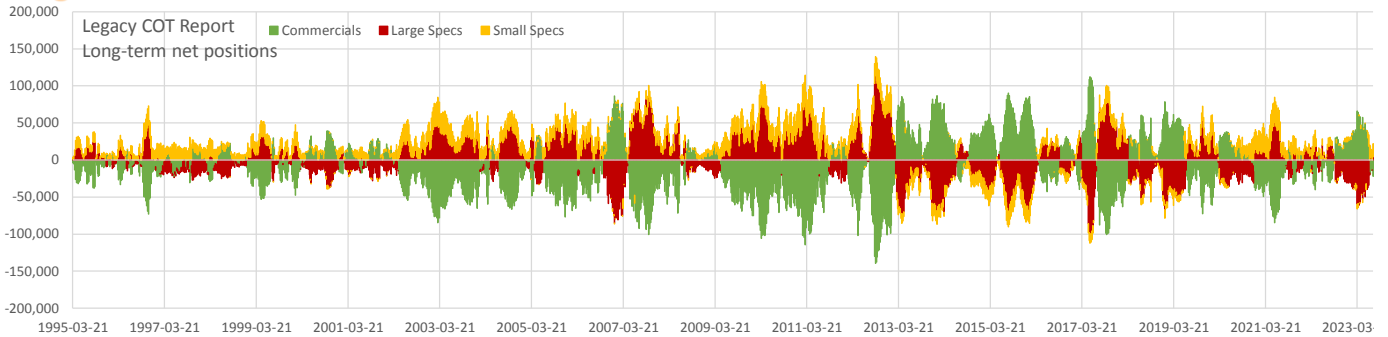
Net positions	Current	all time			2 years		
		min	max	Percentile	min	max	Percentile
Open Interest	36,825	1,247	79,952	0.64	28,455	64,109	0.25
Commercials	32	-38,120	45,265	0.62	-16,557	22,819	0.30
Large Specs	-949	-42,544	35,981	0.29	-19,771	13,955	0.57
Small Specs	917	-4,918	5,868	0.57	-4,202	2,771	0.81
Dealers	18	-31,738	50,681	0.54	-18,114	32,401	0.23
Asset Managers	-4,102	-32,452	13,679	0.33	-26,830	6,599	0.75
Non-Reportables	917	-4,918	5,868	0.53	-4,202	2,771	0.81
Leveraged Money	3,881	-27,938	36,906	0.48	-11,270	19,729	0.67
Other	-714	-6,527	3,686	0.33	-2,078	491	0.25



Commitment of Traders

Data as of 2023-07-25, Options & Futures combined

6C - CAD/USD



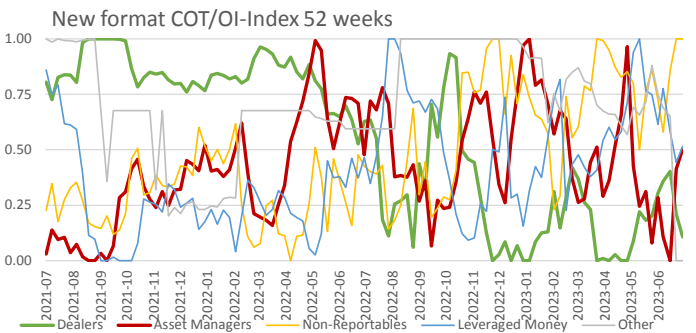
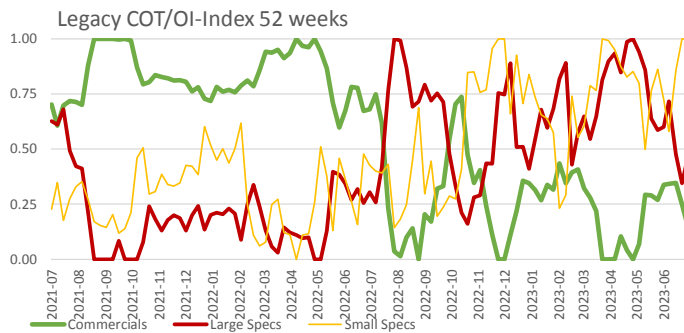
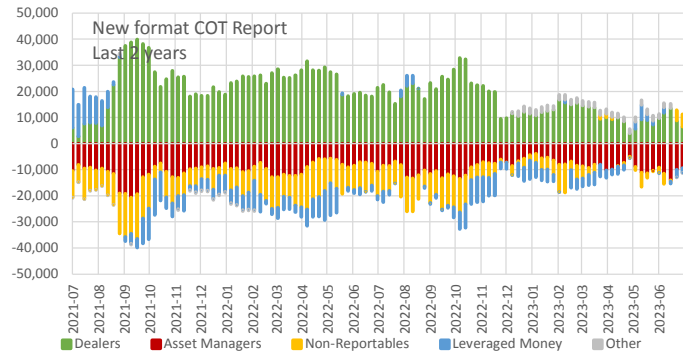
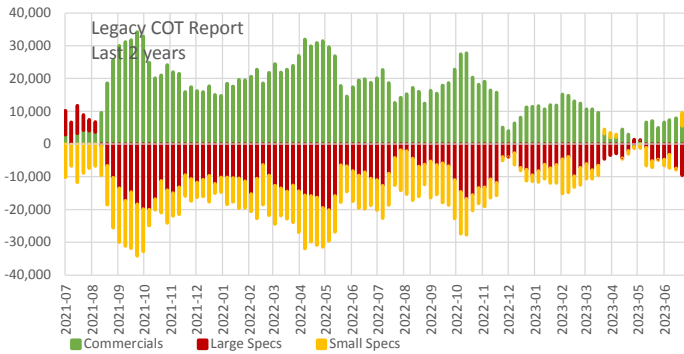
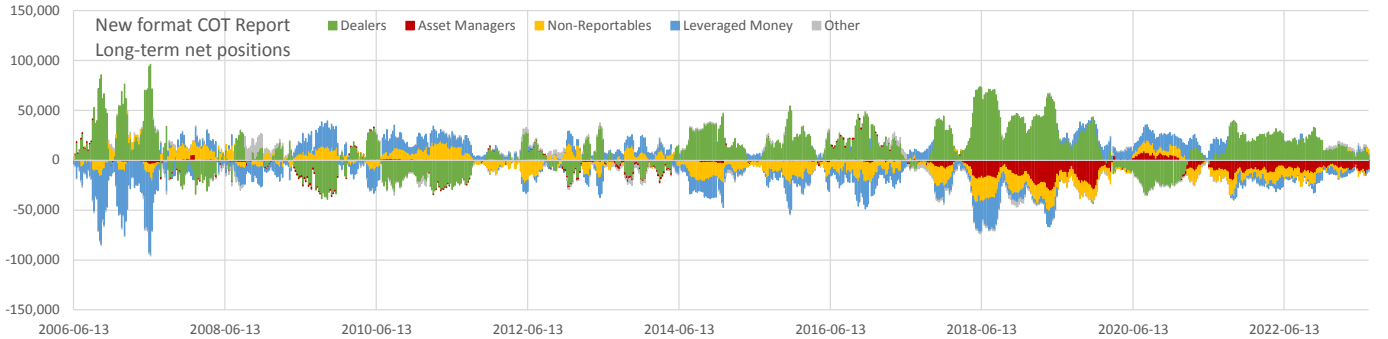
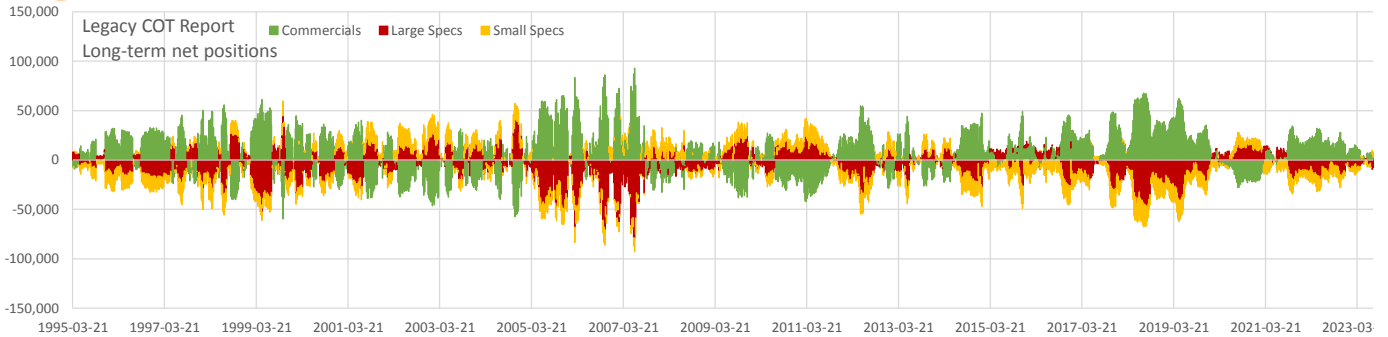
Net positions	Current	all time			2 years		
		min	max	Percentile	min	max	Percentile
Open Interest	168,932	31,504	329,843	0.82	138,587	258,694	0.53
Commercials	-22,038	-139,333	112,295	0.40	-40,322	66,044	0.17
Large Specs	4,422	-99,736	113,628	0.53	-61,016	24,340	0.68
Small Specs	17,616	-30,019	37,871	0.73	-9,140	24,508	0.90
Dealers	-18,403	-133,043	92,462	0.48	-81,203	86,702	0.37
Asset Managers	5,836	-76,870	70,334	0.55	-76,870	49,158	0.56
Non-Reportables	17,616	-30,018	37,871	0.73	-9,140	24,508	0.90
Leveraged Money	-9,426	-88,034	89,598	0.50	-49,125	16,452	0.65
Other	4,376	-19,325	42,174	0.33	1,826	19,242	0.11



Commitment of Traders

Data as of 2023-07-25, Options & Futures combined

6S - CHF/USD



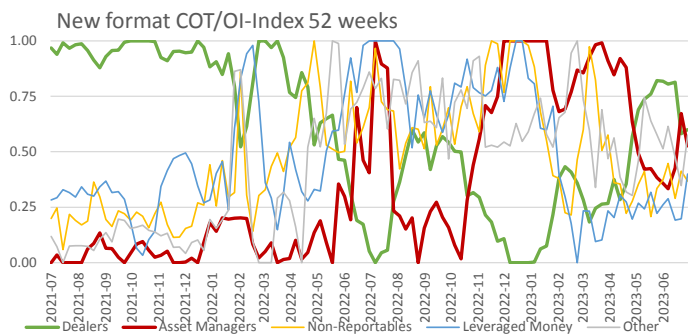
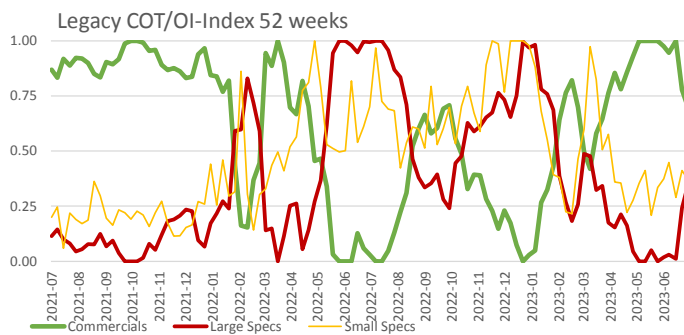
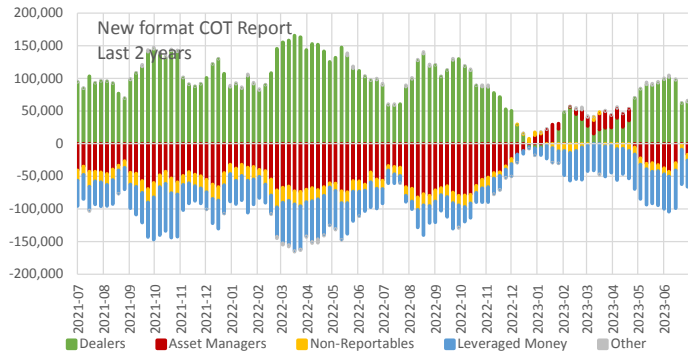
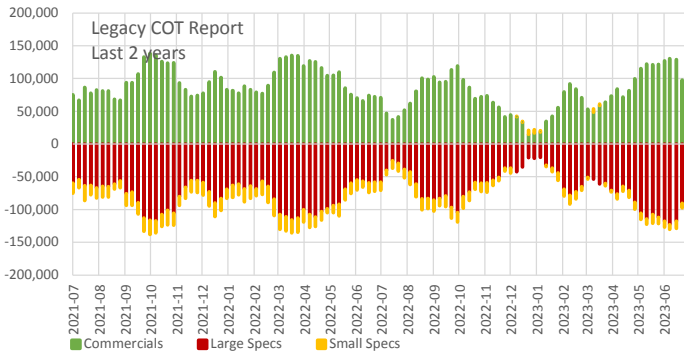
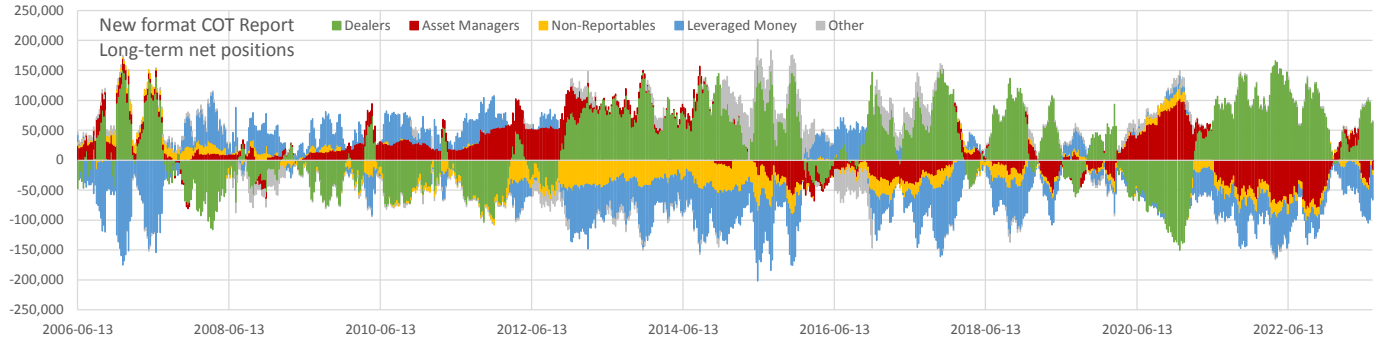
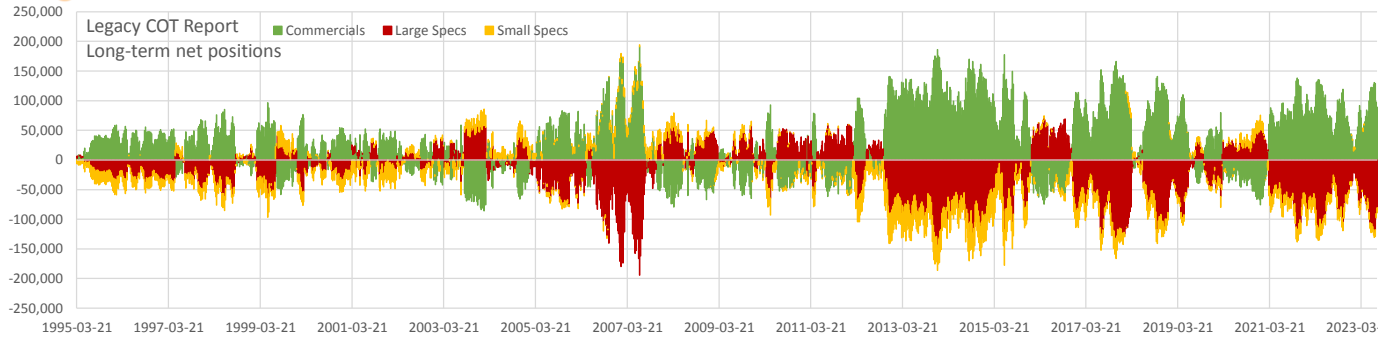
Net positions	Current	all time			2 years		
		min	max	Percentile	min	max	Percentile
Open Interest	48,531	22,130	157,623	0.36	31,745	63,119	0.67
Commercials	2,851	-59,689	92,876	0.38	-779	34,197	0.05
Large Specs	-7,669	-78,921	44,644	0.45	-20,171	8,509	0.55
Small Specs	4,818	-24,247	22,178	0.74	-17,126	4,818	1.00
Dealers	6,438	-39,297	95,982	0.43	2,809	39,894	0.03
Asset Managers	-9,392	-30,743	9,621	0.15	-20,648	-3,809	0.48
Non-Reportables	4,818	-24,247	19,361	0.75	-17,127	4,818	1.00
Leveraged Money	-1,830	-80,161	25,007	0.49	-13,791	14,795	0.62
Other	-34	-5,515	14,447	0.45	-486	2,182	0.21



Commitment of Traders

Data as of 2023-07-25, Options & Futures combined

6J - JPY/USD



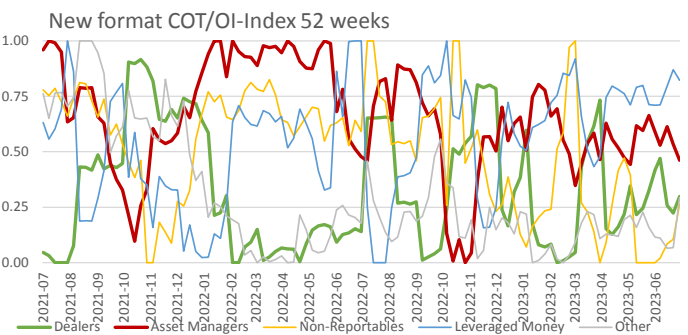
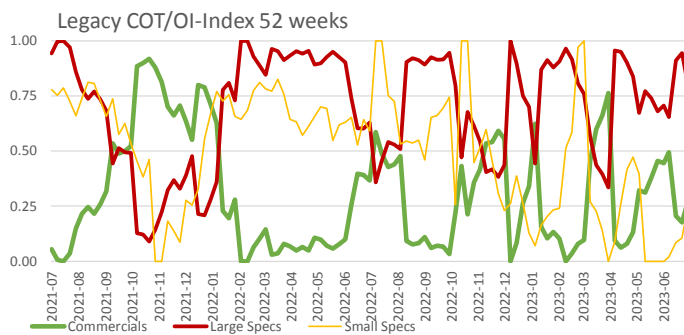
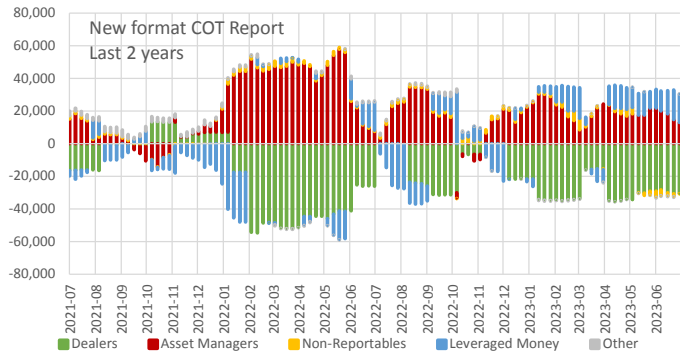
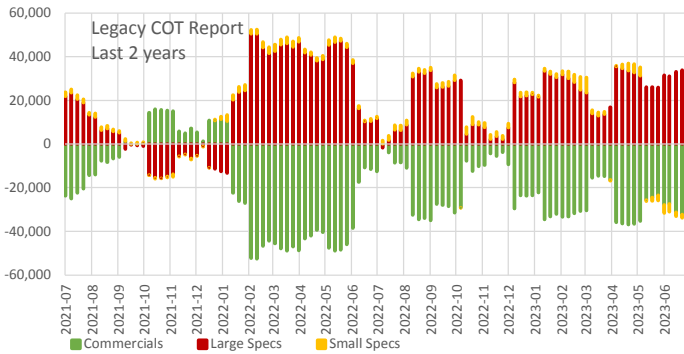
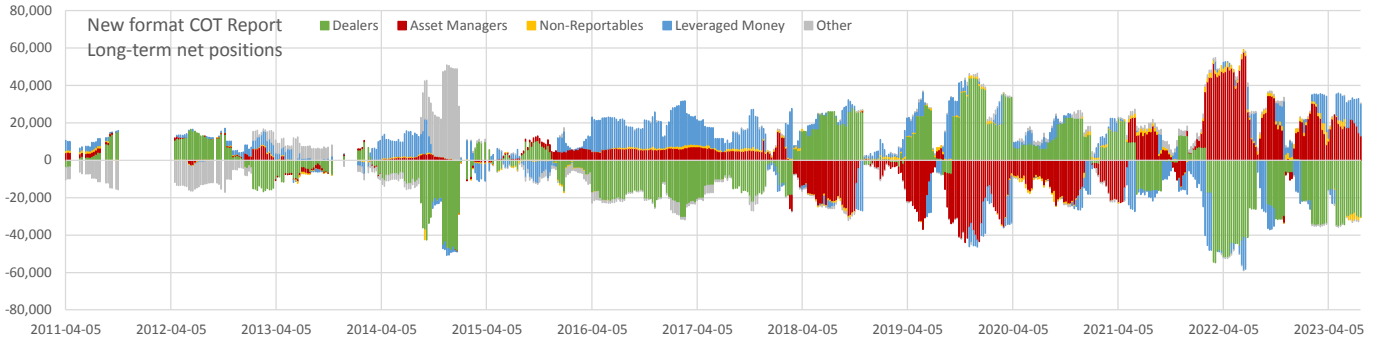
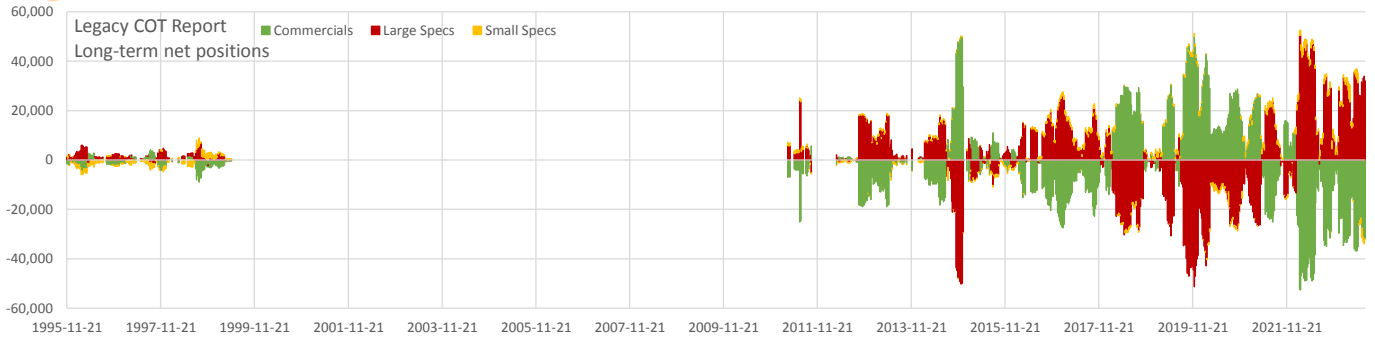
Net positions	Current	all time			2 years		
		min	max	Percentile	min	max	Percentile
Open Interest	251,782	53,773	410,416	0.80	185,743	315,215	0.50
Commercials	88,853	-85,622	190,891	0.81	14,929	138,352	0.57
Large Specs	-80,283	-194,116	70,342	0.12	-122,968	-20,711	0.35
Small Specs	-8,570	-60,052	28,646	0.48	-25,717	5,935	0.75
Dealers	64,246	-150,097	165,845	0.66	-7,053	165,845	0.25
Asset Managers	-16,901	-81,849	103,196	0.22	-81,849	26,816	0.78
Non-Reportables	-8,570	-60,052	24,389	0.50	-25,717	5,935	0.75
Leveraged Money	-40,754	-174,882	86,392	0.35	-73,730	-2,351	0.43
Other	1,980	-49,897	56,294	0.60	-6,001	3,762	0.75



Commitment of Traders

Data as of 2023-07-25, Options & Futures combined

6L - BRL/USD



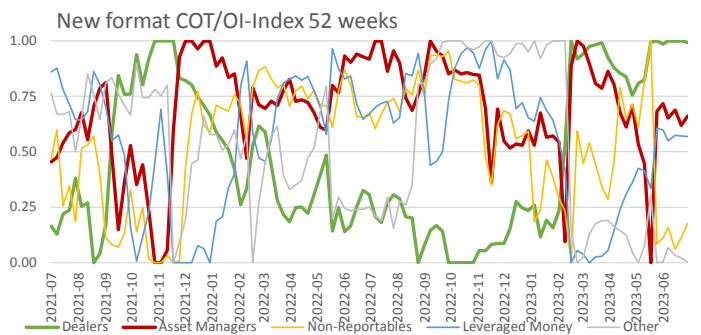
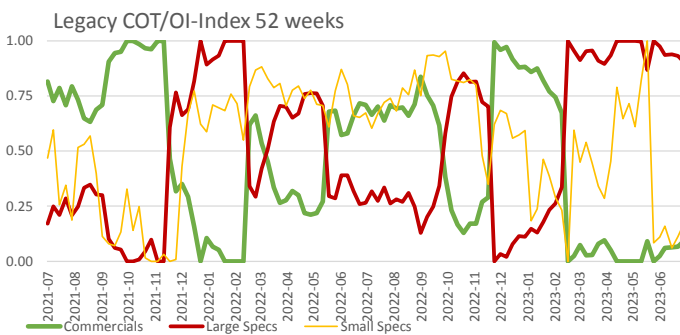
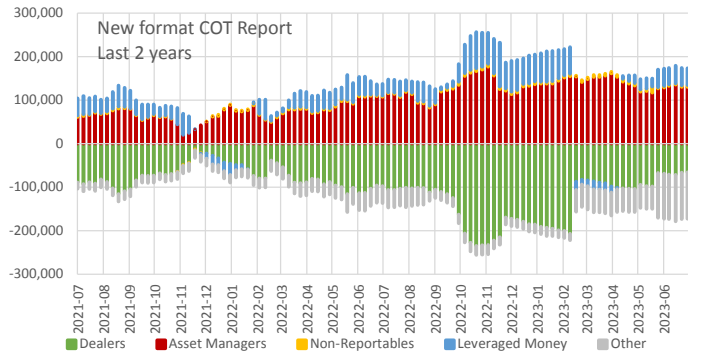
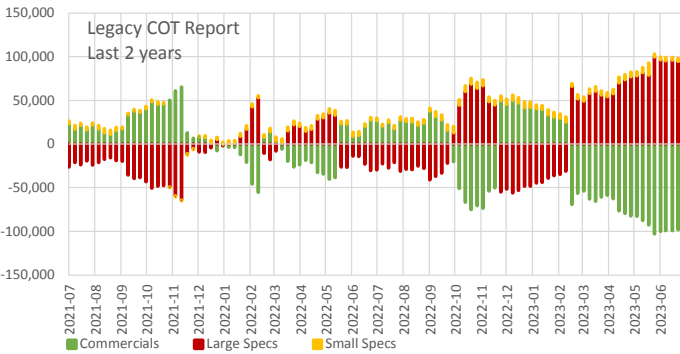
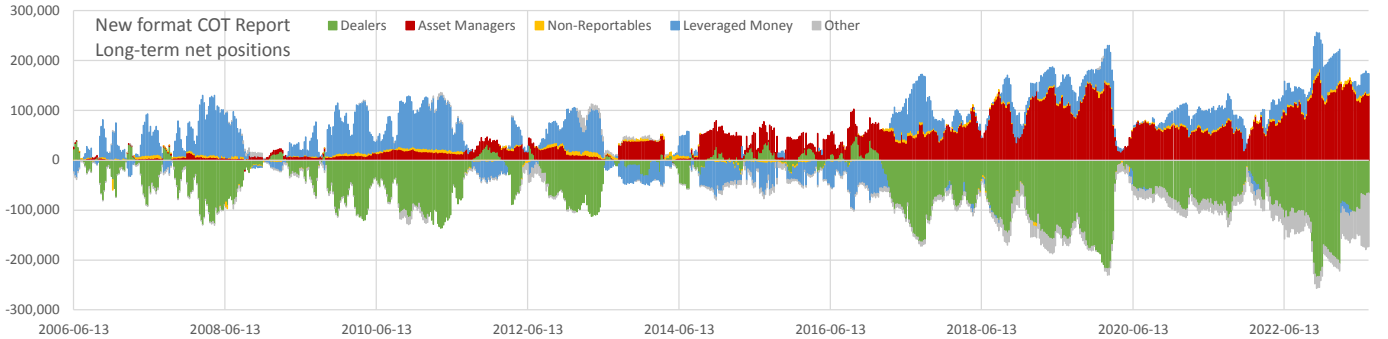
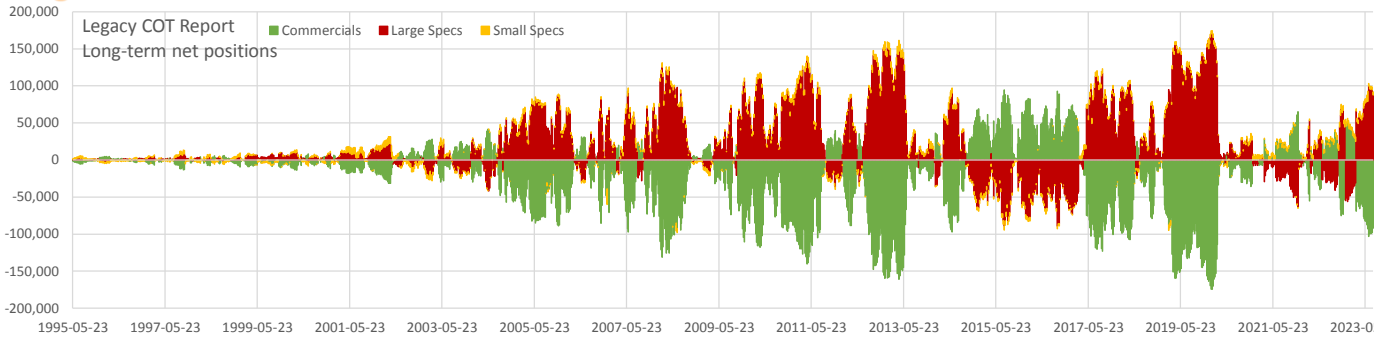
Net positions	Current	all time			2 years		
		min	max	Percentile	min	max	Percentile
Open Interest	53,443	1,525	94,580	0.91	21,236	94,580	0.70
Commercials	-31,957	-52,564	49,951	0.04	-52,564	15,945	0.31
Large Specs	31,971	-51,274	50,481	0.96	-15,698	50,481	0.73
Small Specs	-14	-5,527	7,039	0.40	-3,698	7,039	0.18
Dealers	-30,576	-54,800	44,021	0.08	-54,800	13,395	0.34
Asset Managers	12,949	-43,965	57,812	0.86	-14,183	57,812	0.33
Non-Reportables	-14	-5,527	7,039	0.33	-3,698	7,039	0.18
Leveraged Money	17,333	-40,275	32,847	0.95	-40,275	31,515	0.97
Other	308	-17,117	50,062	0.62	-812	4,095	0.42



Commitment of Traders

Data as of 2023-07-25, Options & Futures combined

6M - MXN/USD



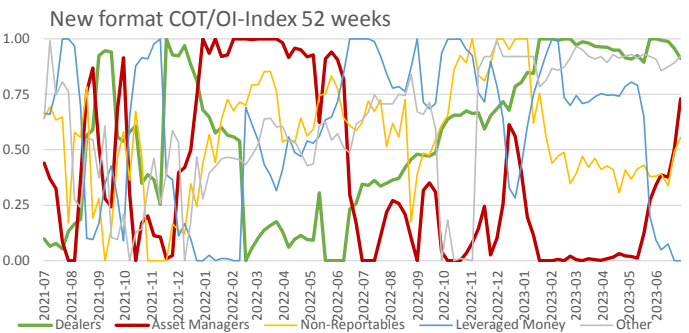
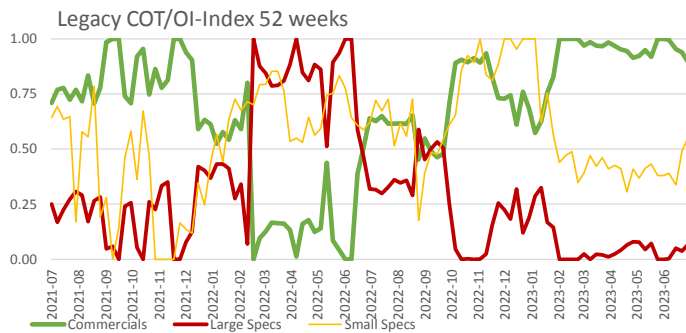
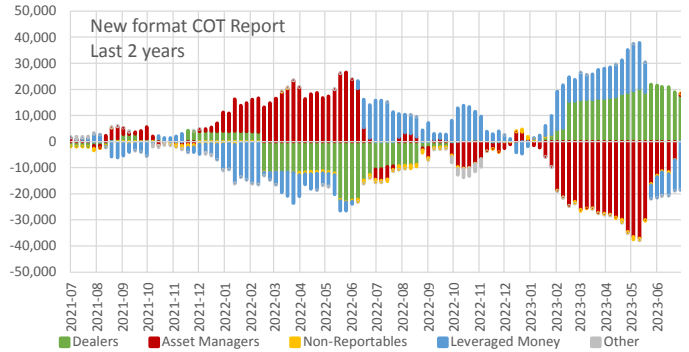
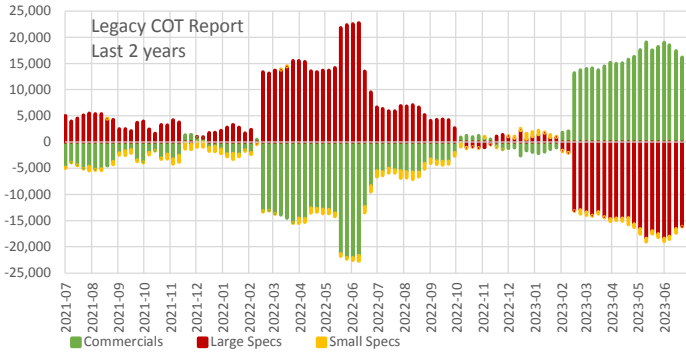
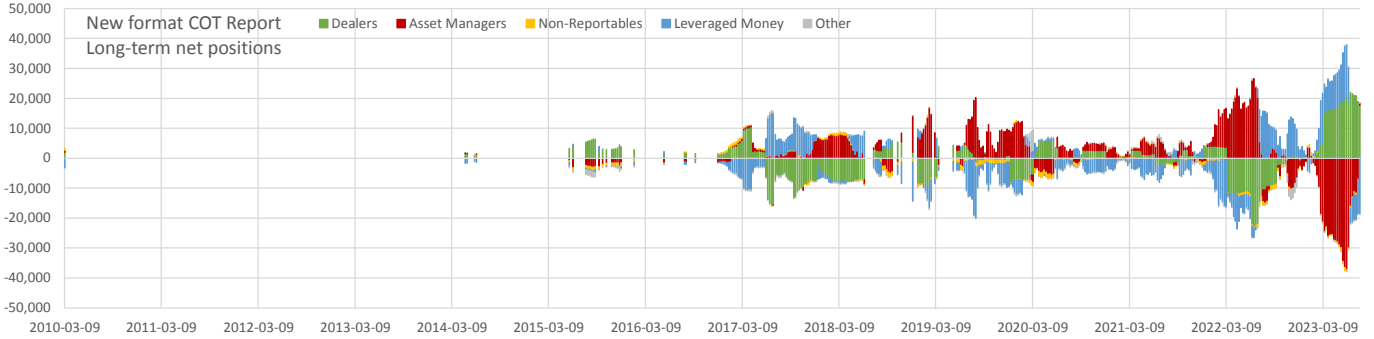
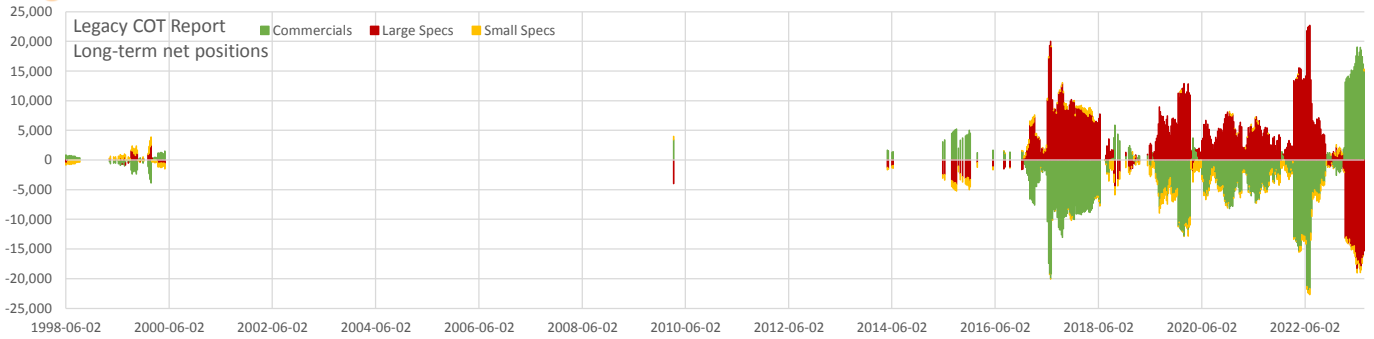
Net positions	Current	all time			2 years		
		min	max	Percentile	min	max	Percentile
Open Interest	233,929	3,426	376,747	0.94	94,780	376,747	0.69
Commercials	-92,036	-174,580	94,520	0.12	-103,010	65,203	0.05
Large Specs	87,806	-89,524	170,379	0.87	-64,080	99,697	0.95
Small Specs	4,231	-21,213	13,915	0.74	-1,754	13,915	0.52
Dealers	-65,777	-234,567	48,409	0.45	-234,567	-12,858	0.84
Asset Managers	130,001	-2,367	176,493	0.93	19,281	176,493	0.72
Non-Reportables	4,231	-21,213	13,915	0.67	-1,754	13,915	0.52
Leveraged Money	39,228	-96,988	119,854	0.67	-25,745	101,988	0.61
Other	-107,683	-107,703	27,781	0.00	-107,703	-14,670	0.00



Commitment of Traders

Data as of 2023-07-25, Options & Futures combined

6Z - ZAR/USD



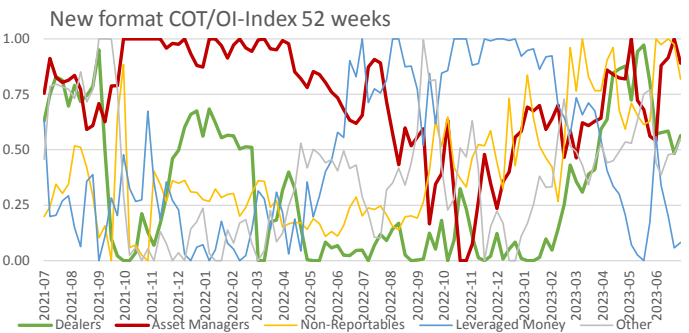
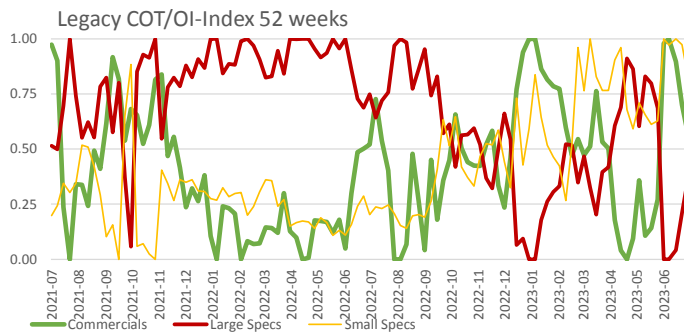
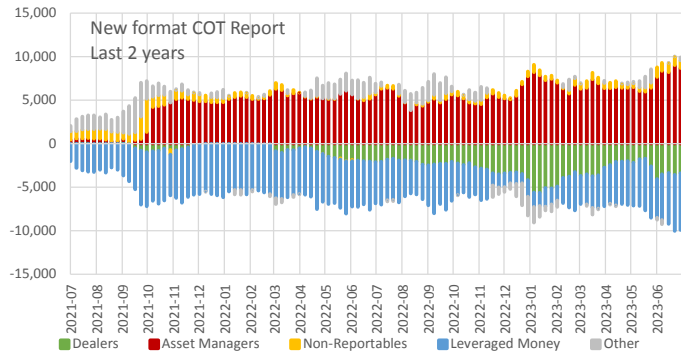
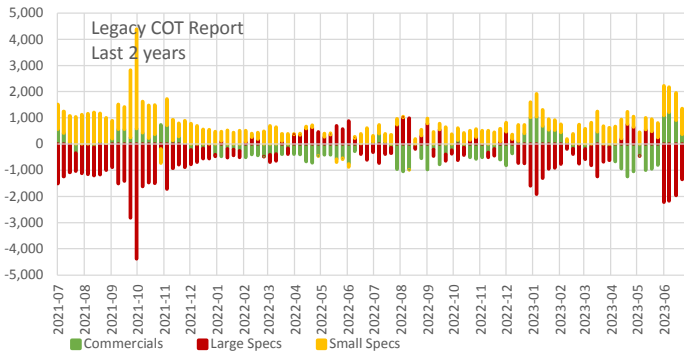
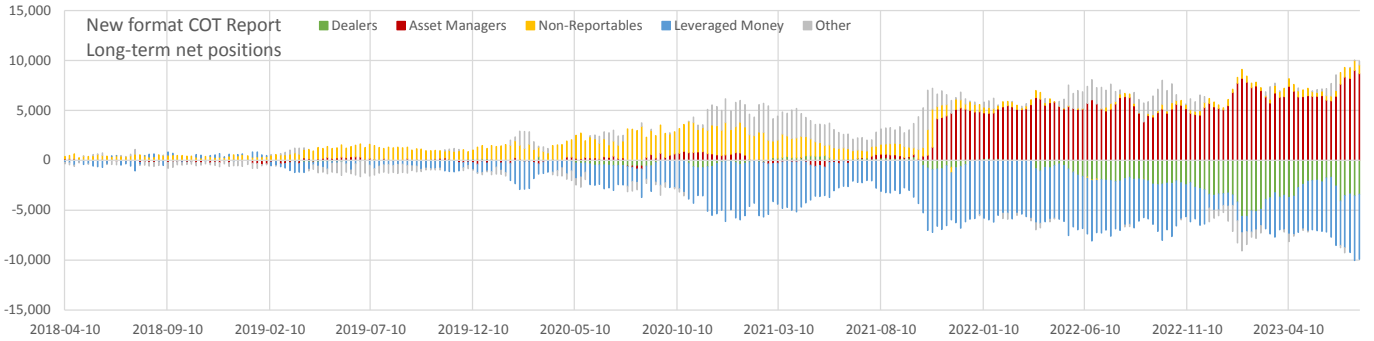
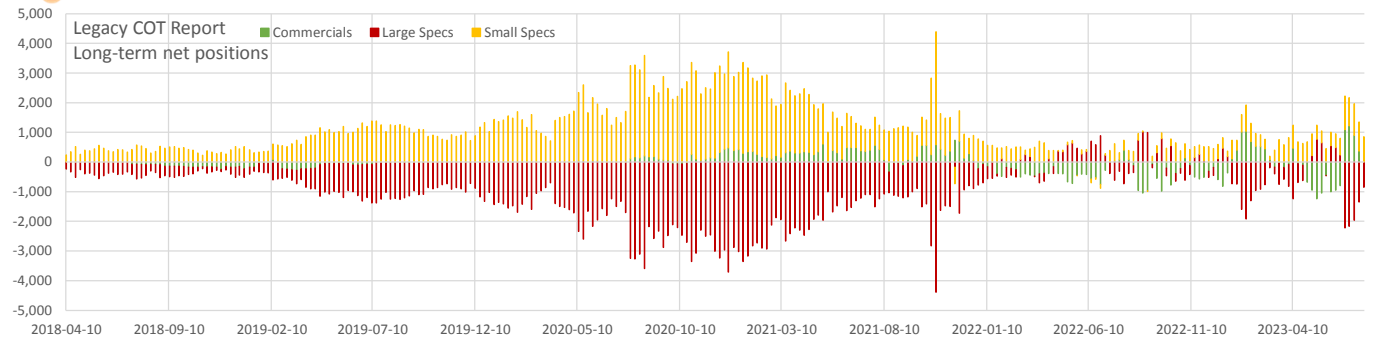
Net positions	Current	all time			2 years		
		min	max	Percentile	min	max	Percentile
Open Interest	27,254	1,227	44,266	0.87	7,968	44,266	0.66
Commercials	15,030	-22,044	19,068	0.97	-22,044	19,068	0.88
Large Specs	-15,339	-18,404	22,713	0.02	-18,404	22,713	0.08
Small Specs	309	-1,783	1,402	0.82	-1,399	1,081	0.94
Dealers	17,755	-22,908	21,946	0.97	-22,908	21,946	0.90
Asset Managers	554	-37,100	26,552	0.40	-37,100	26,552	0.50
Non-Reportables	309	-1,783	1,081	0.85	-1,399	1,081	0.94
Leveraged Money	-18,587	-18,625	18,044	0.00	-18,587	18,044	0.00
Other	-31	-3,385	6,797	0.60	-3,385	1,022	0.58



Commitment of Traders

Data as of 2023-07-25, Options & Futures combined

BTC - BTC/USD



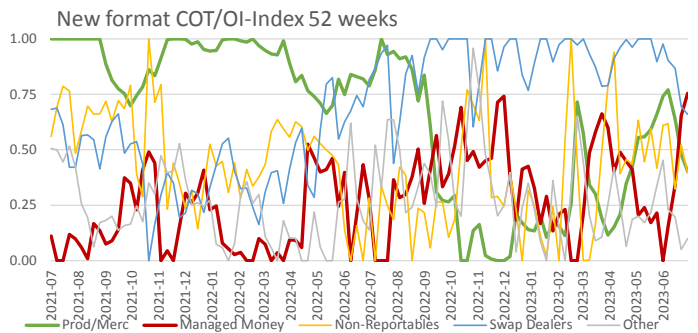
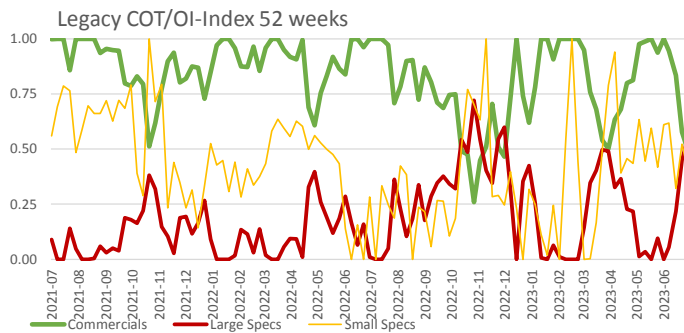
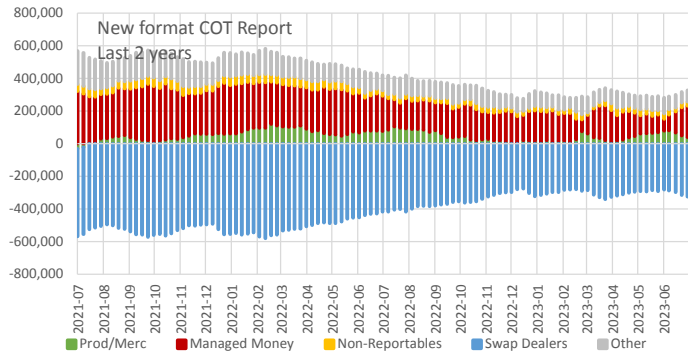
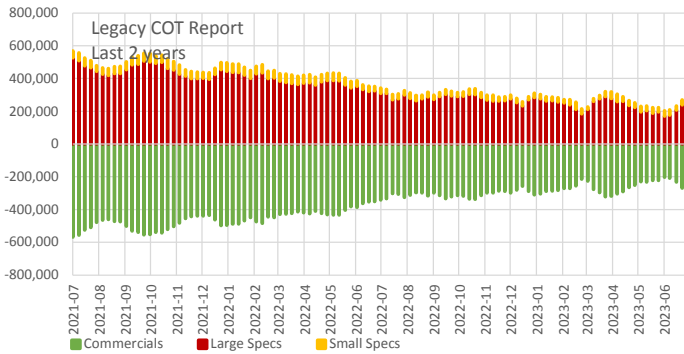
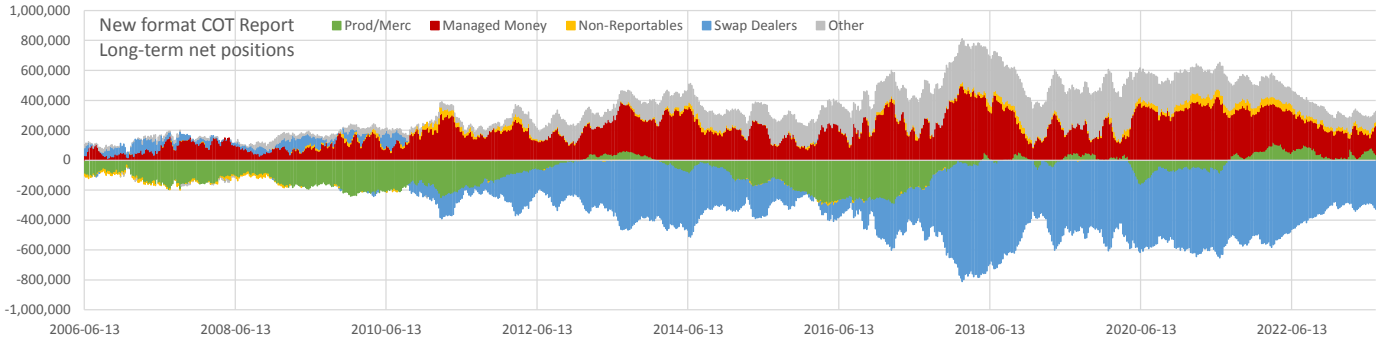
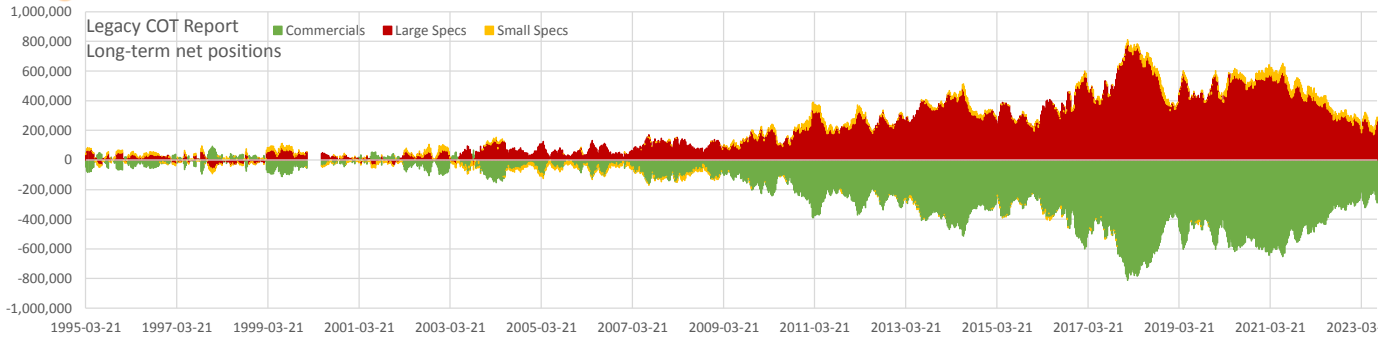
Net positions	Current	all time			2 years		
		min	max	Percentile	min	max	Percentile
Open Interest	17,373	1,702	21,184	0.94	6,509	21,184	0.84
Commercials	2	-1,241	1,215	0.67	-1,241	1,215	0.63
Large Specs	-856	-4,391	1,011	0.51	-4,391	1,011	0.27
Small Specs	853	-553	3,808	0.51	-553	3,808	0.79
Dealers	-3,401	-5,630	476	0.06	-5,630	335	0.16
Asset Managers	8,683	-692	9,013	0.99	109	9,013	0.99
Non-Reportables	854	-553	3,808	0.51	-553	3,808	0.79
Leveraged Money	-6,528	-6,657	494	0.00	-6,657	-1,064	0.00
Other	392	-2,599	3,995	0.59	-2,599	3,995	0.45



Commitment of Traders

Data as of 2023-07-25, Options & Futures combined

CL - Crude Oil



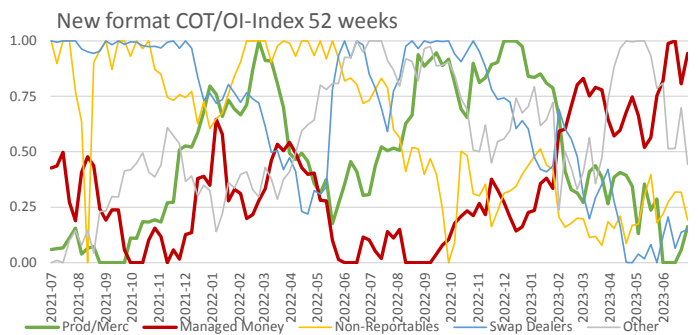
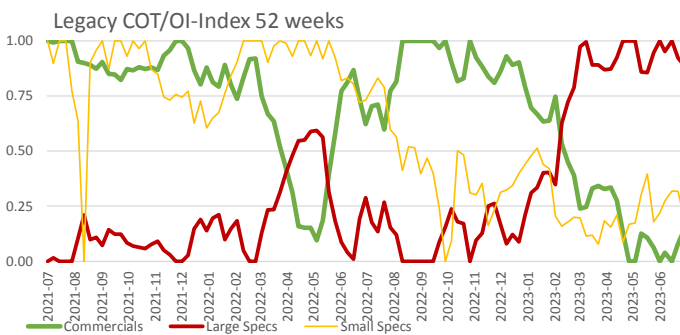
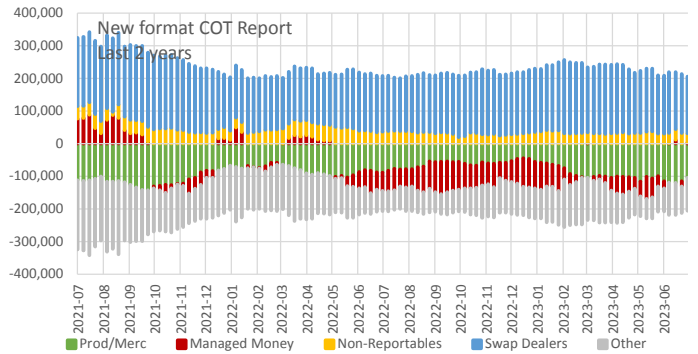
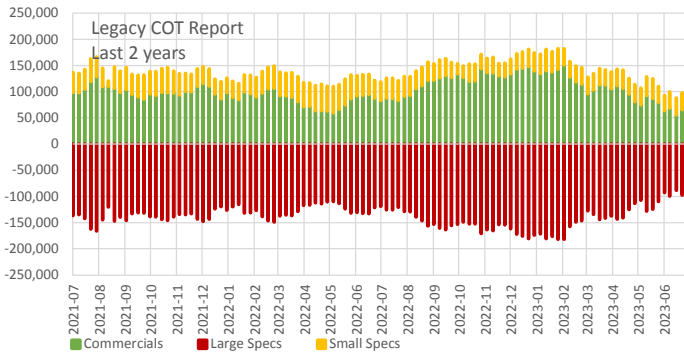
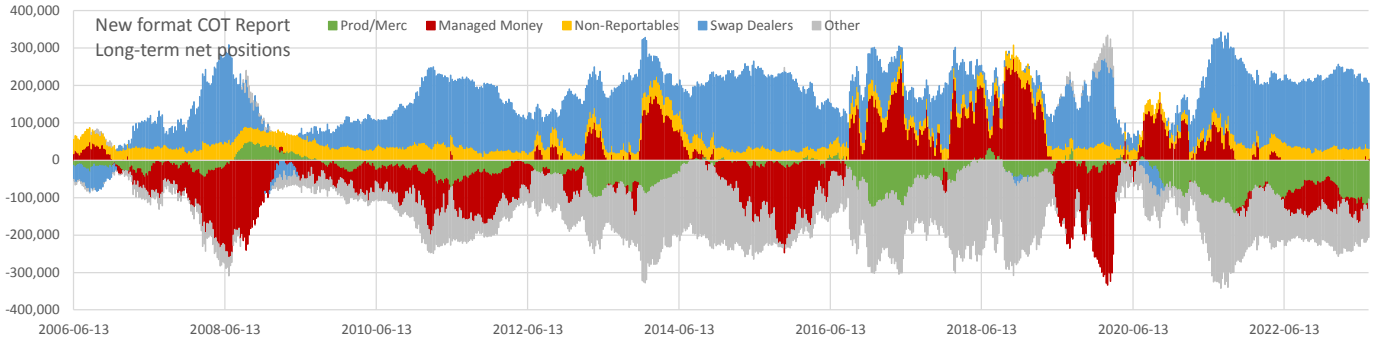
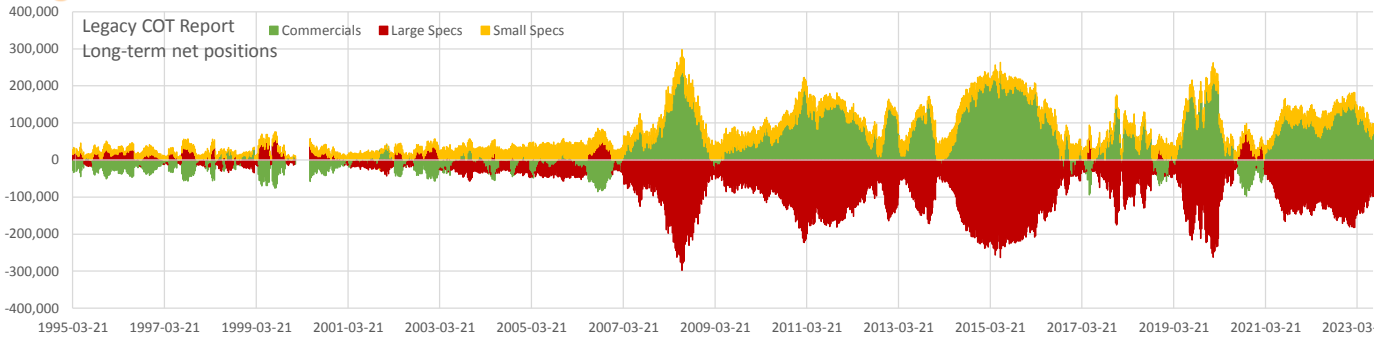
Net positions	Current	all time			2 years		
		min	max	Percentile	min	max	Percentile
Open Interest	2,216,203	391,567	3,785,409	0.46	1,823,563	3,107,889	0.26
Commercials	-288,915	-811,538	92,356	0.35	-568,842	-204,163	0.78
Large Specs	262,372	-63,543	784,290	0.63	170,119	526,691	0.22
Small Specs	26,543	-30,031	61,400	0.80	15,683	60,283	0.15
Prod/Merc	38,007	-294,815	118,326	0.87	-32,436	118,326	0.41
Managed Money	192,104	12,710	496,111	0.52	71,302	346,836	0.40
Non-Reportables	26,543	-28,931	61,400	0.70	15,683	60,283	0.15
Swap Dealers	-326,921	-786,599	106,176	0.38	-581,428	-276,312	0.70
Other	70,268	-14,999	370,013	0.35	62,690	205,456	0.01



Commitment of Traders

Data as of 2023-07-25, Options & Futures combined

NG - Natural Gas



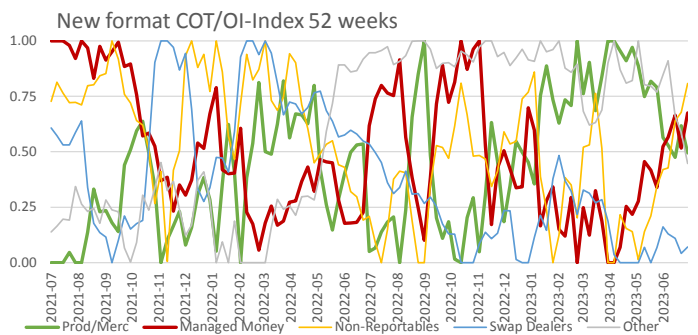
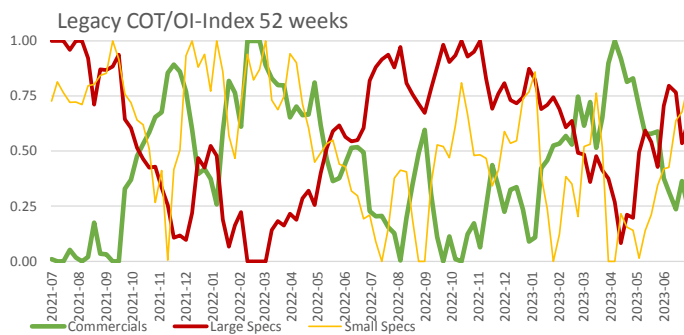
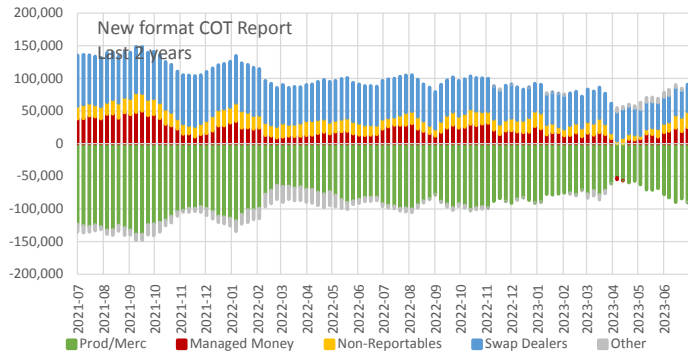
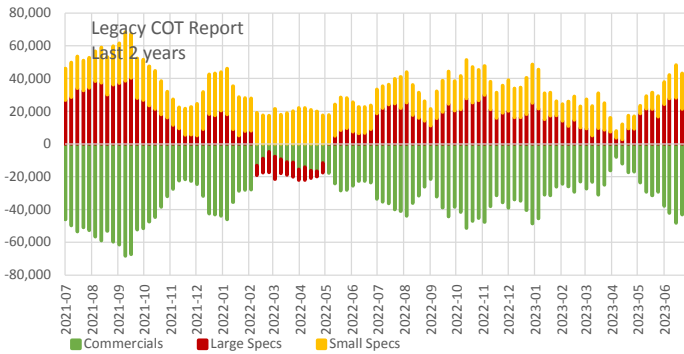
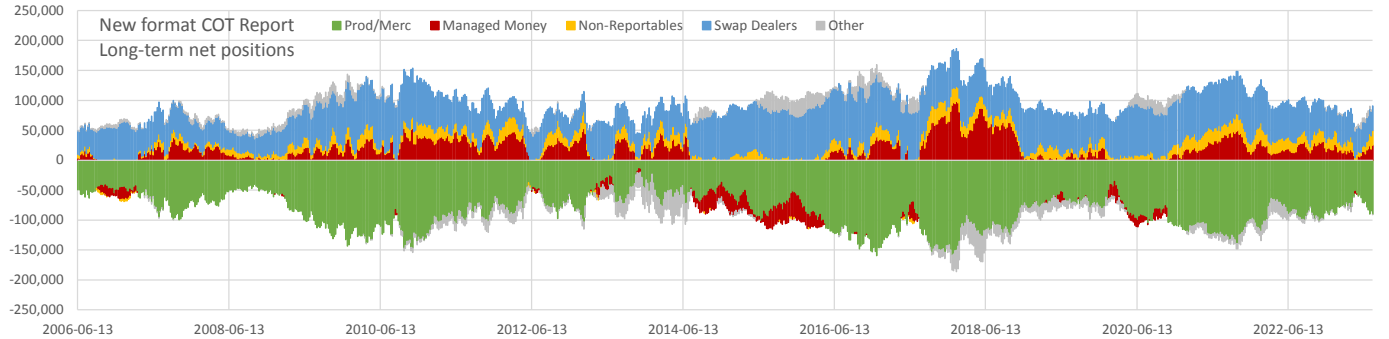
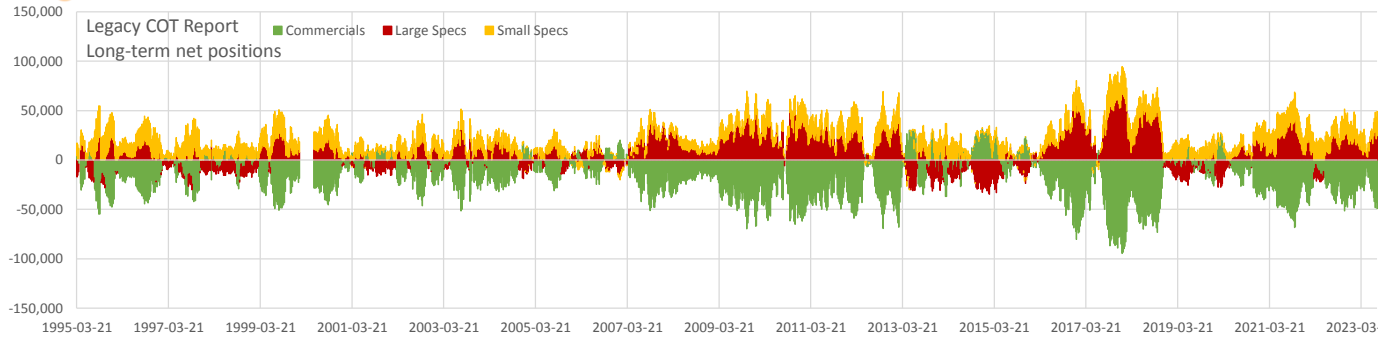
Net positions	Current	all time			2 years		
		min	max	Percentile	min	max	Percentile
Open Interest	1,200,528	144,412	1,711,077	0.66	951,439	1,490,238	0.57
Commercials	70,739	-98,017	242,713	0.67	55,737	150,872	0.08
Large Specs	-98,418	-297,972	71,340	0.33	-182,100	-88,260	0.97
Small Specs	27,679	-2,624	56,324	0.44	10,047	50,764	0.05
Prod/Merc	-103,978	-142,588	51,172	0.05	-142,588	-44,092	0.27
Managed Money	3,624	-330,163	271,683	0.62	-98,758	87,869	0.74
Non-Reportables	27,679	10,047	56,324	0.24	10,047	50,764	0.05
Swap Dealers	174,717	-69,036	253,500	0.74	153,328	231,109	0.27
Other	-102,042	-262,213	84,882	0.37	-230,469	-60,376	0.53



Commitment of Traders

Data as of 2023-07-25, Options & Futures combined

HO - Heating Oil



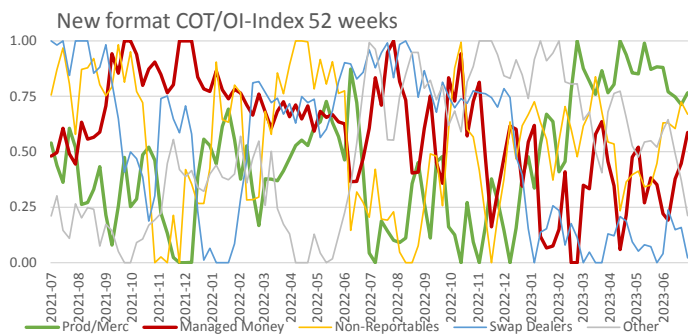
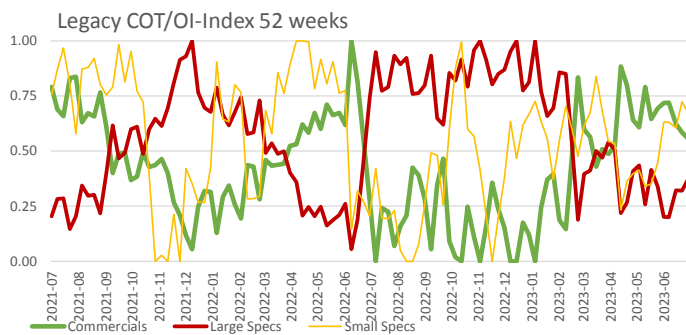
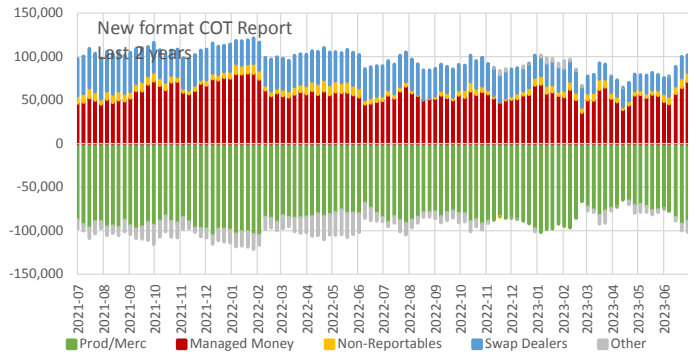
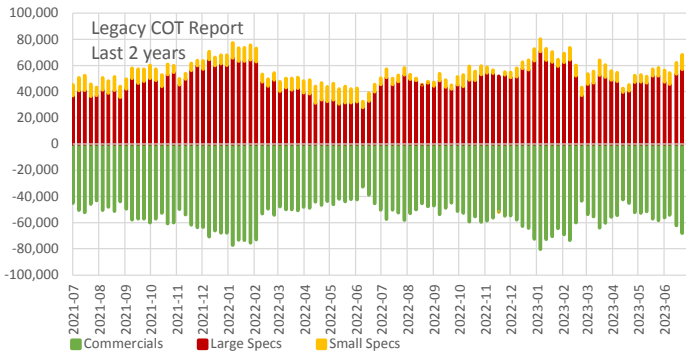
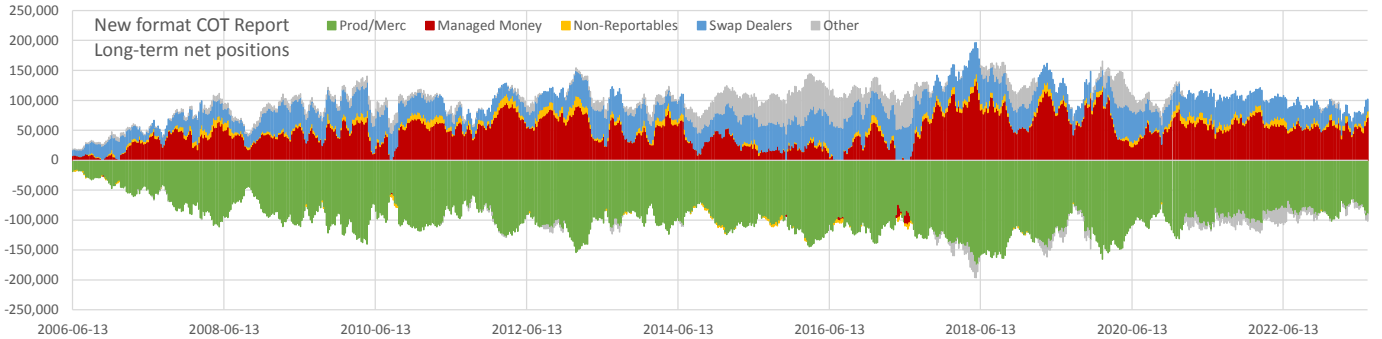
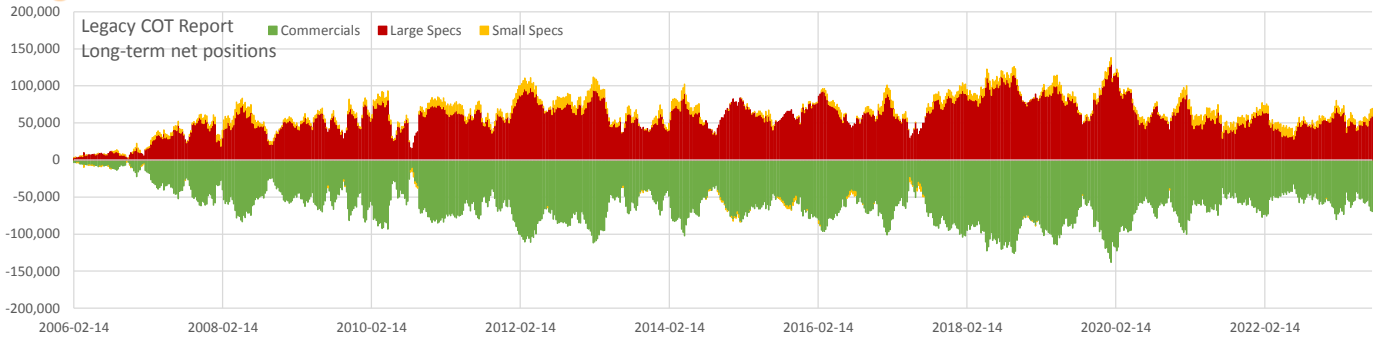
Net positions	Current	all time			2 years		
		min	max	Percentile	min	max	Percentile
Open Interest	329,036	98,192	513,143	0.61	216,062	451,645	0.74
Commercials	-49,218	-94,450	31,626	0.09	-68,490	-4,618	0.13
Large Specs	24,541	-34,705	67,696	0.83	-14,002	40,330	0.77
Small Specs	24,677	-7,876	35,138	0.94	4,294	29,870	0.95
Prod/Merc	-90,521	-159,660	-13,850	0.41	-139,082	-52,245	0.47
Managed Money	24,792	-45,372	97,977	0.69	-2,755	49,714	0.68
Non-Reportables	24,677	-5,749	31,086	0.94	4,294	29,870	0.95
Swap Dealers	41,303	25,793	94,881	0.16	39,397	77,786	0.07
Other	-251	-45,369	34,912	0.53	-24,337	10,722	0.80



Commitment of Traders

Data as of 2023-07-25, Options & Futures combined

RB - RBOB Gasoline



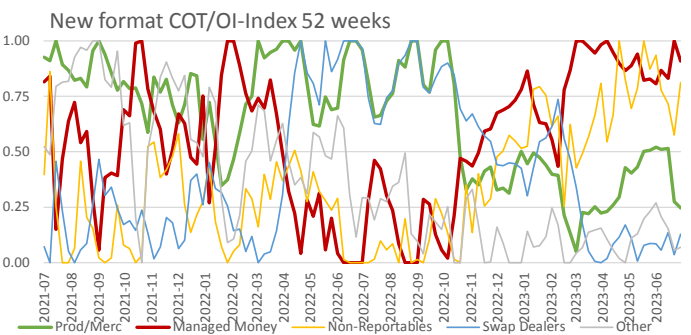
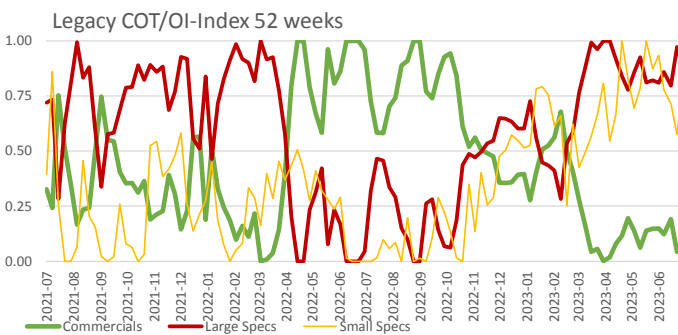
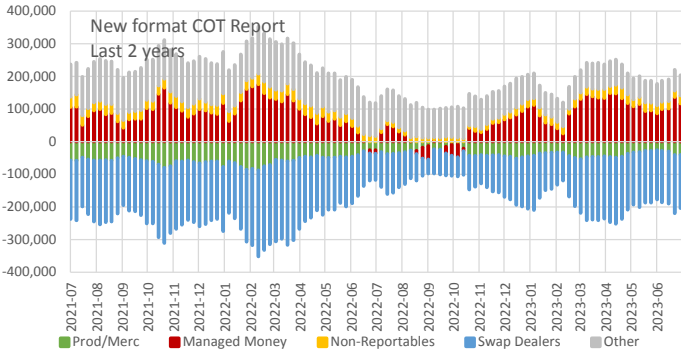
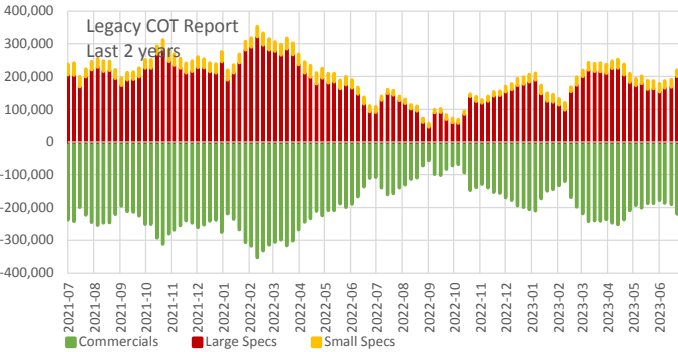
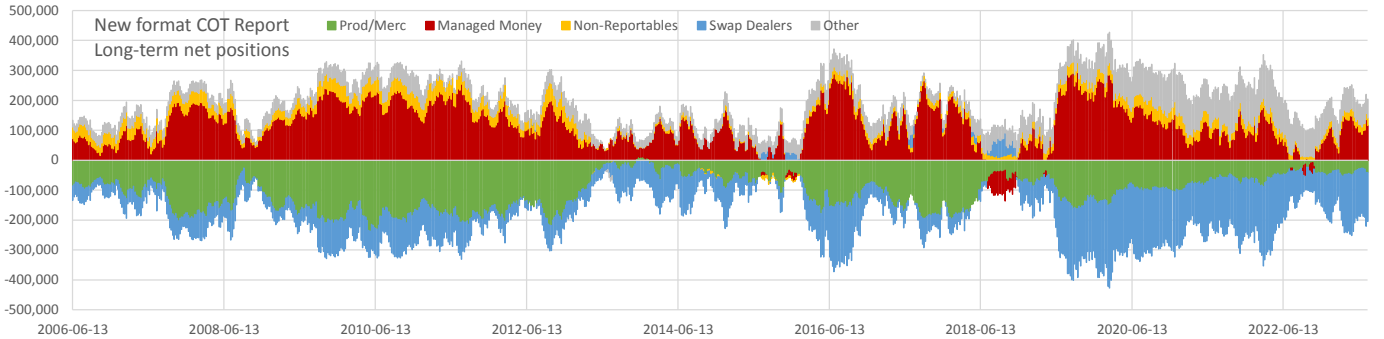
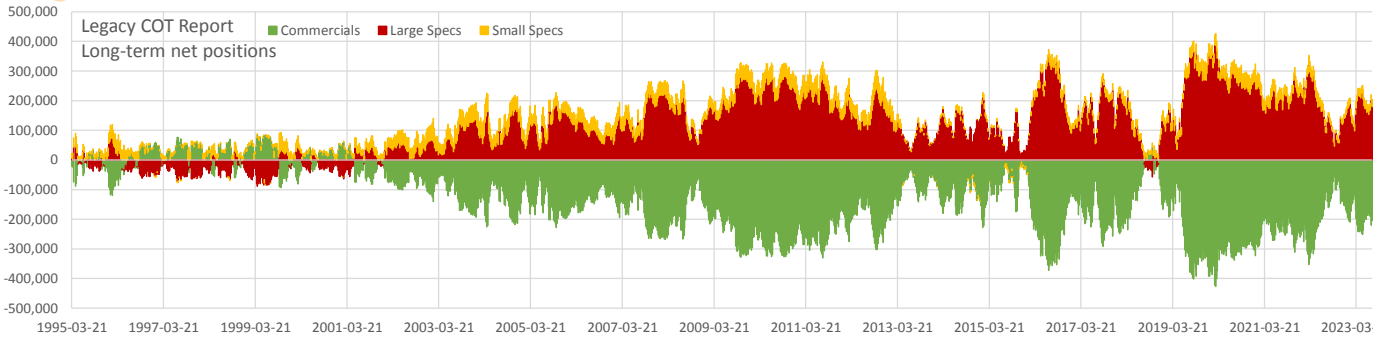
Net positions	Current	all time			2 years		
		min	max	Percentile	min	max	Percentile
Open Interest	369,414	17,031	508,915	0.64	236,286	405,195	0.95
Commercials	-69,672	-138,233	-2,357	0.39	-80,294	-32,616	0.10
Large Specs	59,317	2,474	129,000	0.53	27,945	70,664	0.83
Small Specs	10,353	-6,496	17,684	0.81	-76	13,020	0.84
Prod/Merc	-89,594	-174,838	-16,734	0.67	-105,530	-64,689	0.38
Managed Money	71,510	-20,964	132,065	0.82	35,852	81,140	0.89
Non-Reportables	10,353	-6,496	17,684	0.81	-76	13,020	0.84
Swap Dealers	19,922	9,312	62,698	0.11	16,888	46,373	0.09
Other	-12,192	-28,103	68,443	0.07	-28,085	8,266	0.34



Commitment of Traders

Data as of 2023-07-25, Options & Futures combined

GC - Gold



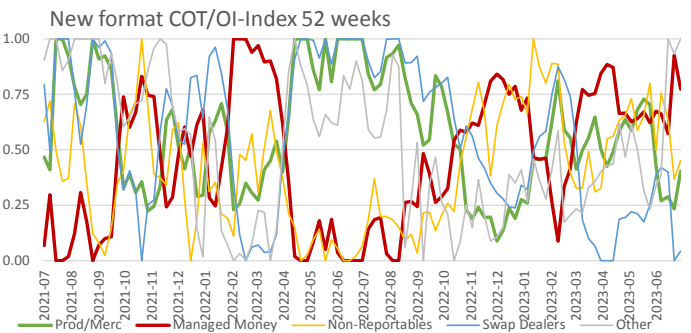
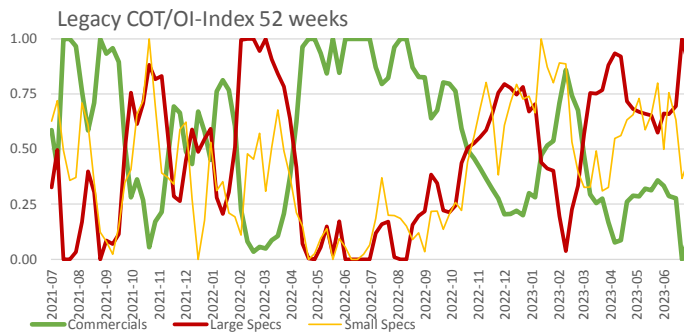
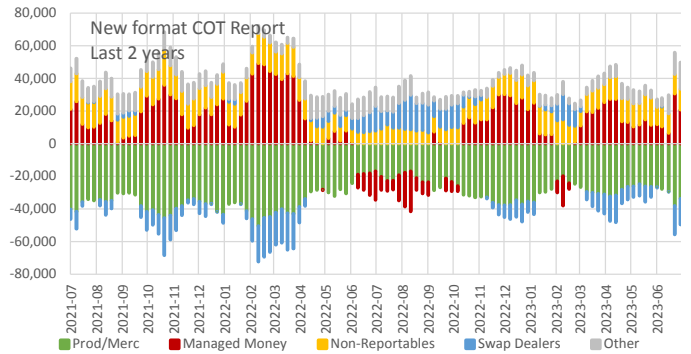
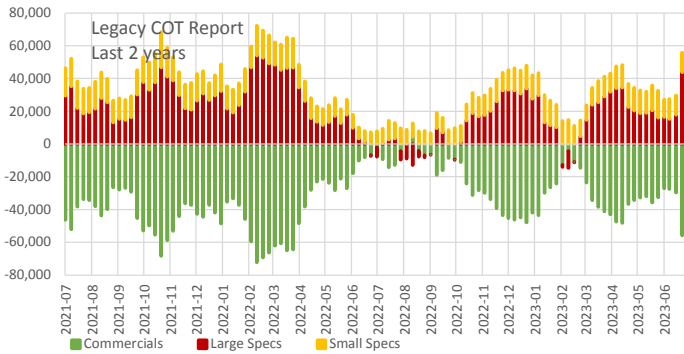
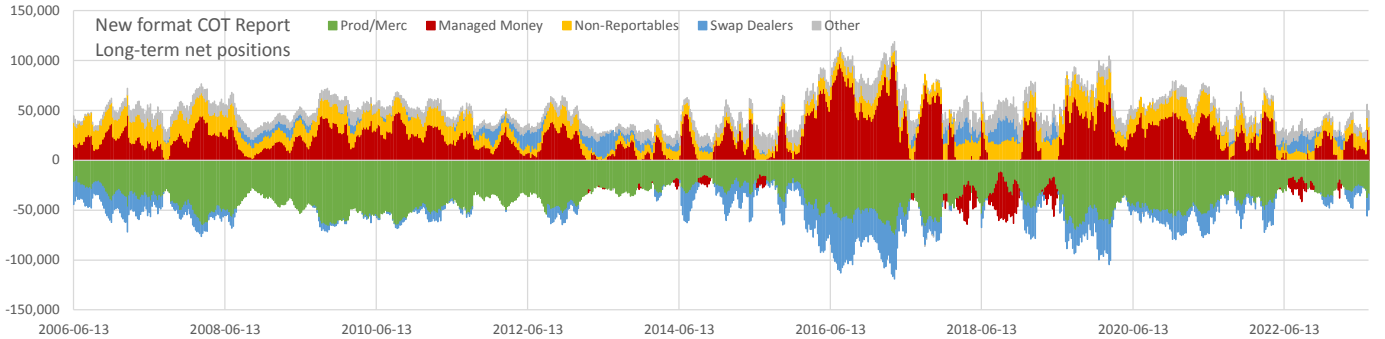
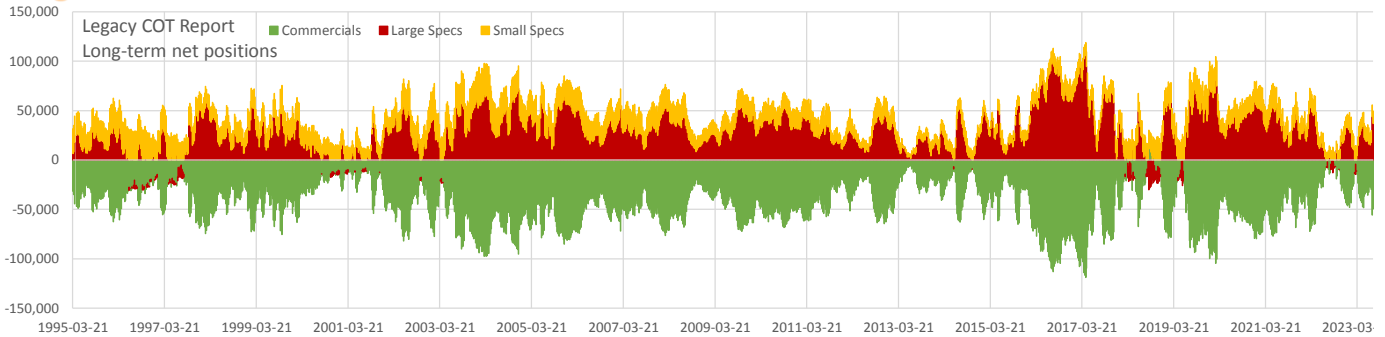
Net positions	Current	all time			2 years		
		min	max	Percentile	min	max	Percentile
Open Interest	659,555	143,524	1,254,370	0.67	559,524	921,117	0.58
Commercials	-204,140	-426,731	85,268	0.29	-352,782	-56,998	0.53
Large Specs	179,832	-88,342	388,803	0.72	45,973	321,225	0.47
Small Specs	24,308	-14,398	66,628	0.45	7,937	37,655	0.49
Prod/Merc	-40,830	-236,892	11,689	0.86	-87,487	-8,264	0.66
Managed Money	116,291	-103,009	292,066	0.51	-41,300	175,694	0.76
Non-Reportables	24,308	-14,398	62,687	0.42	7,937	37,655	0.49
Swap Dealers	-163,311	-279,717	75,952	0.18	-265,295	-44,136	0.50
Other	63,542	-14,403	149,171	0.74	63,542	149,171	0.00



Commitment of Traders

Data as of 2023-07-25, Options & Futures combined

SI - Silver



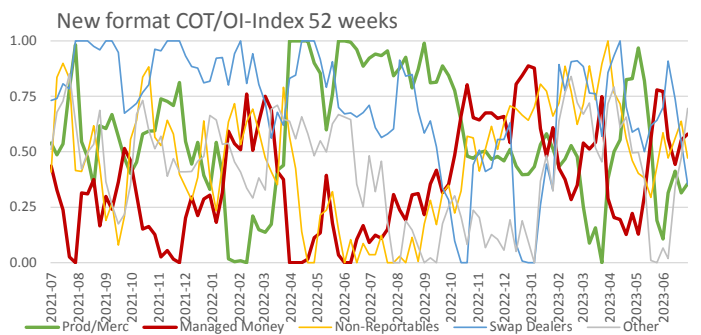
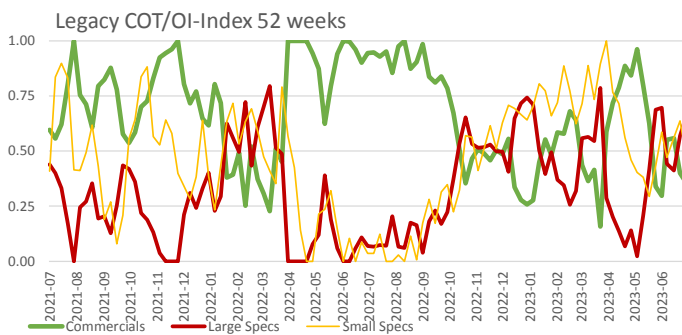
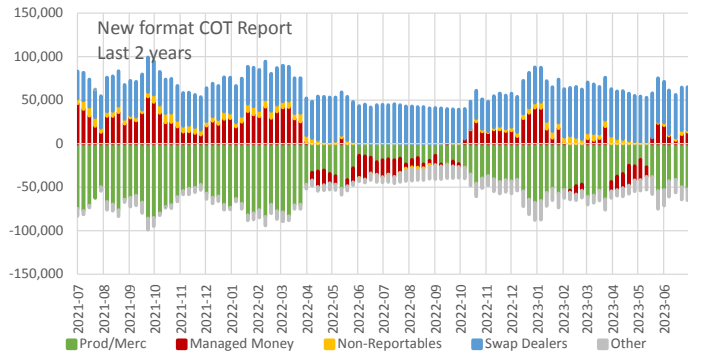
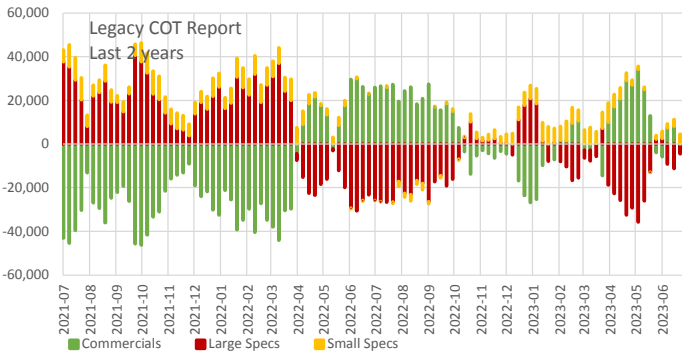
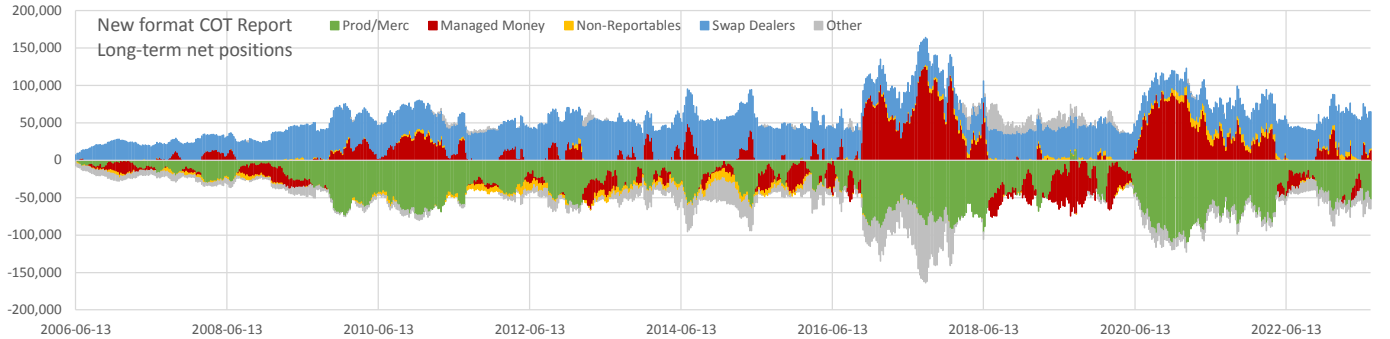
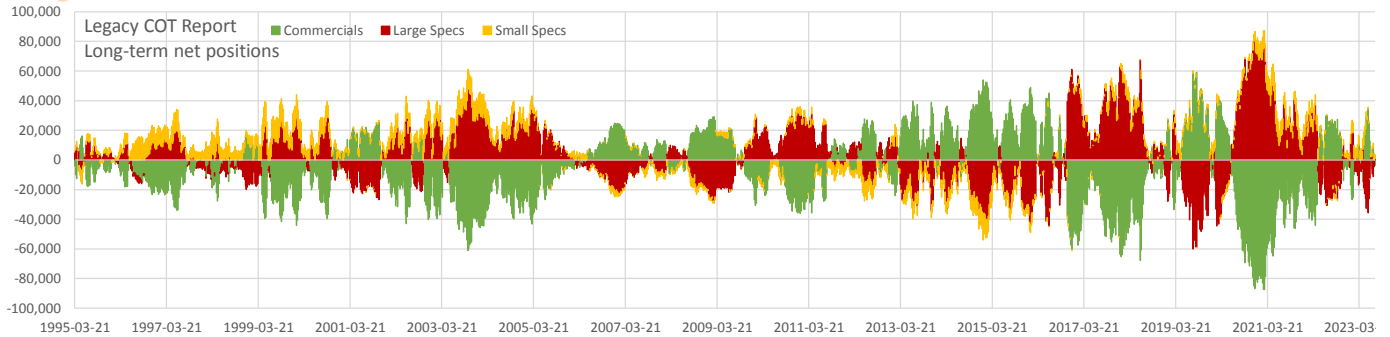
Net positions	Current	all time			2 years		
		min	max	Percentile	min	max	Percentile
Open Interest	177,664	74,385	303,226	0.65	134,719	198,253	0.88
Commercials	-49,673	-118,943	13,967	0.43	-72,382	4,310	0.15
Large Specs	36,825	-30,158	107,003	0.67	-12,811	54,034	0.86
Small Specs	12,849	978	35,847	0.22	6,671	21,746	0.45
Prod/Merc	-33,881	-75,251	-11,916	0.66	-50,524	-16,954	0.42
Managed Money	20,718	-47,480	98,845	0.48	-24,632	49,248	0.67
Non-Reportables	12,849	978	27,839	0.33	6,671	21,746	0.45
Swap Dealers	-15,792	-52,423	26,769	0.23	-24,020	21,264	0.09
Other	16,107	-1,195	24,776	0.93	1,802	16,107	1.00



Commitment of Traders

Data as of 2023-07-25, Options & Futures combined

HG - Copper



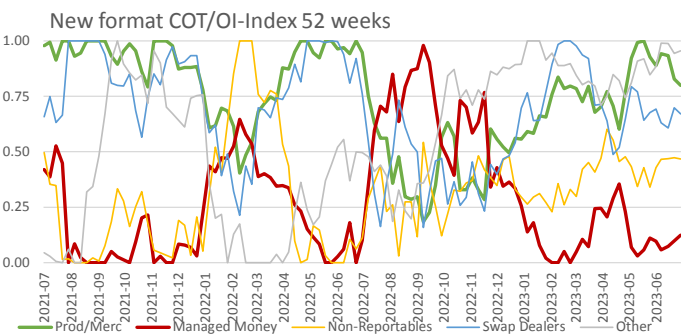
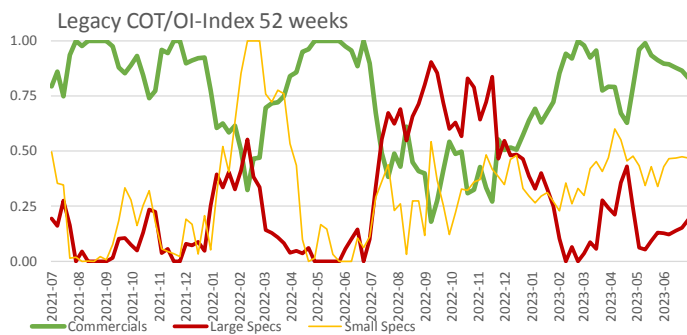
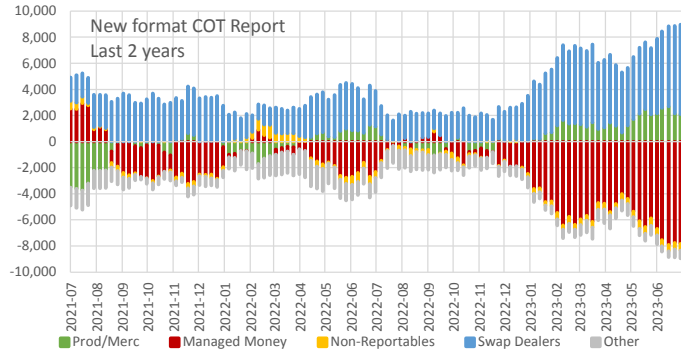
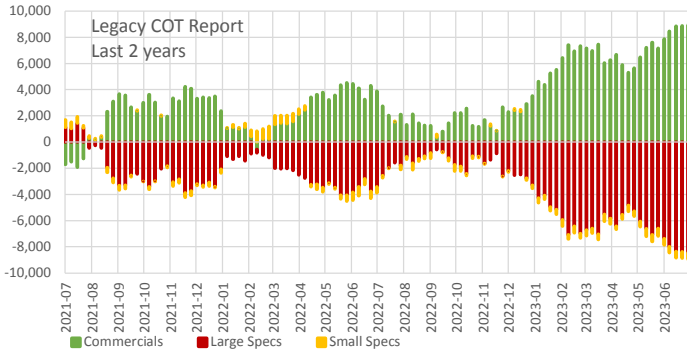
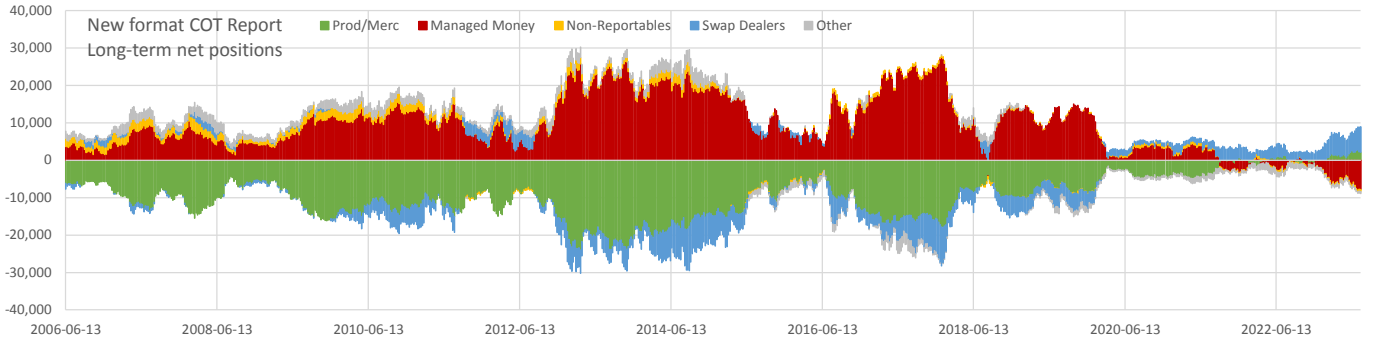
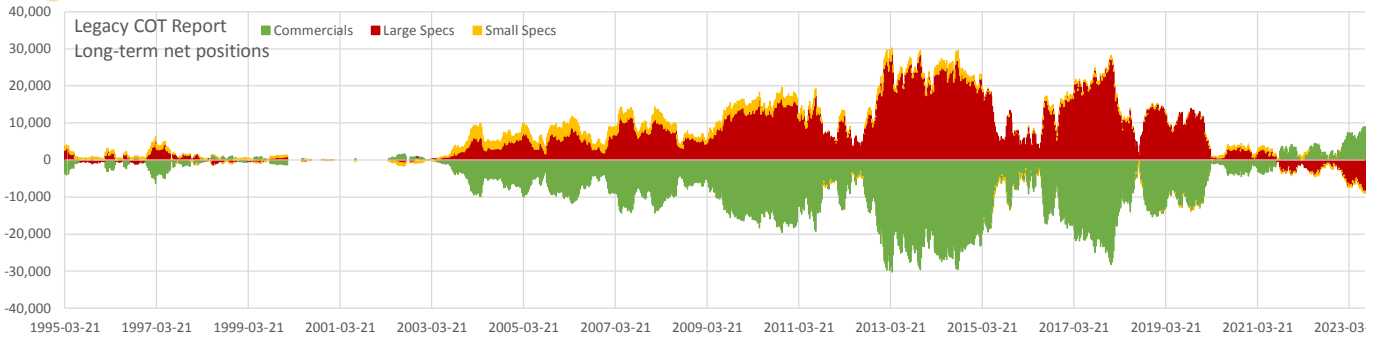
Net positions	Current	all time			2 years		
		min	max	Percentile	min	max	Percentile
Open Interest	256,481	33,505	336,007	0.90	160,246	264,418	0.97
Commercials	-3,526	-87,301	59,050	0.53	-46,313	34,244	0.51
Large Specs	979	-60,135	80,564	0.46	-35,712	40,619	0.49
Small Specs	2,547	-13,132	17,112	0.50	-2,939	10,690	0.28
Prod/Merc	-52,515	-110,707	15,283	0.32	-85,662	-13,686	0.47
Managed Money	13,502	-74,597	125,376	0.62	-26,497	54,030	0.50
Non-Reportables	2,547	-13,132	13,136	0.71	-2,939	10,690	0.28
Swap Dealers	48,989	7,219	62,772	0.86	31,553	58,053	0.73
Other	-12,523	-83,588	35,373	0.24	-22,148	368	0.31



Commitment of Traders

Data as of 2023-07-25, Options & Futures combined

PA - Palladium



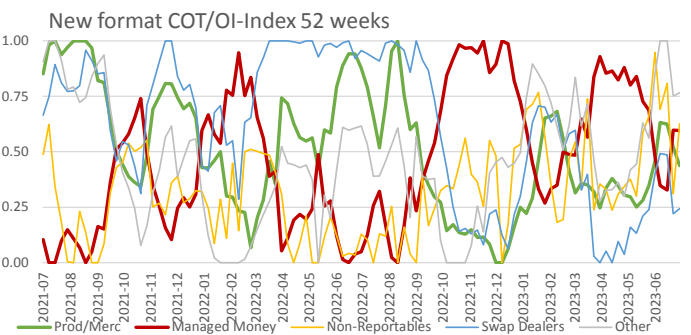
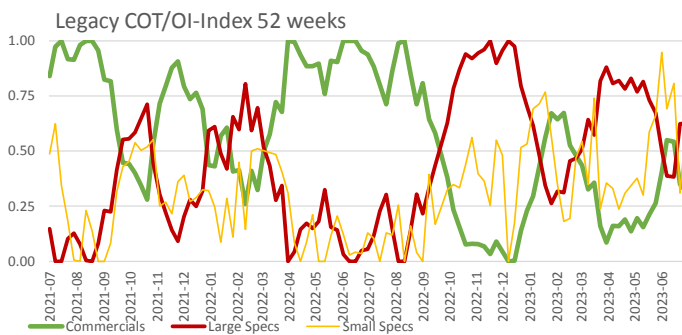
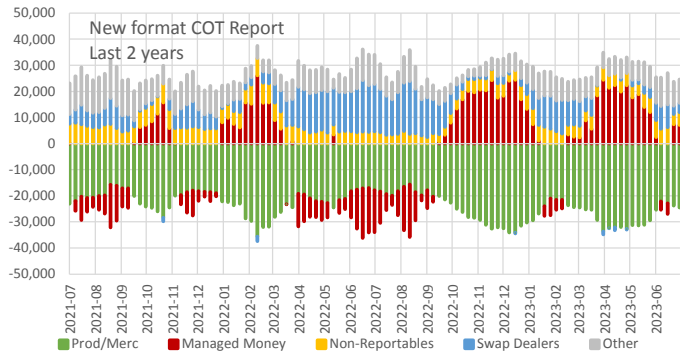
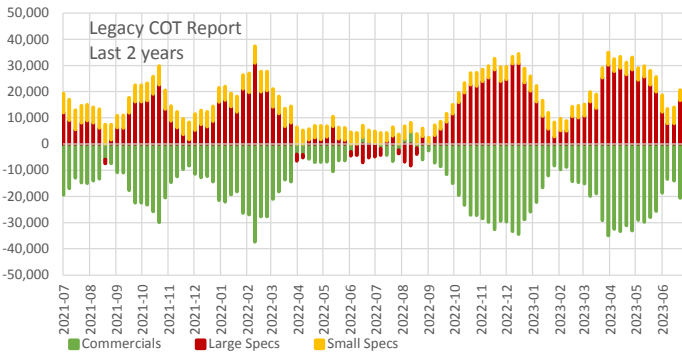
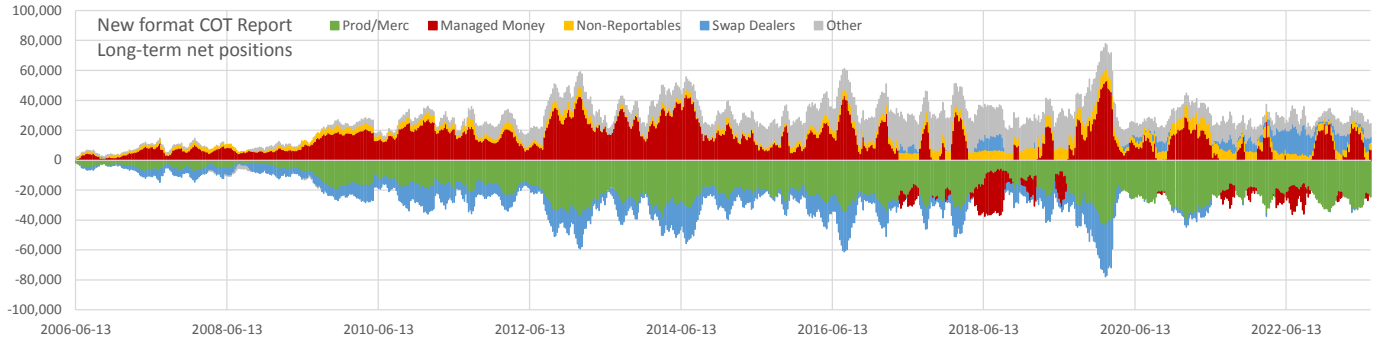
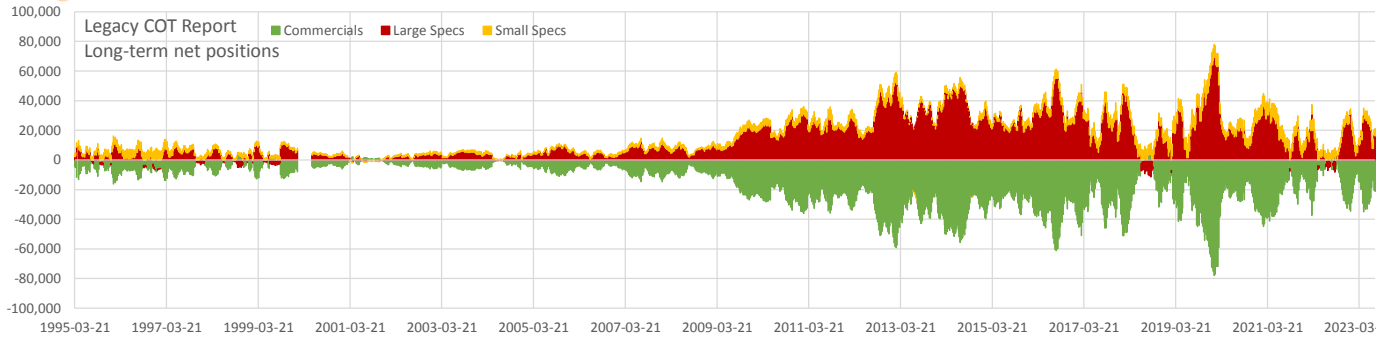
Net positions	Current	all time			2 years		
		min	max	Percentile	min	max	Percentile
Open Interest	16,990	1,122	52,809	0.55	5,877	16,990	1.00
Commercials	8,957	-30,209	8,957	1.00	-1,924	8,957	1.00
Large Specs	-8,434	-8,434	28,497	0.00	-8,434	1,454	0.00
Small Specs	-524	-864	3,759	0.02	-694	975	0.05
Prod/Merc	2,090	-23,937	2,695	0.99	-3,744	2,695	0.94
Managed Money	-7,820	-7,892	27,471	0.00	-7,892	2,944	0.00
Non-Reportables	-524	-779	3,413	0.01	-694	975	0.05
Swap Dealers	6,867	-11,860	6,867	1.00	1,123	6,867	1.00
Other	-614	-3,715	4,841	0.26	-2,051	-254	0.80



Commitment of Traders

Data as of 2023-07-25, Options & Futures combined

PL - Platinum



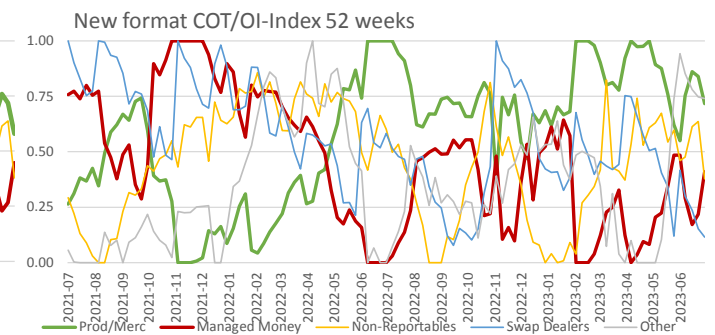
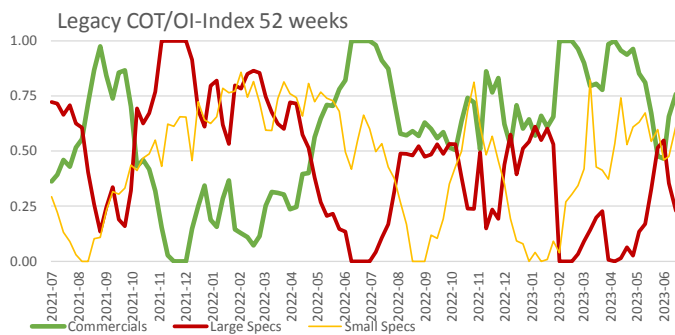
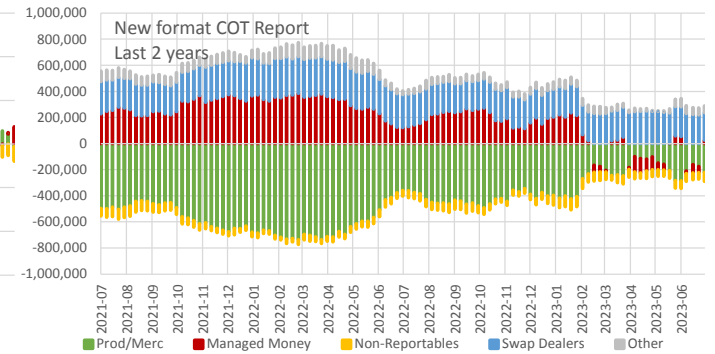
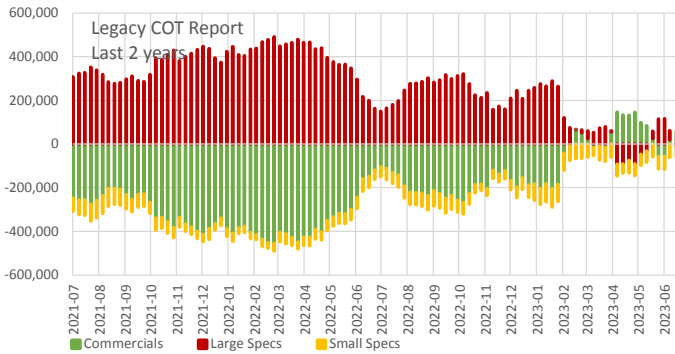
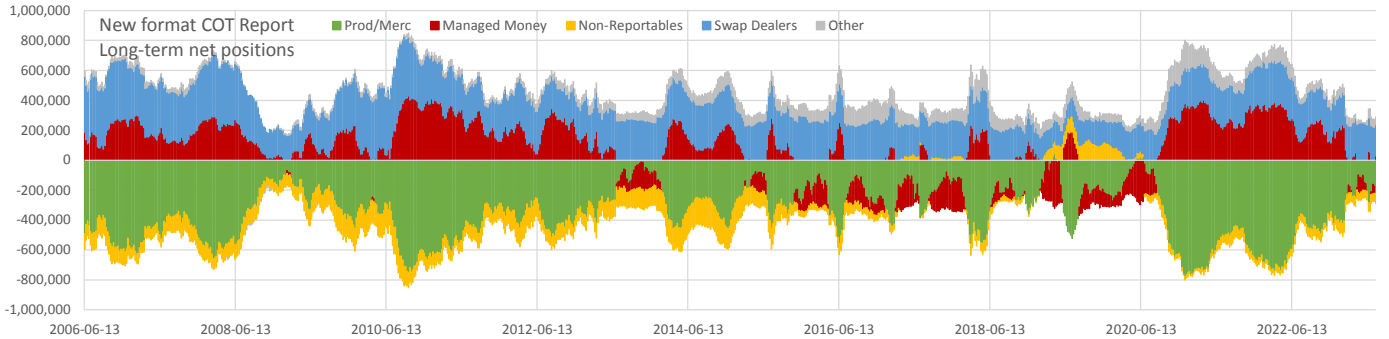
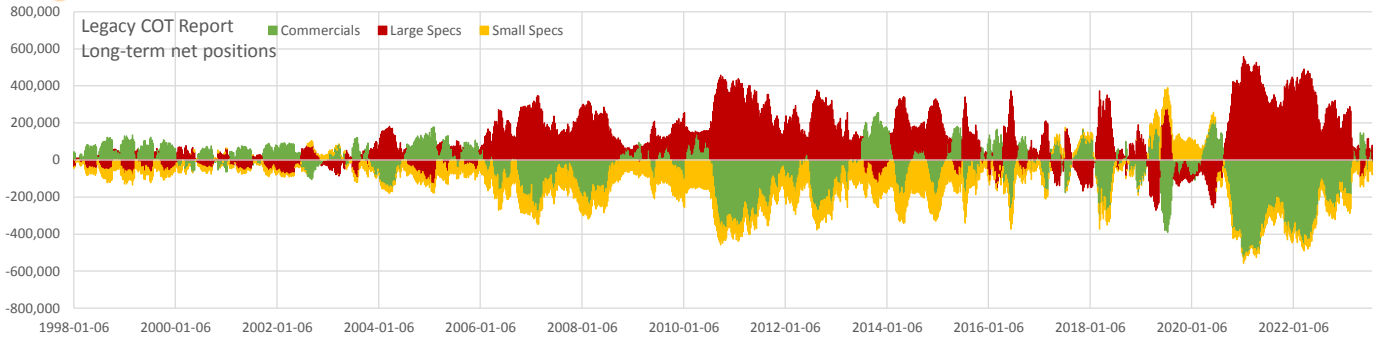
Net positions	Current	all time			2 years		
		min	max	Percentile	min	max	Percentile
Open Interest	68,622	4,924	108,811	0.77	53,160	85,441	0.54
Commercials	-21,086	-77,941	5,248	0.37	-37,443	4,601	0.33
Large Specs	16,124	-11,540	69,306	0.61	-8,246	30,865	0.67
Small Specs	4,963	-786	9,924	0.78	2,402	7,954	0.49
Prod/Merc	-24,575	-43,517	-1,655	0.30	-35,633	-15,590	0.39
Managed Money	7,030	-30,325	53,063	0.33	-20,296	26,076	0.61
Non-Reportables	4,963	-437	9,924	0.68	2,402	7,954	0.49
Swap Dealers	3,489	-34,885	20,191	0.87	-1,810	20,191	0.30
Other	9,094	-2,571	24,904	0.54	2,511	15,109	0.66



Commitment of Traders

Data as of 2023-07-25, Options & Futures combined

ZC - Corn



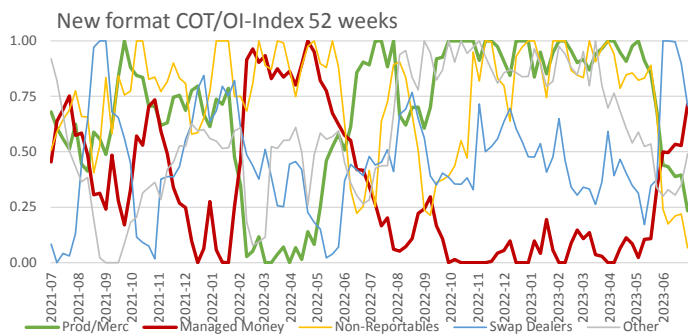
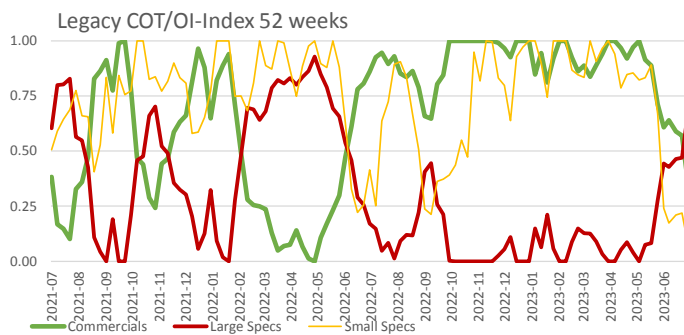
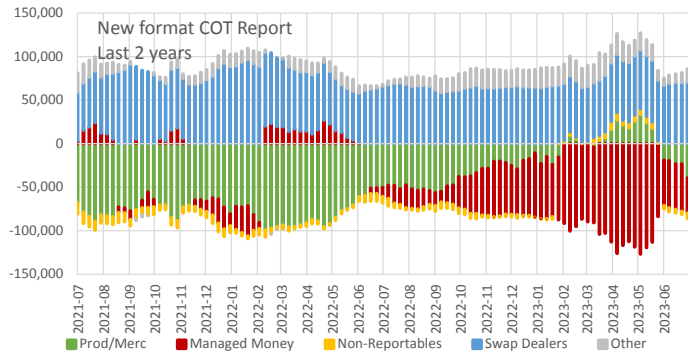
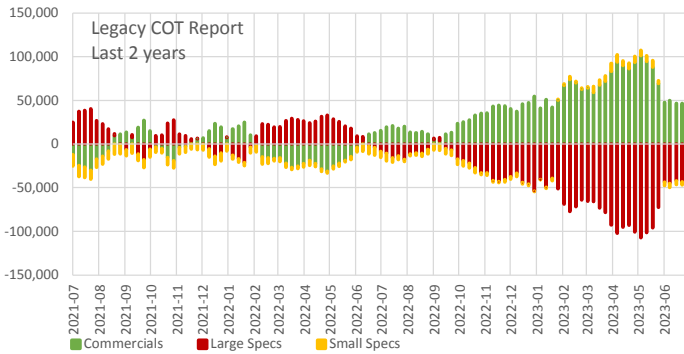
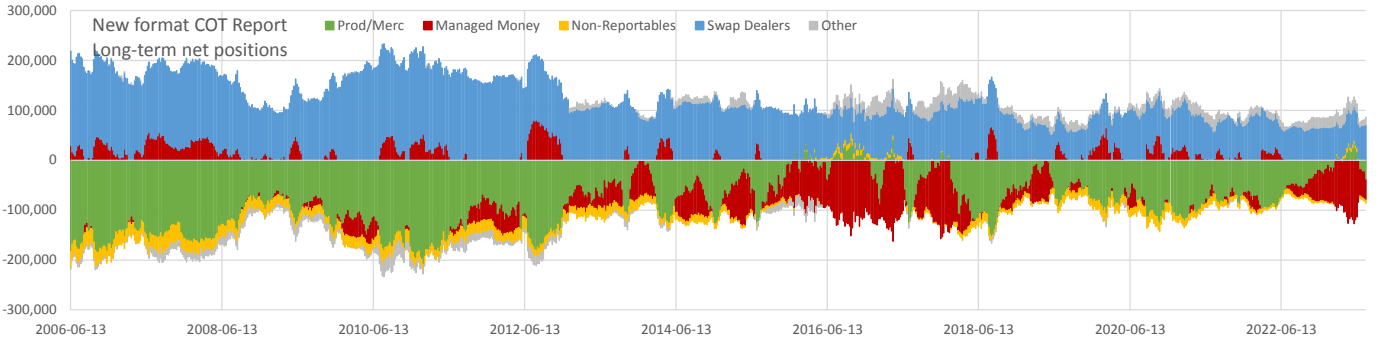
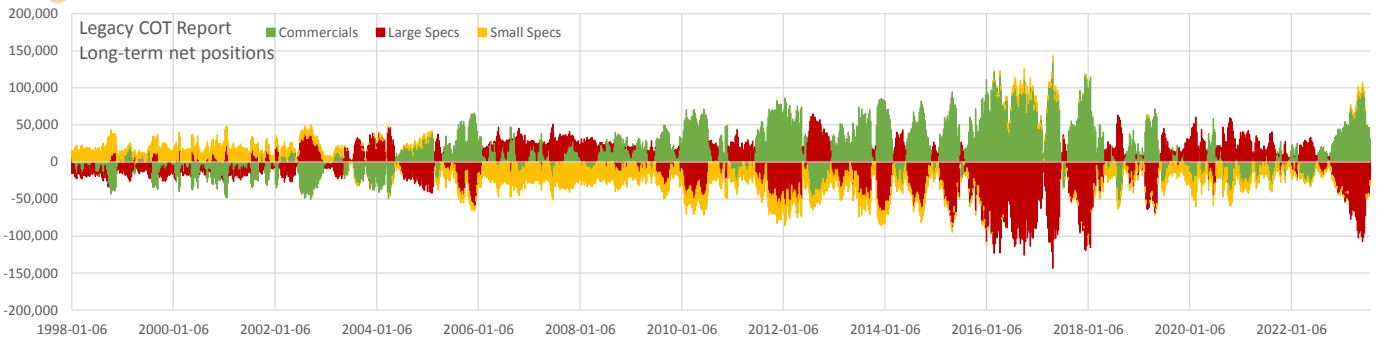
Net positions	Current	all time			2 years		
		min	max	Percentile	min	max	Percentile
Open Interest	1,746,270	375,156	2,708,872	0.56	1,423,239	2,363,241	0.27
Commercials	-11,803	-531,098	255,612	0.52	-454,778	146,002	0.84
Large Specs	79,140	-270,560	557,581	0.51	-92,461	491,135	0.17
Small Specs	-67,336	-204,765	140,125	0.40	-86,885	-22,515	0.14
Prod/Merc	-221,745	-774,381	47,097	0.73	-737,088	-99,053	0.86
Managed Money	26,603	-322,215	429,189	0.31	-118,146	384,101	0.15
Non-Reportables	-67,336	-204,765	140,125	0.55	-86,885	-22,515	0.14
Swap Dealers	209,941	77,527	442,696	0.19	209,941	301,888	0.00
Other	52,537	-10,986	193,854	0.52	4,848	113,023	0.38



Commitment of Traders

Data as of 2023-07-25, Options & Futures combined

ZW - Wheat



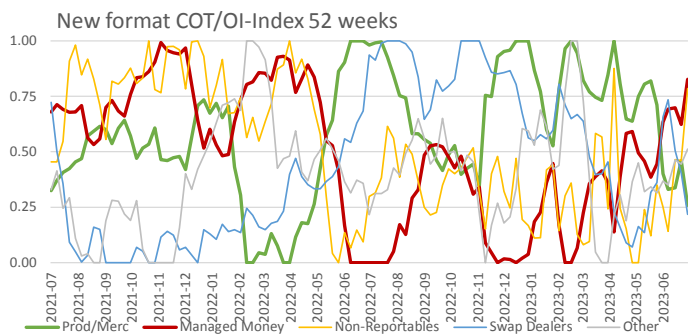
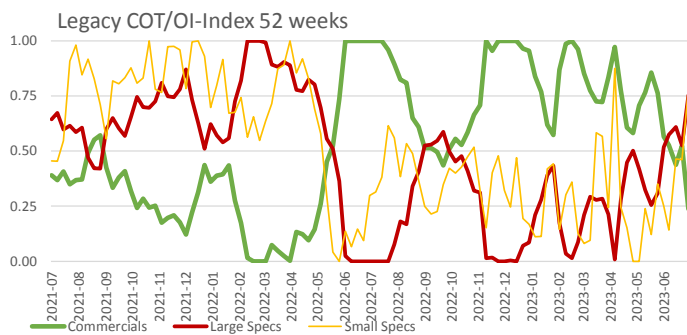
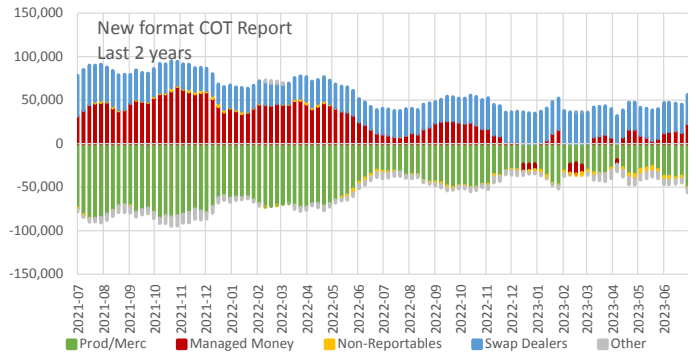
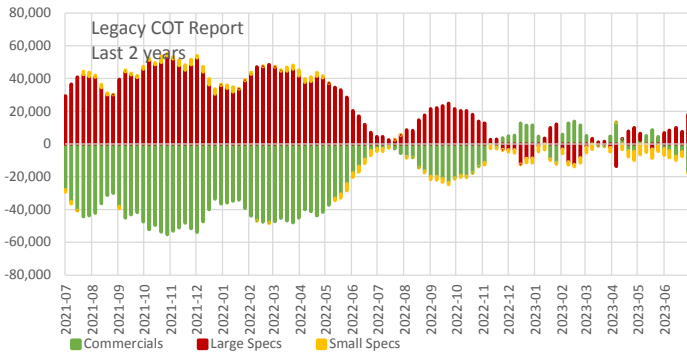
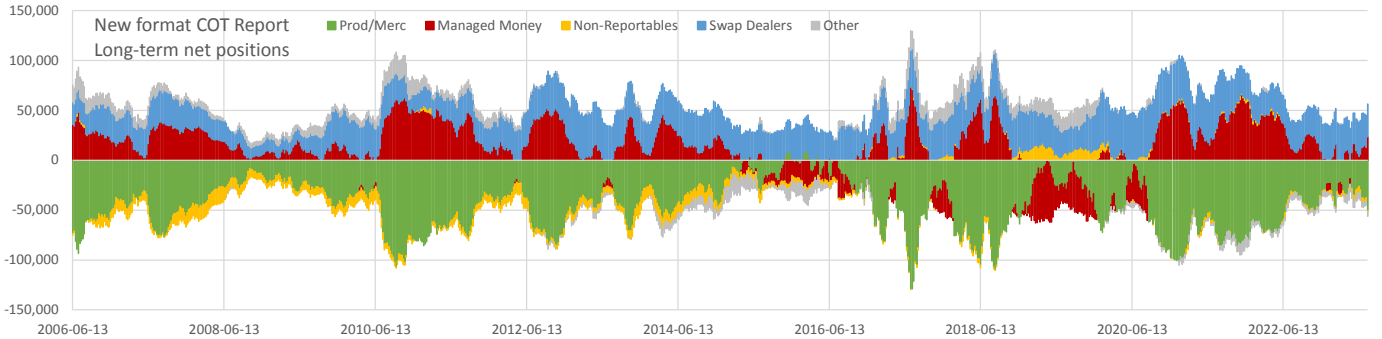
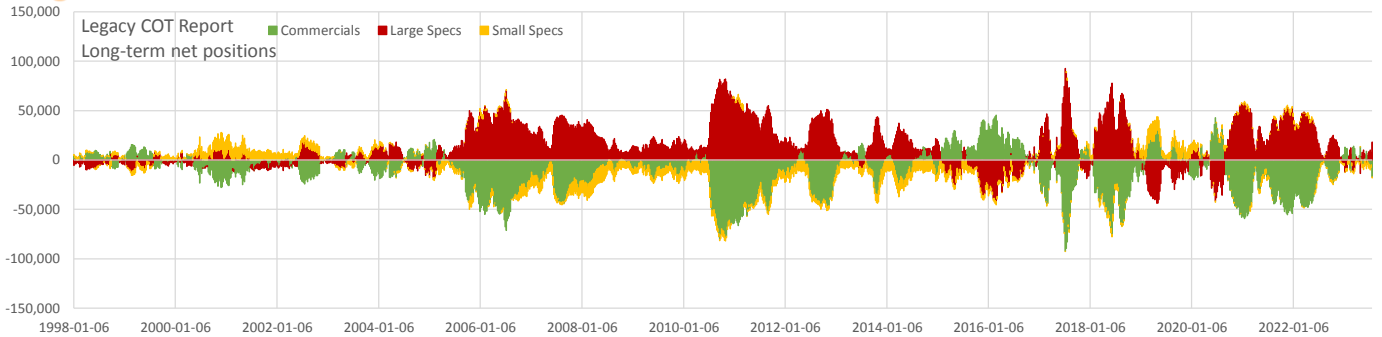
Net positions	Current	all time			2 years		
		min	max	Percentile	min	max	Percentile
Open Interest	401,562	105,995	722,923	0.34	359,506	586,045	0.16
Commercials	31,419	-52,983	134,092	0.69	-31,252	101,024	0.65
Large Specs	-25,077	-143,292	64,792	0.26	-107,489	40,473	0.34
Small Specs	-6,343	-41,108	34,096	0.54	-12,997	9,171	0.34
Prod/Merc	-39,446	-208,359	41,103	0.80	-99,142	33,388	0.62
Managed Money	-40,332	-162,327	80,827	0.28	-126,998	26,586	0.35
Non-Reportables	-6,343	-41,108	14,608	0.74	-12,997	9,171	0.34
Swap Dealers	70,866	51,025	197,713	0.15	54,195	96,188	0.77
Other	15,256	-29,982	39,774	0.81	-2,802	31,035	0.60



Commitment of Traders

Data as of 2023-07-25, Options & Futures combined

KE - Wheat (Kansas)



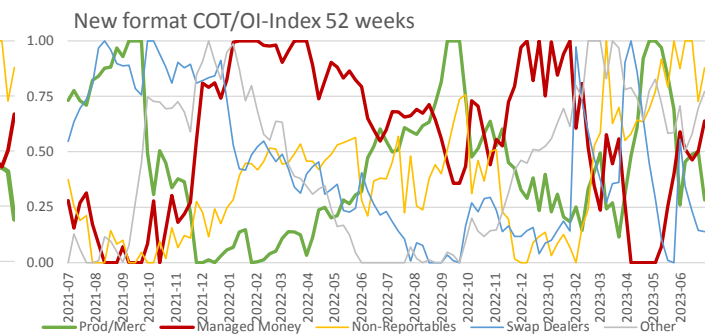
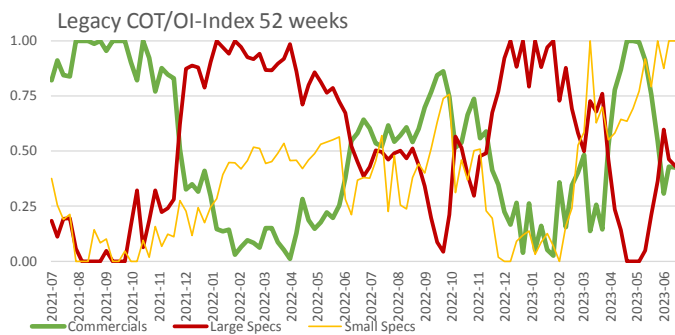
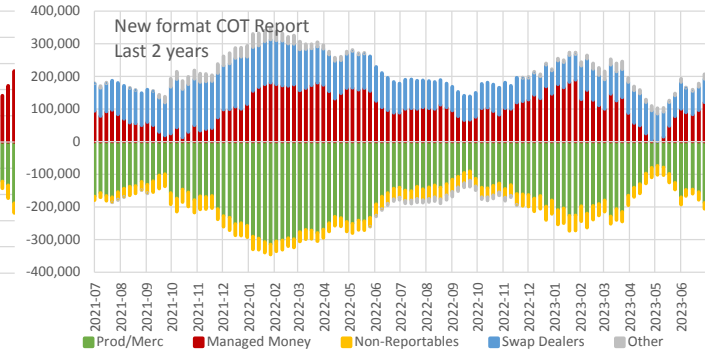
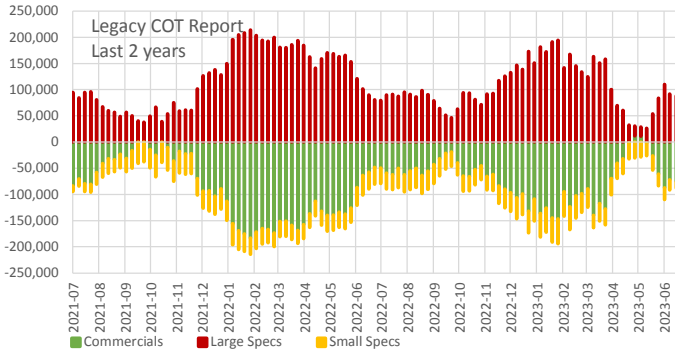
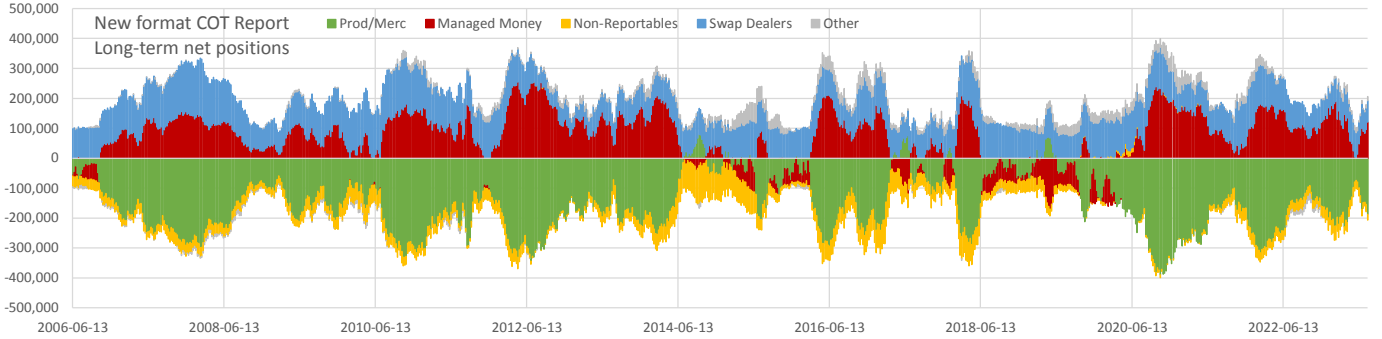
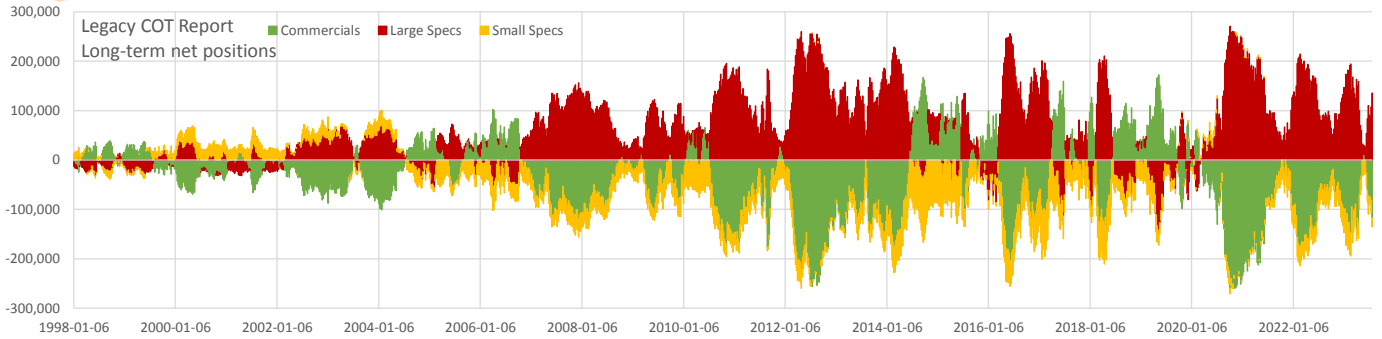
Net positions	Current	all time			2 years		
		min	max	Percentile	min	max	Percentile
Open Interest	202,754	46,077	368,000	0.71	154,278	285,026	0.50
Commercials	-17,320	-92,240	45,419	0.32	-55,368	13,858	0.54
Large Specs	18,240	-43,797	92,510	0.65	-13,599	53,792	0.46
Small Specs	-921	-17,124	17,751	0.54	-6,424	3,871	0.46
Prod/Merc	-50,401	-129,417	9,106	0.39	-85,848	-18,336	0.48
Managed Money	23,145	-58,866	73,111	0.63	-12,732	65,609	0.46
Non-Reportables	-921	-17,124	17,057	0.69	-6,424	3,871	0.46
Swap Dealers	33,081	9,952	52,280	0.59	21,770	46,528	0.63
Other	-4,904	-19,332	24,239	0.16	-11,989	3,087	0.45



Commitment of Traders

Data as of 2023-07-25, Options & Futures combined

ZS - Soybeans



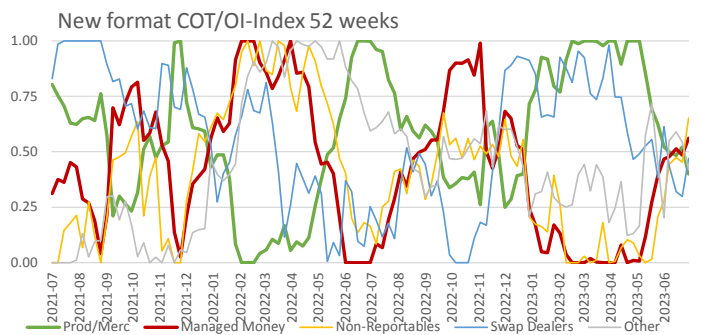
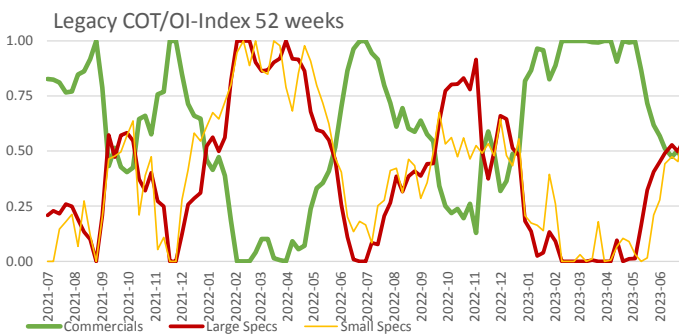
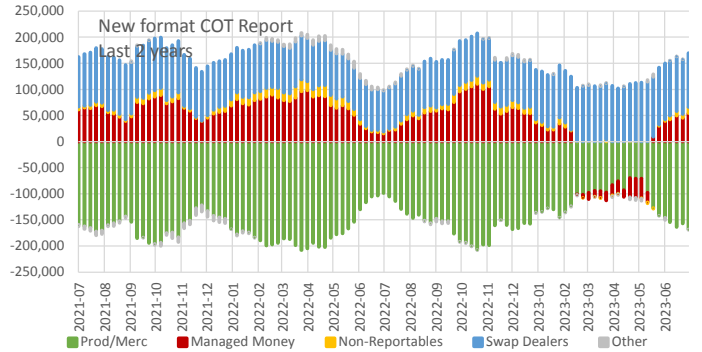
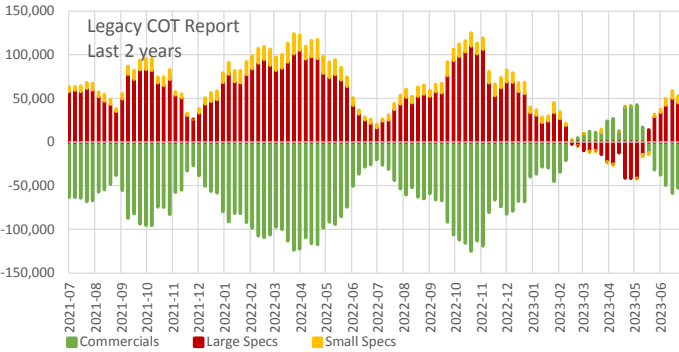
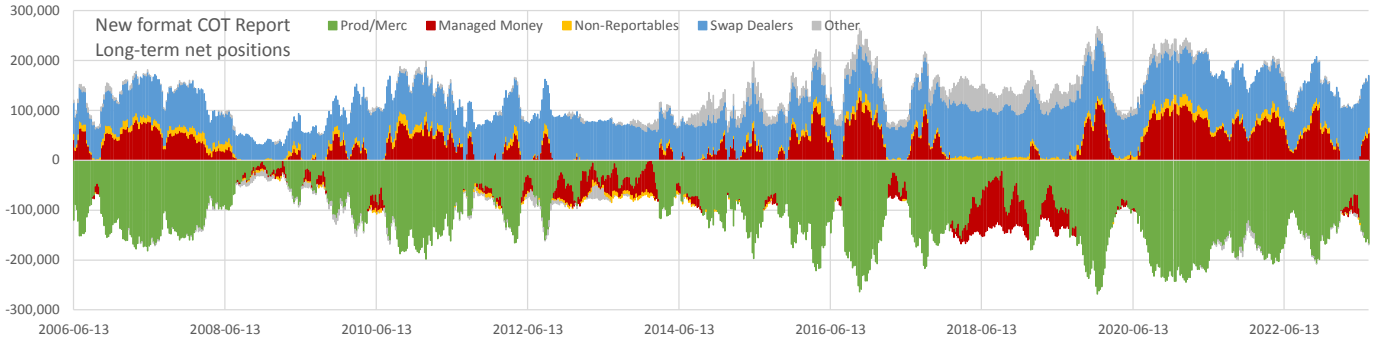
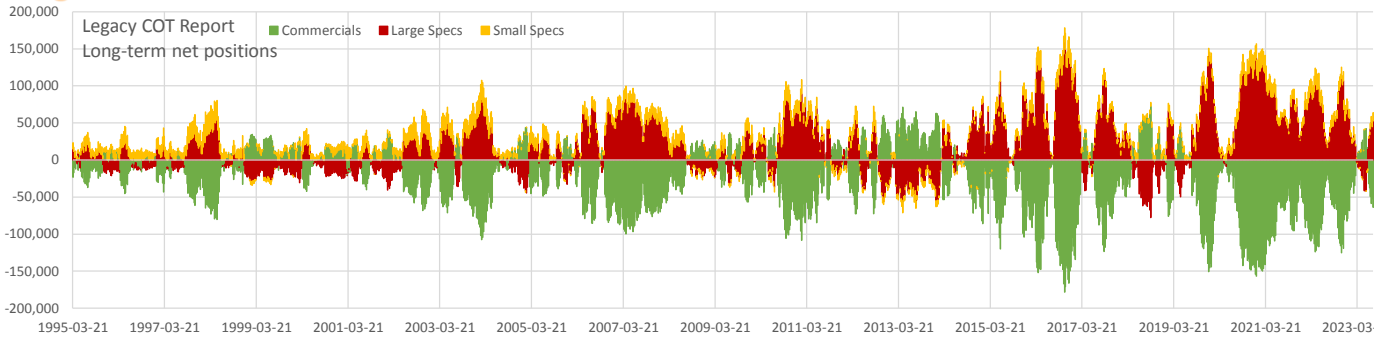
Net positions	Current	all time			2 years		
		min	max	Percentile	min	max	Percentile
Open Interest	859,676	158,430	1,355,785	0.70	669,123	1,124,836	0.62
Commercials	-116,594	-259,696	172,227	0.14	-183,017	11,653	0.27
Large Specs	135,578	-148,817	270,935	0.81	17,682	214,132	0.64
Small Specs	-18,984	-131,858	39,075	0.57	-47,751	-11,584	0.95
Prod/Merc	-187,370	-389,323	79,218	0.39	-315,154	-73,825	0.38
Managed Money	120,739	-168,835	253,889	0.70	529	189,009	0.63
Non-Reportables	-18,984	-131,858	19,483	0.77	-47,751	-11,584	0.95
Swap Dealers	70,775	36,284	193,888	0.06	64,342	160,062	0.04
Other	14,839	-20,180	65,174	0.60	-20,180	41,308	0.69



Commitment of Traders

Data as of 2023-07-25, Options & Futures combined

ZL - Soybean Oil



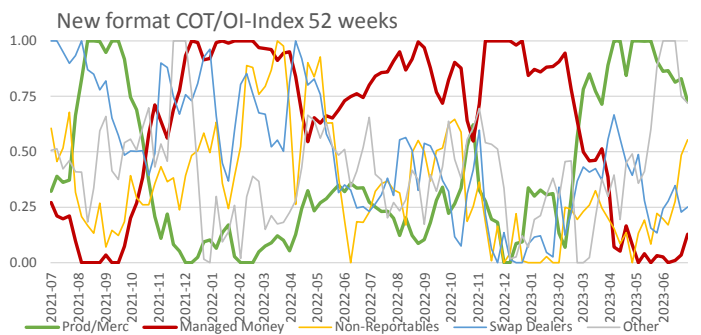
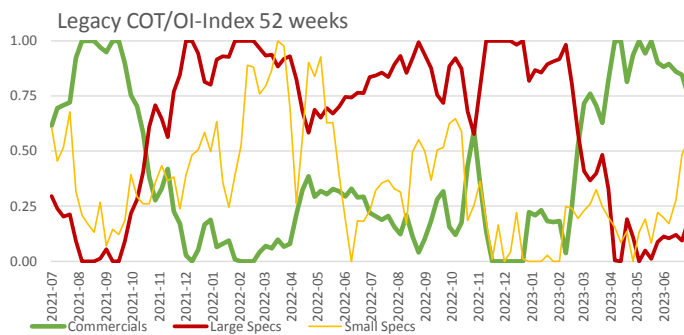
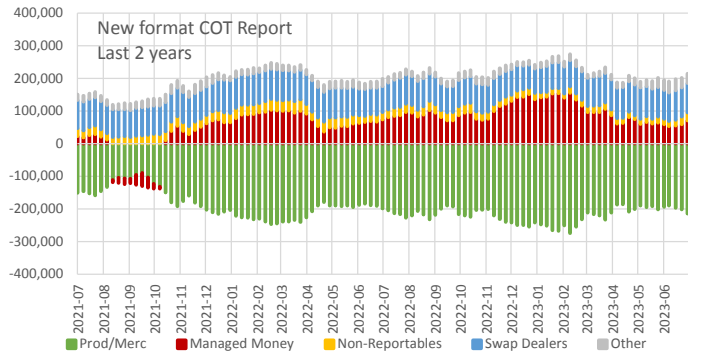
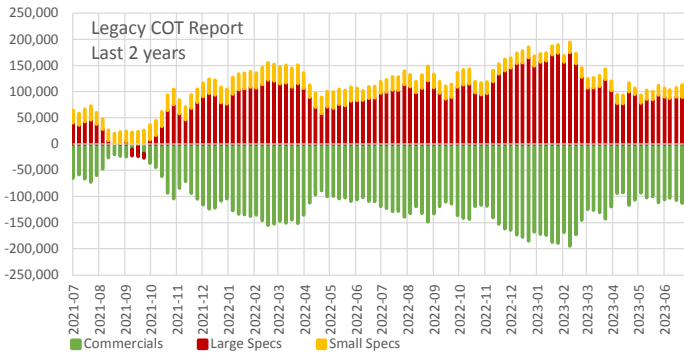
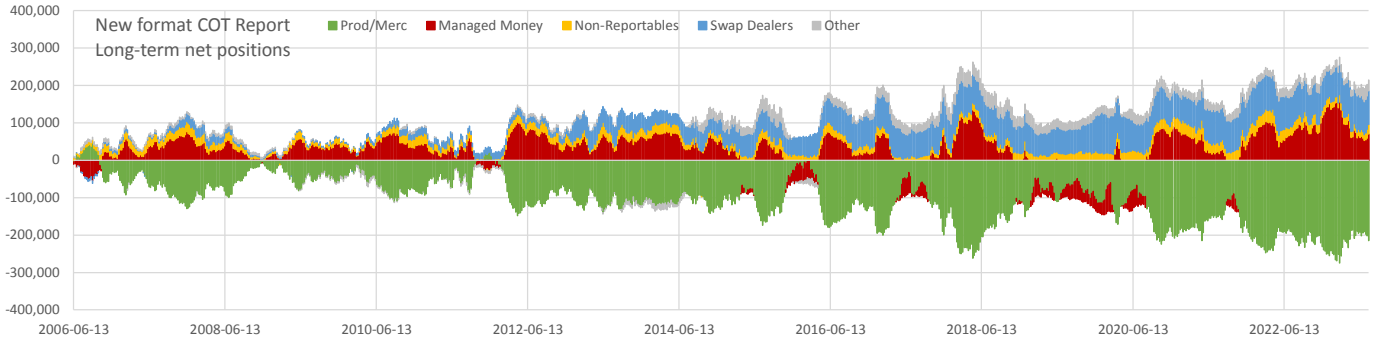
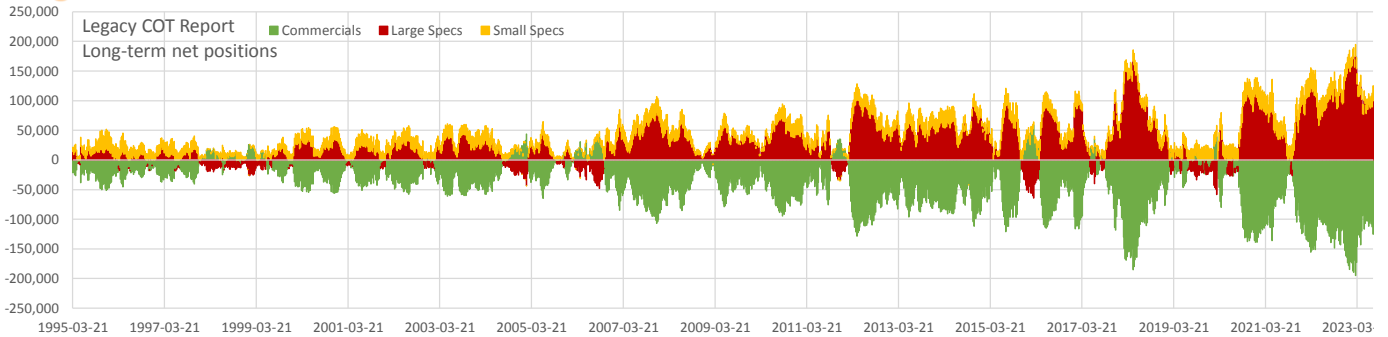
Net positions	Current	all time			2 years		
		min	max	Percentile	min	max	Percentile
Open Interest	565,754	73,065	667,461	0.96	400,221	618,592	0.91
Commercials	-64,054	-178,489	72,519	0.21	-125,029	42,493	0.48
Large Specs	52,486	-77,774	159,204	0.79	-41,852	110,069	0.48
Small Specs	11,568	-14,570	32,076	0.65	-2,452	22,666	0.67
Prod/Merc	-167,889	-268,167	-2,358	0.20	-208,219	-69,698	0.35
Managed Money	54,190	-109,950	126,543	0.73	-37,449	110,371	0.46
Non-Reportables	11,568	-14,570	25,253	0.68	-2,452	22,666	0.67
Swap Dealers	103,836	27,442	119,129	0.90	76,951	114,801	0.82
Other	-1,704	-26,032	53,141	0.23	-14,175	12,795	0.37



Commitment of Traders

Data as of 2023-07-25, Options & Futures combined

ZM - Soybean Meal



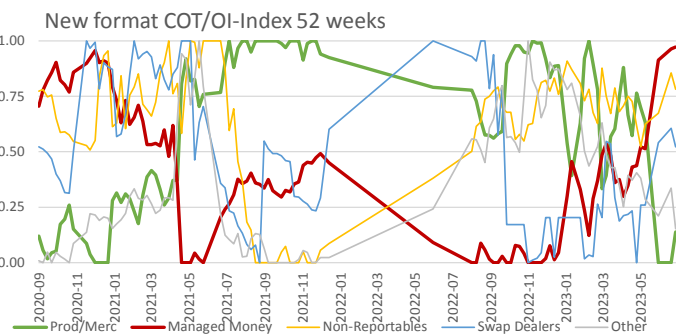
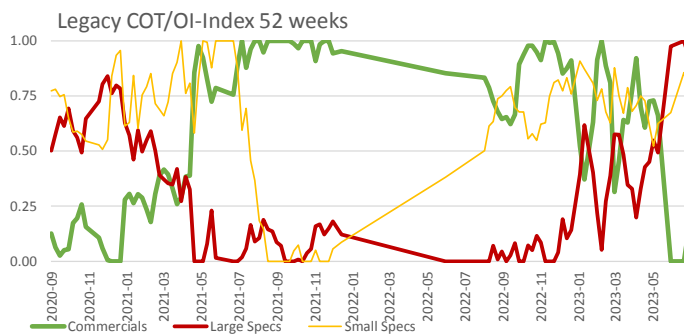
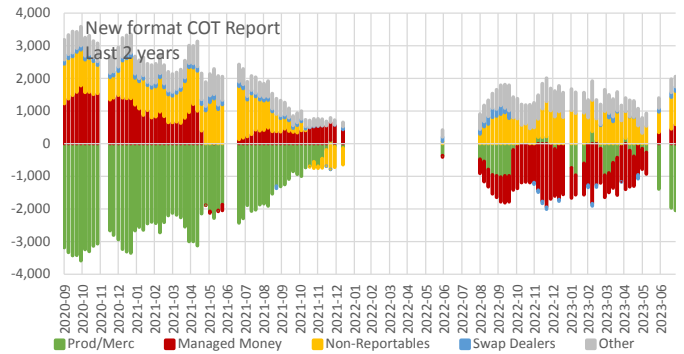
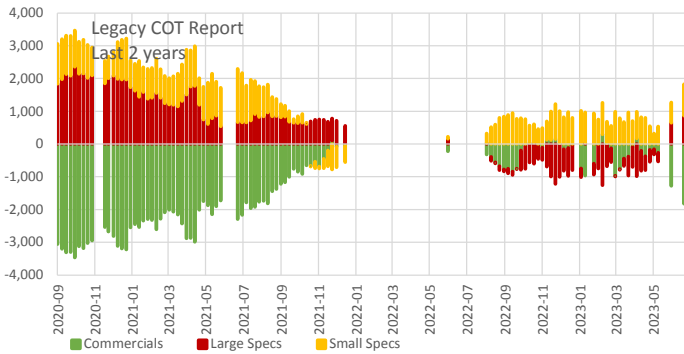
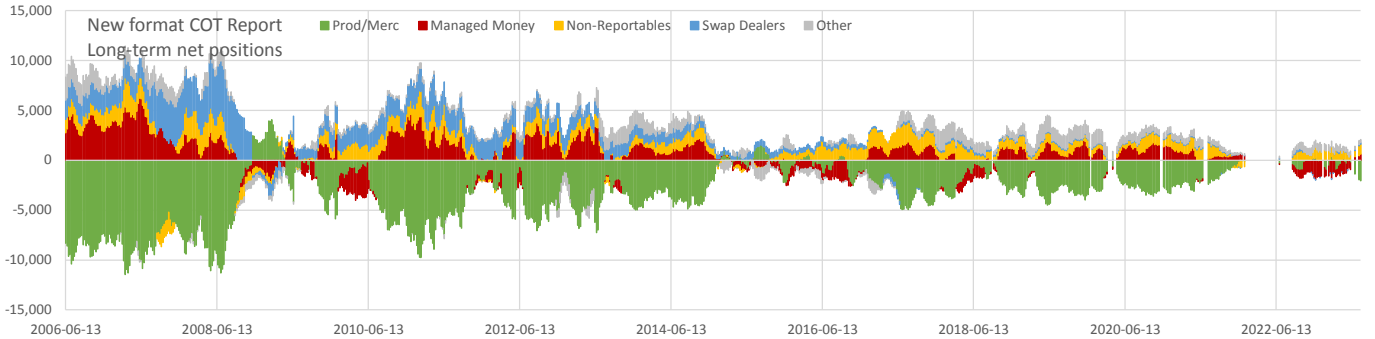
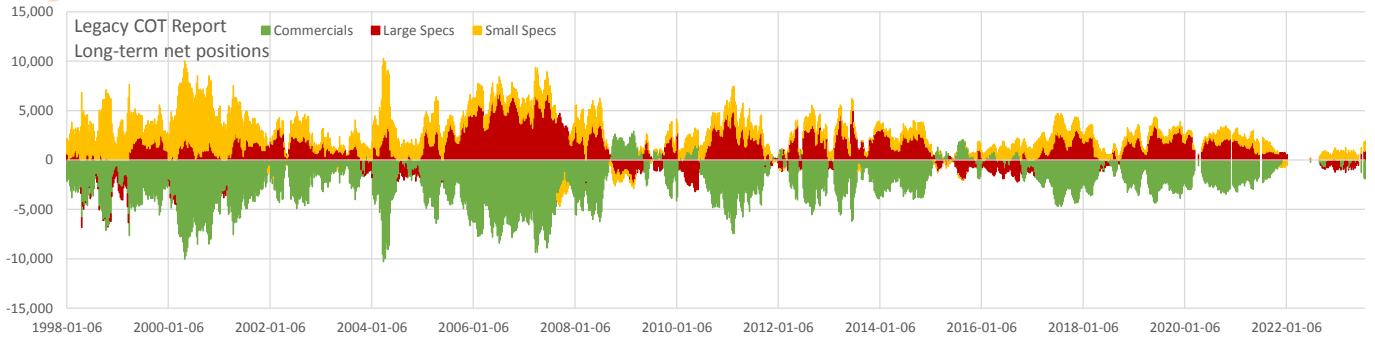
Net positions	Current	all time			2 years		
		min	max	Percentile	min	max	Percentile
Open Interest	541,425	76,187	594,016	0.97	384,278	575,837	0.96
Commercials	-124,985	-194,606	58,767	0.05	-194,606	-3,176	0.40
Large Specs	99,975	-64,094	174,900	0.94	-20,593	174,900	0.58
Small Specs	25,011	-2,485	37,050	0.89	12,173	35,803	0.56
Prod/Merc	-214,747	-274,619	45,603	0.06	-274,619	-89,996	0.40
Managed Money	70,174	-77,112	155,063	0.84	-40,324	155,063	0.44
Non-Reportables	25,011	-2,485	37,050	0.85	12,173	35,803	0.56
Swap Dealers	89,761	-7,239	108,957	0.93	70,008	100,120	0.67
Other	29,801	-16,791	44,610	0.93	10,759	35,457	0.96



Commitment of Traders

Data as of 2023-07-25, Options & Futures combined

ZO - Oats



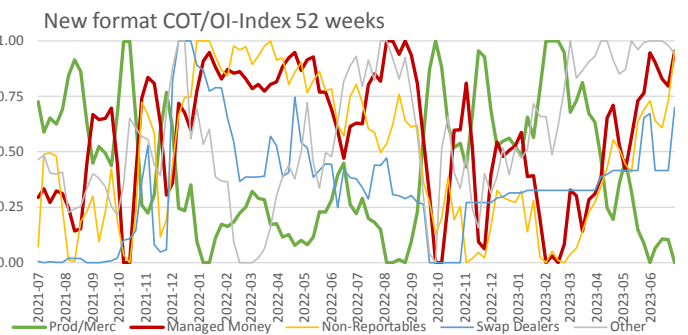
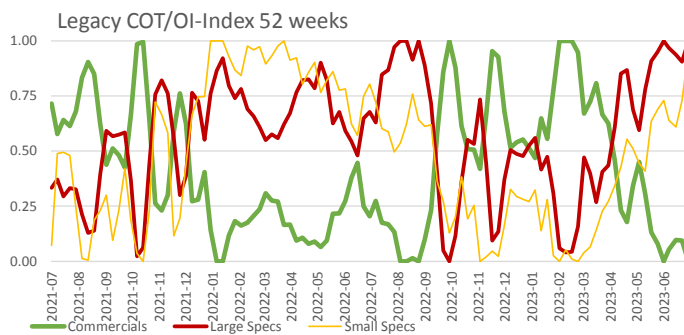
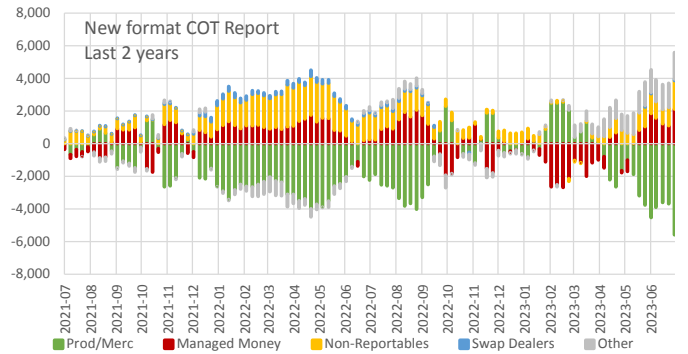
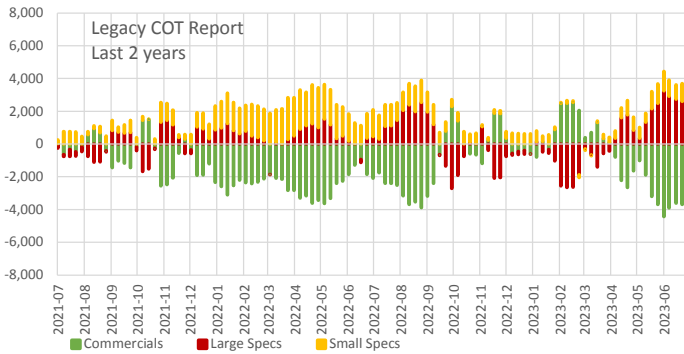
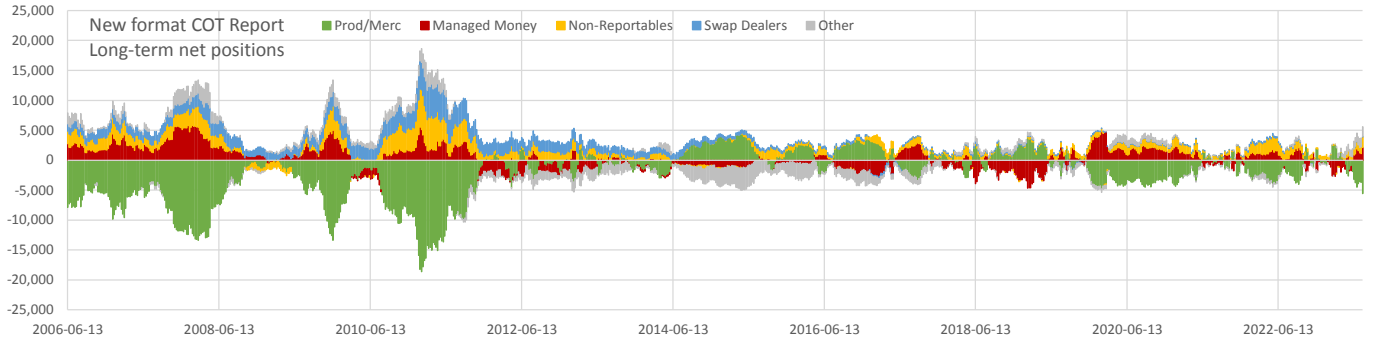
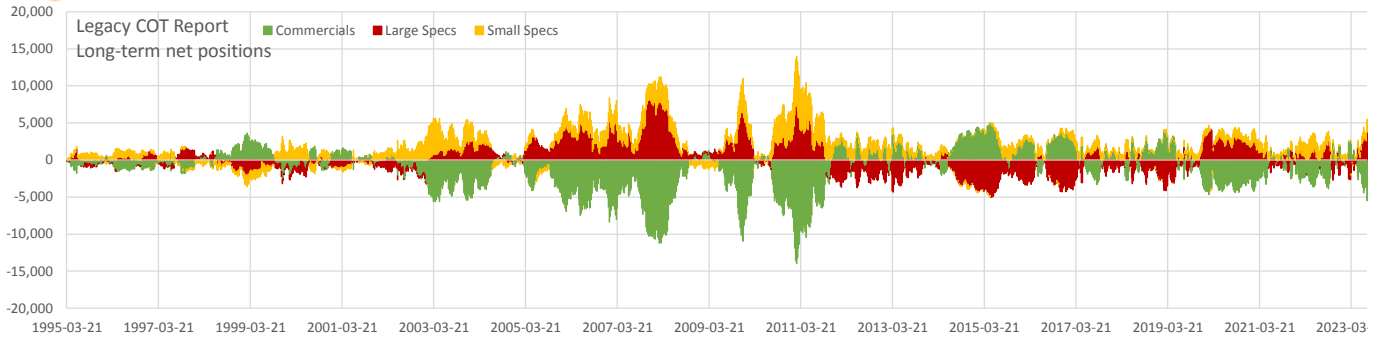
Net positions	Current	all time			2 years		
		min	max	Percentile	min	max	Percentile
Open Interest	5,280	2,777	22,859	0.10	2,777	6,406	0.83
Commercials	-1,919	-10,296	2,925	0.64	-3,466	295	0.35
Large Specs	902	-3,222	7,009	0.41	-1,257	2,361	0.67
Small Specs	1,018	-1,910	8,080	0.41	-783	1,634	0.75
Prod/Merc	-2,057	-11,444	4,069	0.63	-3,589	373	0.35
Managed Money	590	-3,326	6,213	0.45	-1,945	1,768	0.70
Non-Reportables	1,018	-1,910	3,069	0.55	-783	1,634	0.75
Swap Dealers	138	-1,266	5,217	0.22	-122	285	0.83
Other	312	-1,344	2,367	0.37	130	894	0.14



Commitment of Traders

Data as of 2023-07-25, Options & Futures combined

ZR - Rice



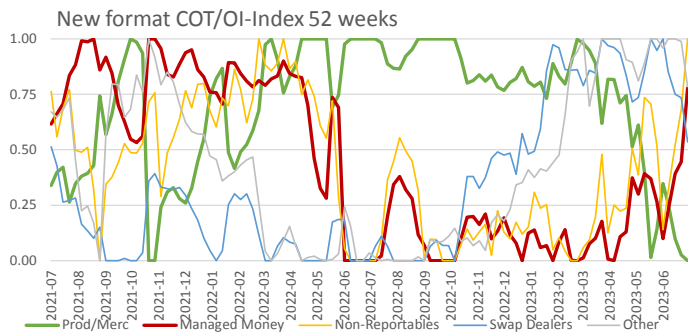
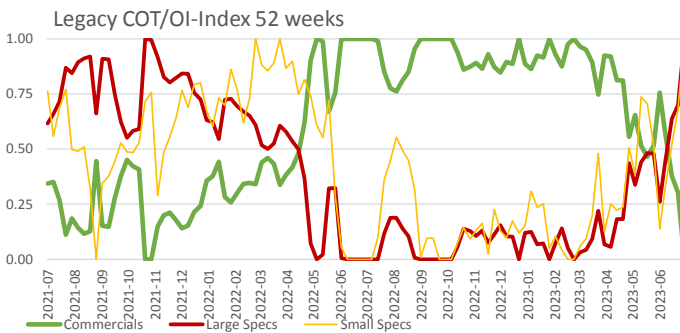
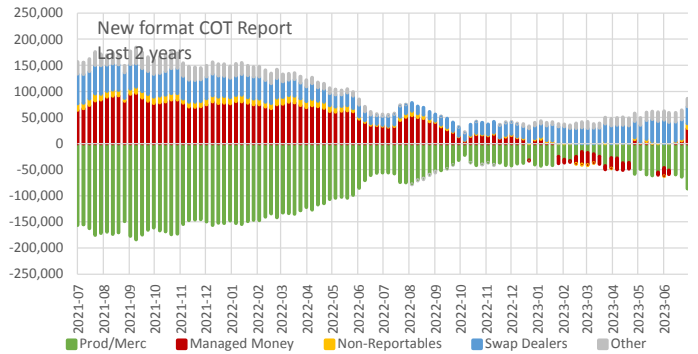
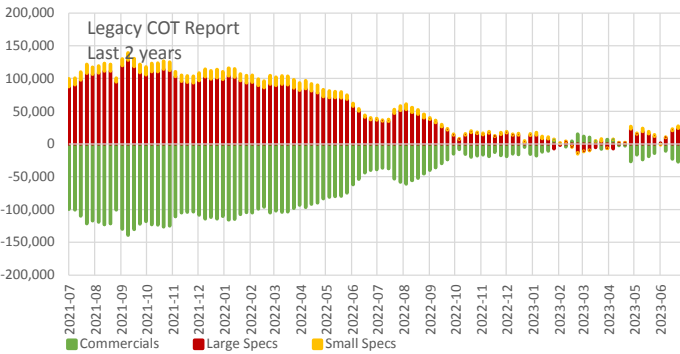
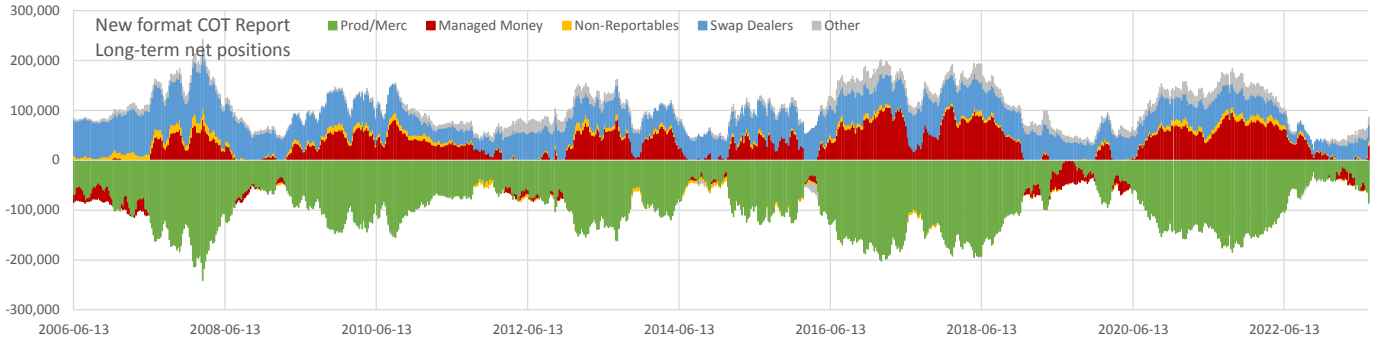
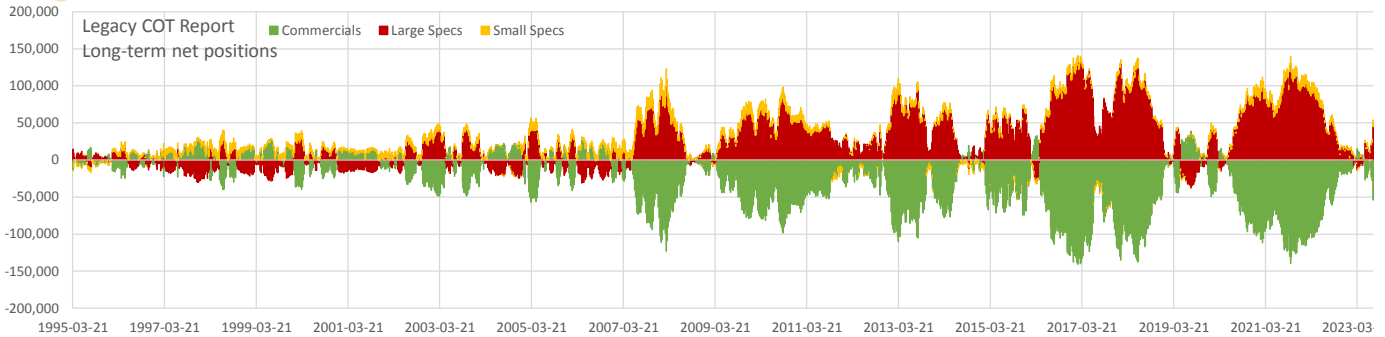
Net positions	Current	all time			2 years		
		min	max	Percentile	min	max	Percentile
Open Interest	10,991	2,444	27,772	0.64	7,629	12,651	0.89
Commercials	-5,483	-14,009	4,961	0.08	-5,483	2,552	0.00
Large Specs	3,741	-5,048	8,138	0.93	-2,717	3,741	1.00
Small Specs	1,743	-1,540	6,606	0.81	-184	2,556	0.83
Prod/Merc	-5,590	-18,636	4,307	0.17	-5,590	2,552	0.00
Managed Money	2,115	-4,684	5,805	0.83	-2,687	2,115	1.00
Non-Reportables	1,743	-1,195	6,606	0.79	-184	2,556	0.83
Swap Dealers	107	-544	5,213	0.18	-128	374	0.58
Other	1,626	-3,810	3,462	0.93	-899	1,626	1.00



Commitment of Traders

Data as of 2023-07-25, Options & Futures combined

CT - Cotton



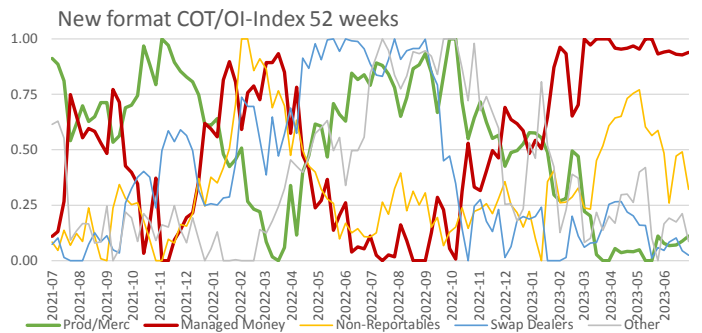
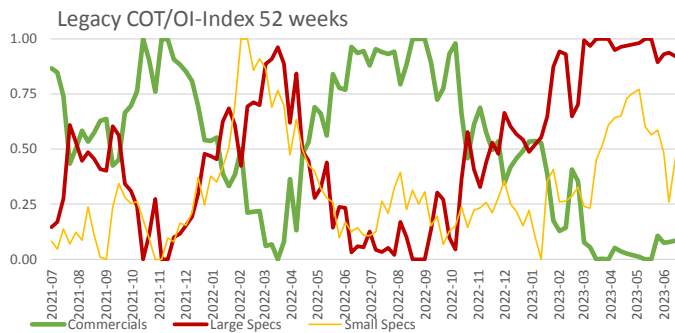
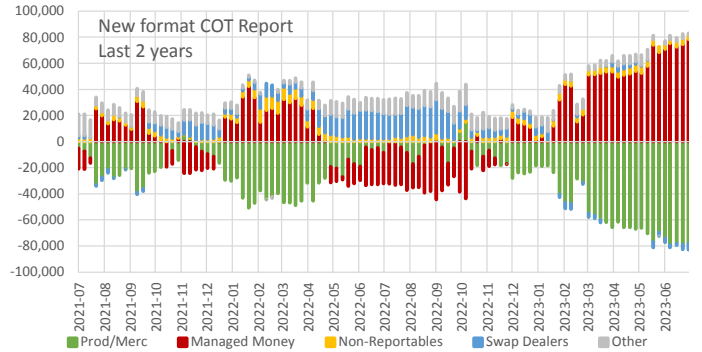
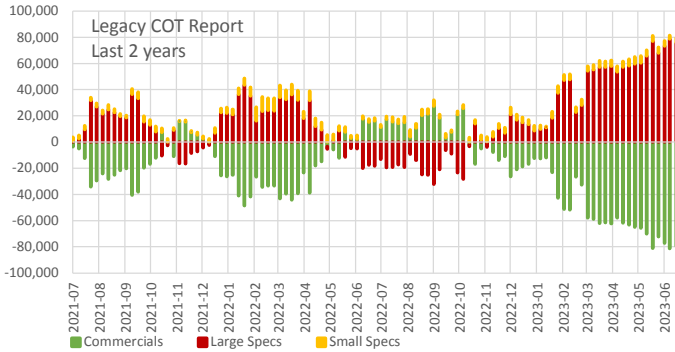
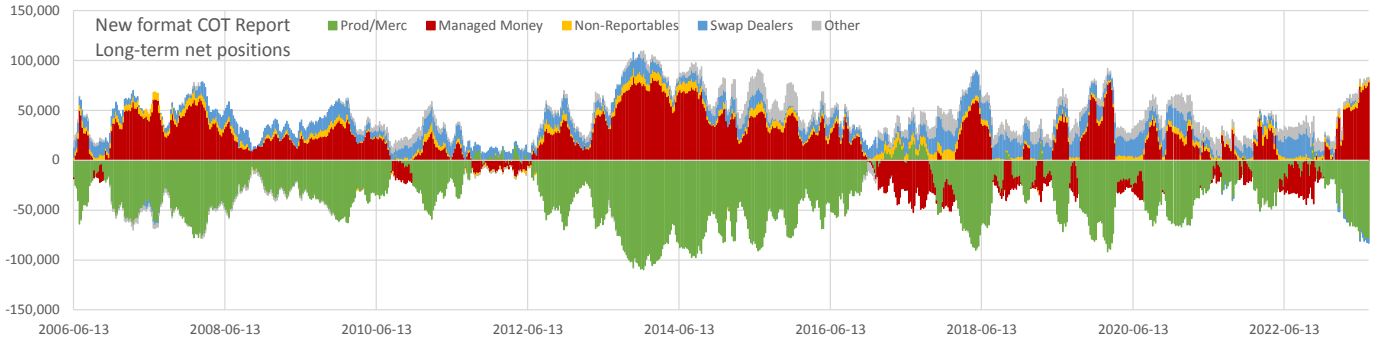
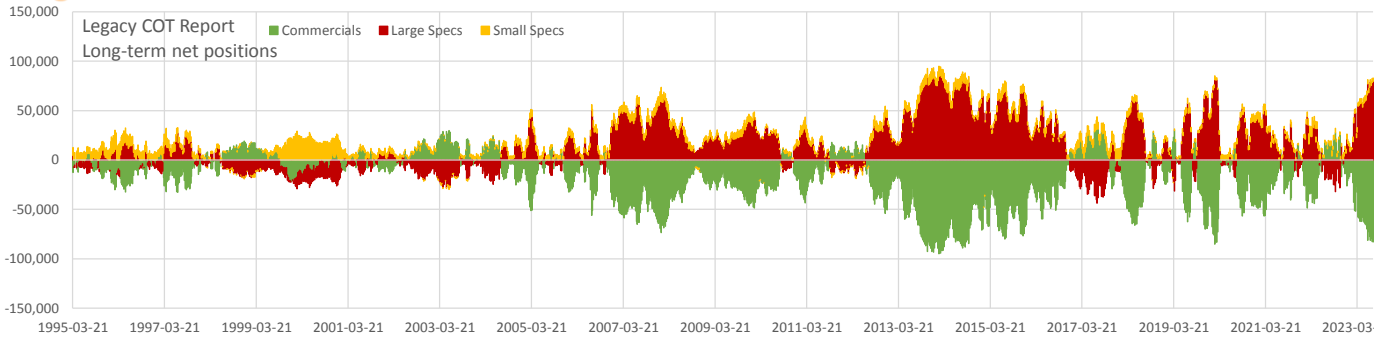
Net positions	Current	all time			2 years		
		min	max	Percentile	min	max	Percentile
Open Interest	246,110	63,308	572,626	0.60	207,230	384,086	0.25
Commercials	-53,991	-140,758	38,990	0.26	-139,287	15,292	0.50
Large Specs	45,026	-37,827	132,318	0.71	-13,367	127,919	0.47
Small Specs	8,965	-10,096	23,916	0.79	-1,924	13,562	0.56
Prod/Merc	-86,428	-241,479	919	0.58	-184,116	-15,322	0.46
Managed Money	29,284	-47,428	108,778	0.44	-24,255	96,743	0.39
Non-Reportables	8,965	-10,096	23,916	0.72	-1,924	13,562	0.56
Swap Dealers	32,438	12,659	118,380	0.12	12,659	56,907	0.53
Other	15,743	-18,203	37,352	0.73	-3,304	32,136	0.61



Commitment of Traders

Data as of 2023-07-25, Options & Futures combined

CC - Cocoa



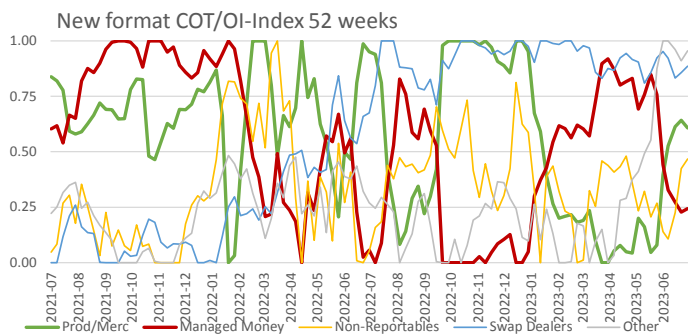
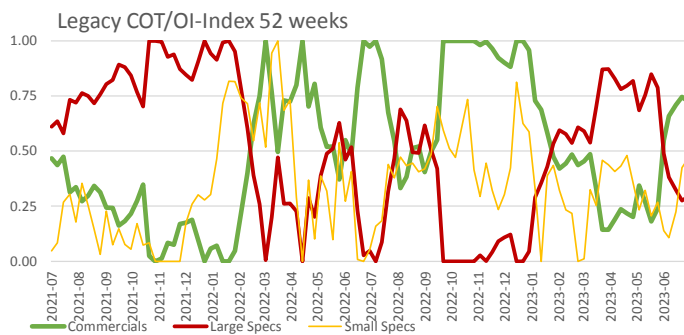
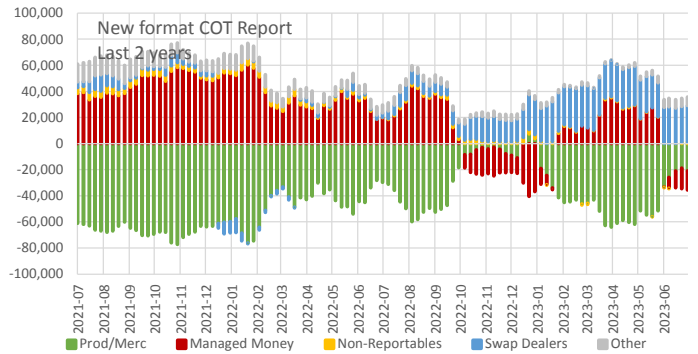
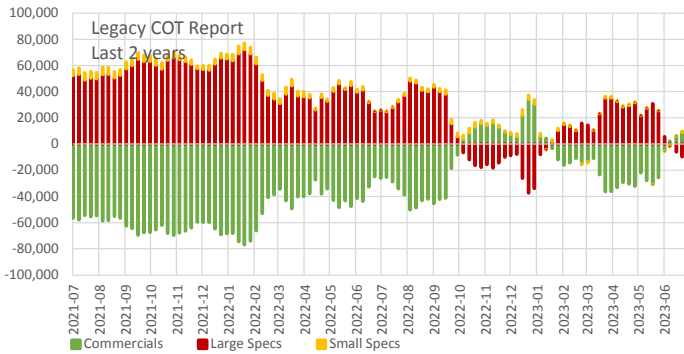
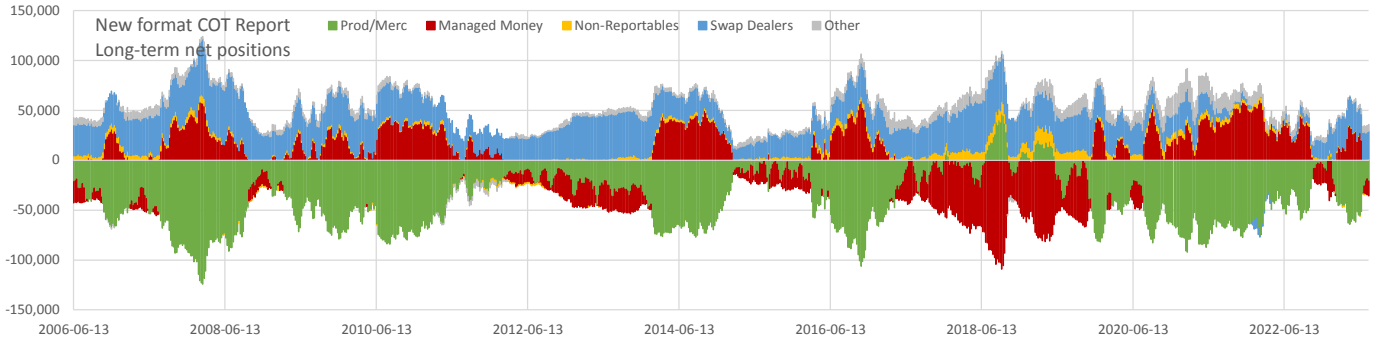
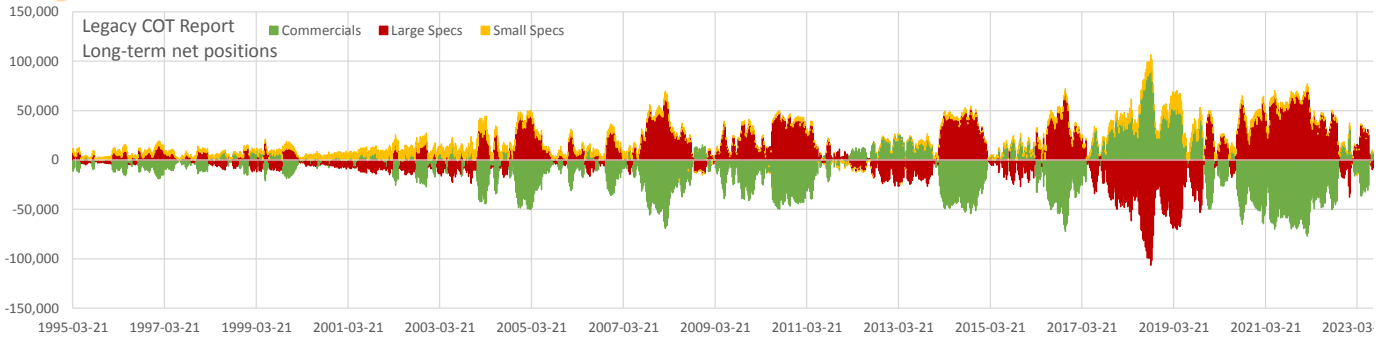
Net positions	Current	all time			2 years		
		min	max	Percentile	min	max	Percentile
Open Interest	499,097	66,266	499,097	1.00	253,830	499,097	1.00
Commercials	-82,997	-95,012	35,241	0.02	-82,997	27,476	0.00
Large Specs	79,716	-43,846	86,982	0.98	-32,129	79,716	1.00
Small Specs	3,282	-3,659	29,035	0.35	527	10,876	0.34
Prod/Merc	-78,340	-109,661	20,667	0.09	-79,128	14,989	0.01
Managed Money	78,397	-52,334	83,674	0.99	-44,435	78,397	1.00
Non-Reportables	3,282	-3,606	11,726	0.32	527	10,876	0.34
Swap Dealers	-4,658	-5,103	26,695	0.00	-4,658	25,515	0.00
Other	1,318	-9,629	23,872	0.28	-1,255	16,313	0.03



Commitment of Traders

Data as of 2023-07-25, Options & Futures combined

KC - Coffee



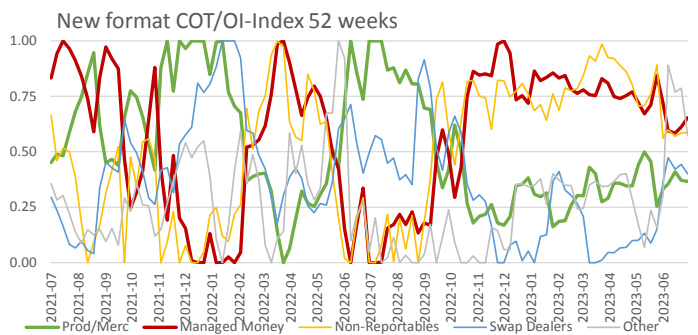
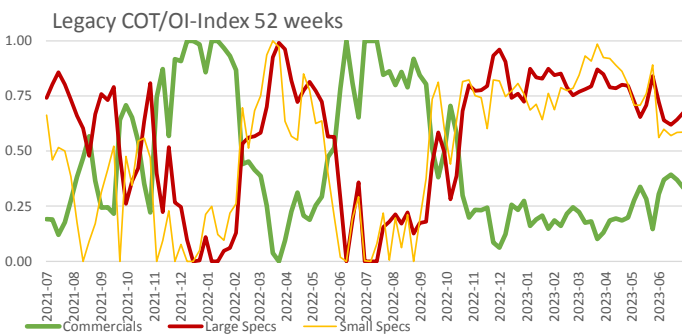
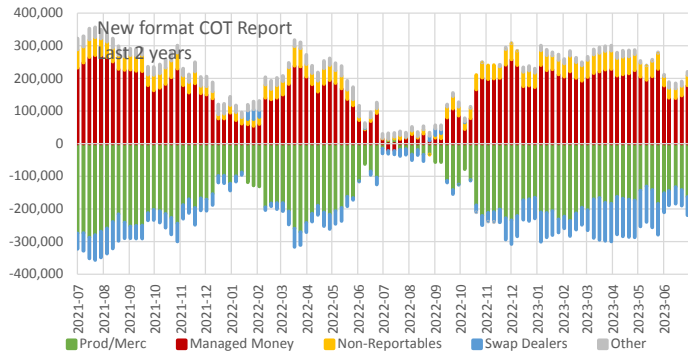
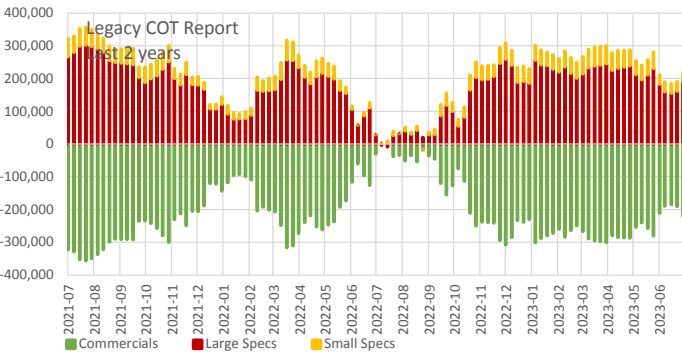
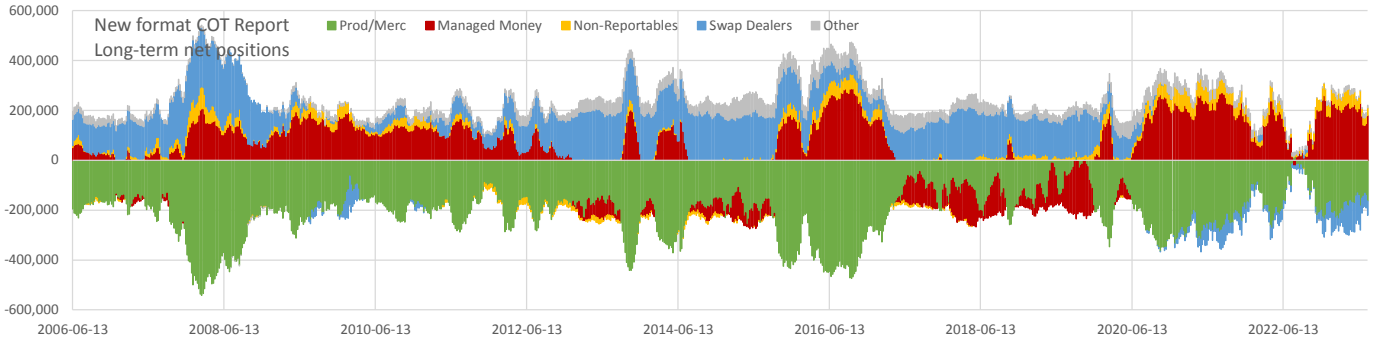
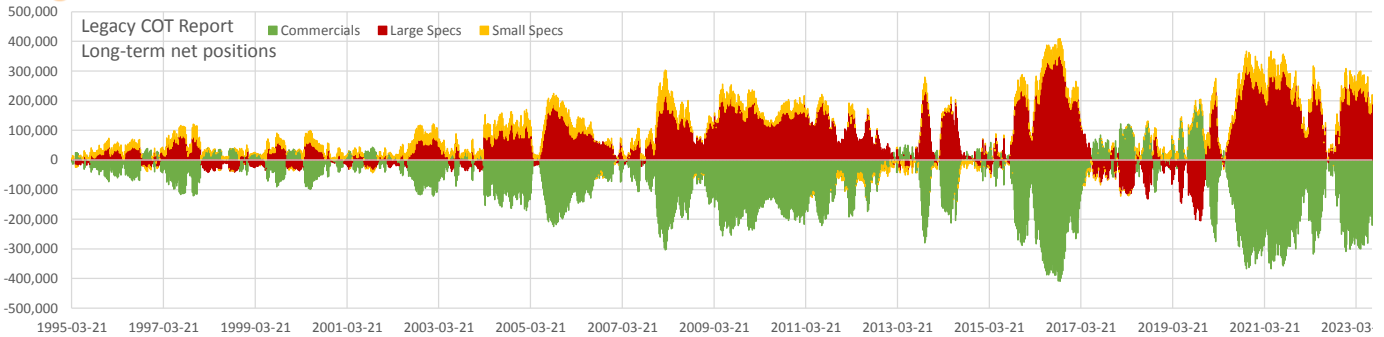
Net positions	Current	all time			2 years		
		min	max	Percentile	min	max	Percentile
Open Interest	223,412	28,745	434,125	0.70	201,717	402,088	0.03
Commercials	7,079	-76,944	93,948	0.79	-76,944	34,147	0.88
Large Specs	-8,180	-106,651	72,005	0.25	-37,467	72,005	0.11
Small Specs	1,101	-4,408	17,411	0.12	-1,013	5,691	0.23
Prod/Merc	-20,992	-124,055	46,258	0.72	-77,260	7,298	0.84
Managed Money	-14,687	-109,159	60,133	0.25	-40,480	60,133	0.09
Non-Reportables	1,101	-4,408	17,411	0.19	-1,013	5,691	0.23
Swap Dealers	28,070	-10,767	56,959	0.45	-10,767	32,444	0.86
Other	6,507	-5,252	21,857	0.65	184	15,532	0.51



Commitment of Traders

Data as of 2023-07-25, Options & Futures combined

SB - Sugar



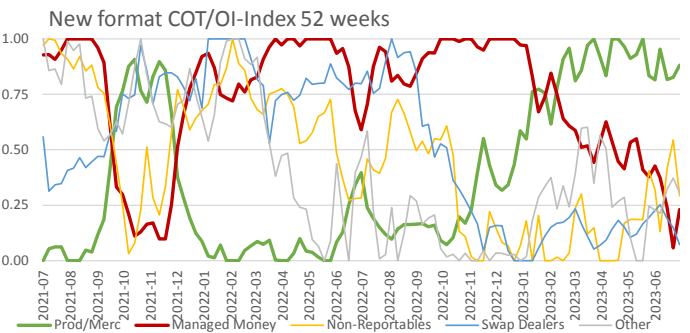
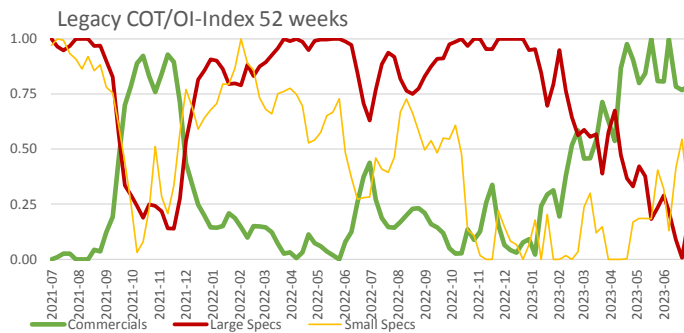
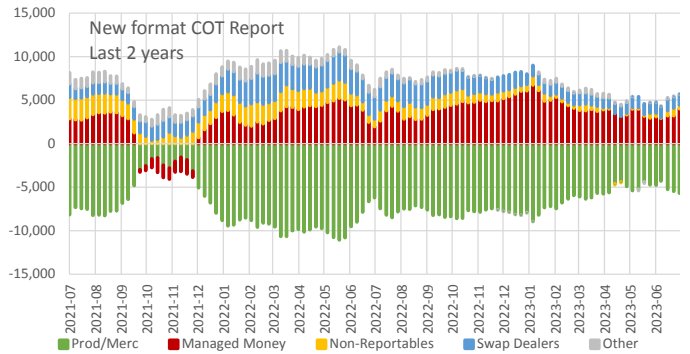
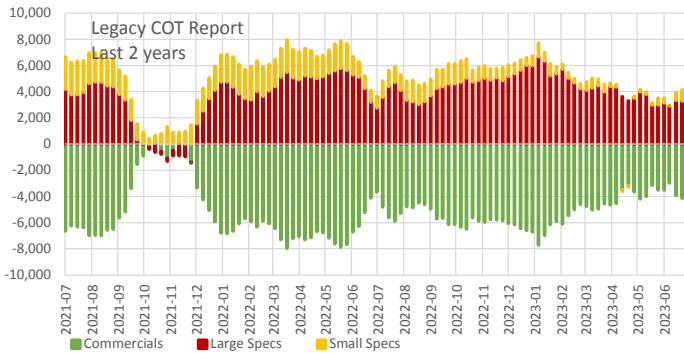
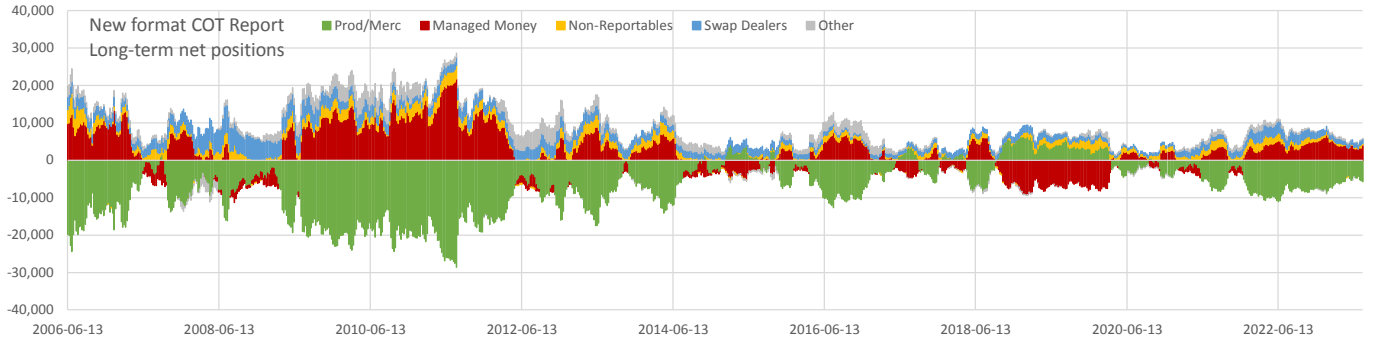
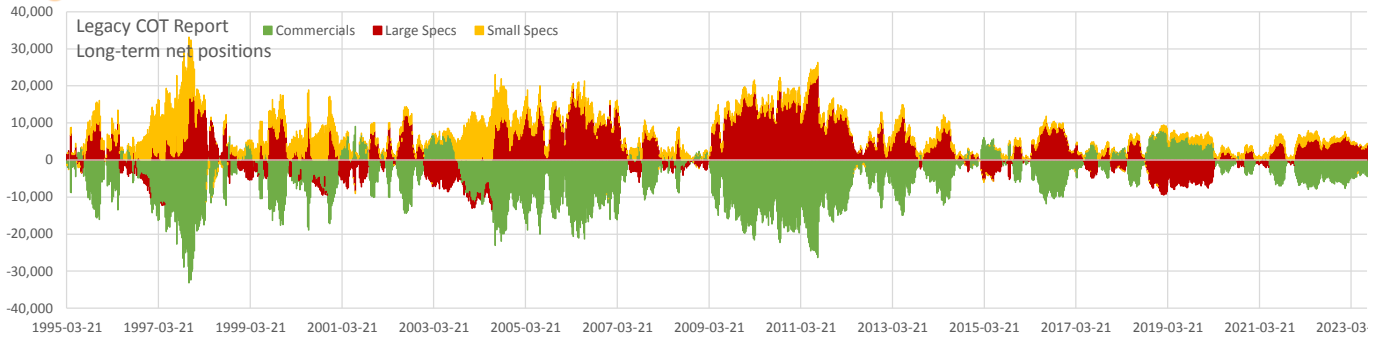
Net positions	Current	all time			2 years		
		min	max	Percentile	min	max	Percentile
Open Interest	1,138,920	130,960	1,551,567	0.86	817,174	1,305,774	0.76
Commercials	-220,475	-408,762	191,053	0.14	-356,985	3,499	0.57
Large Specs	189,231	-205,161	351,383	0.87	-9,197	301,889	0.45
Small Specs	31,244	-25,986	90,112	0.70	-1,314	60,379	0.33
Prod/Merc	-163,032	-541,358	15,410	0.71	-287,305	14,833	0.63
Managed Money	178,530	-234,839	286,248	0.84	-22,228	270,218	0.50
Non-Reportables	31,244	-25,986	90,112	0.68	-1,314	60,379	0.33
Swap Dealers	-57,443	-129,816	271,255	0.04	-129,816	30,200	0.27
Other	10,701	-7,632	88,705	0.09	-1,597	37,646	0.16



Commitment of Traders

Data as of 2023-07-25, Options & Futures combined

OJ - Orange Juice



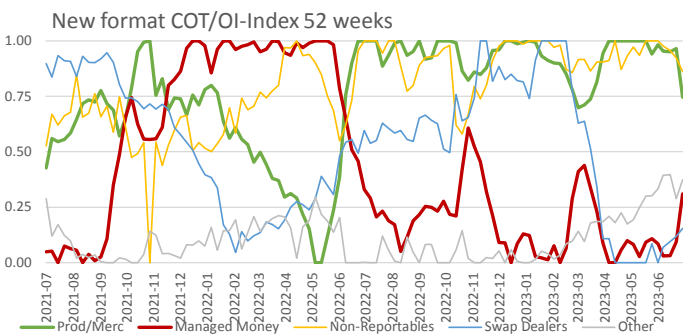
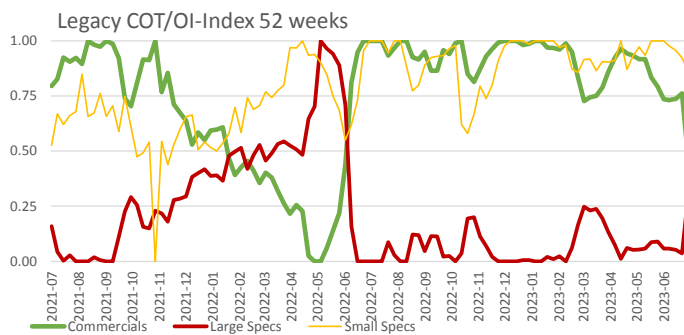
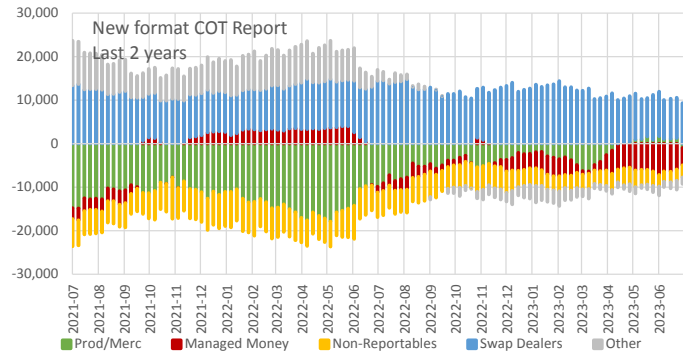
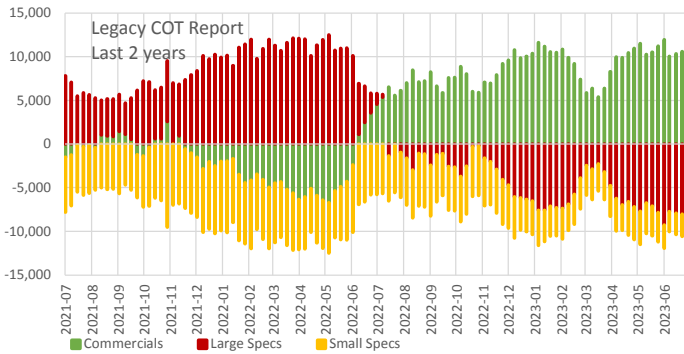
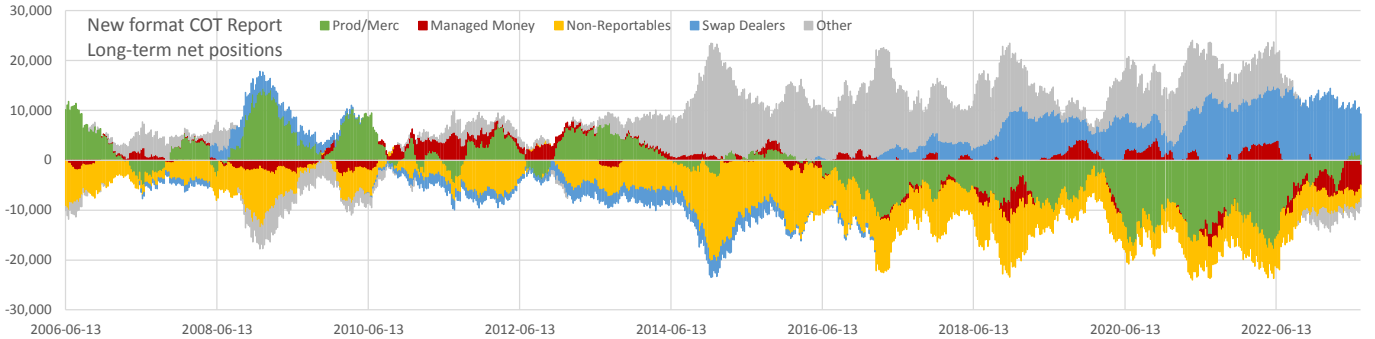
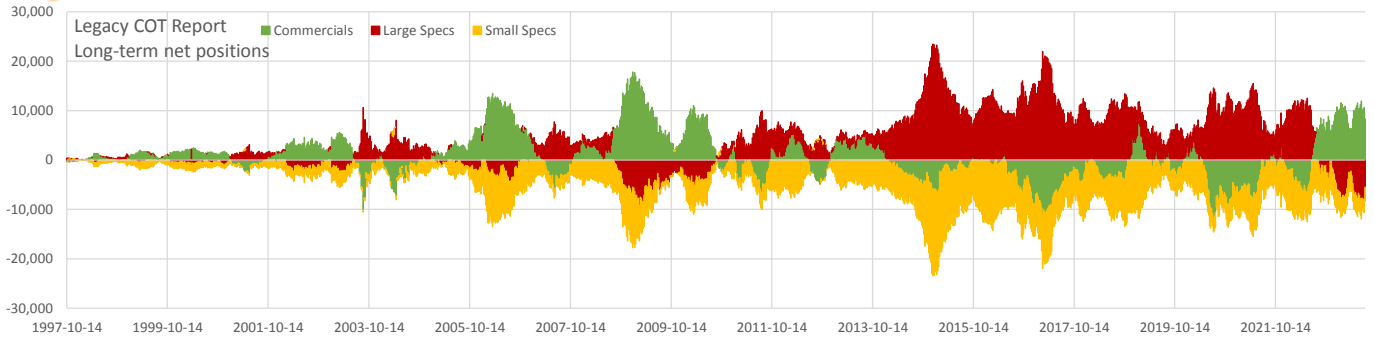
Net positions	Current	all time			2 years		
		min	max	Percentile	min	max	Percentile
Open Interest	13,341	10,460	78,072	0.07	10,600	17,003	0.58
Commercials	-4,458	-33,170	9,102	0.55	-7,957	161	0.75
Large Specs	4,018	-9,416	22,745	0.57	-904	6,673	0.42
Small Specs	440	-2,464	22,102	0.14	-127	2,566	0.14
Prod/Merc	-5,728	-28,607	6,409	0.55	-11,097	-1,571	0.75
Managed Money	3,982	-9,226	21,653	0.62	-1,695	6,731	0.64
Non-Reportables	440	-518	6,198	0.18	-127	2,566	0.14
Swap Dealers	1,270	539	7,514	0.22	1,086	3,361	0.23
Other	36	-3,035	4,733	0.20	-199	1,510	0.10



Commitment of Traders

Data as of 2023-07-25, Options & Futures combined

DC - Milk



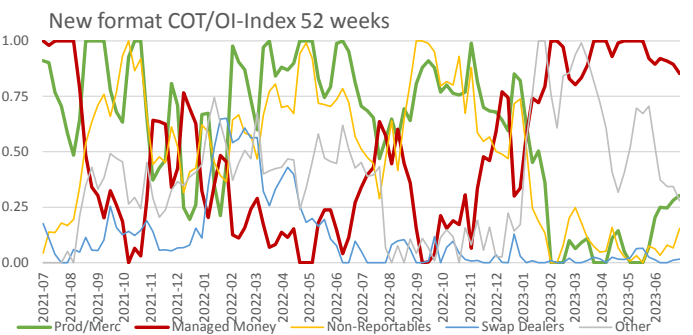
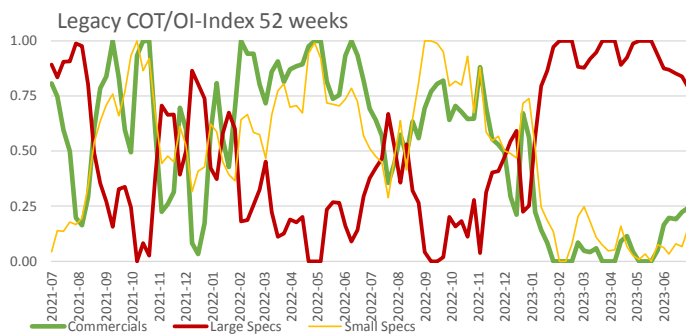
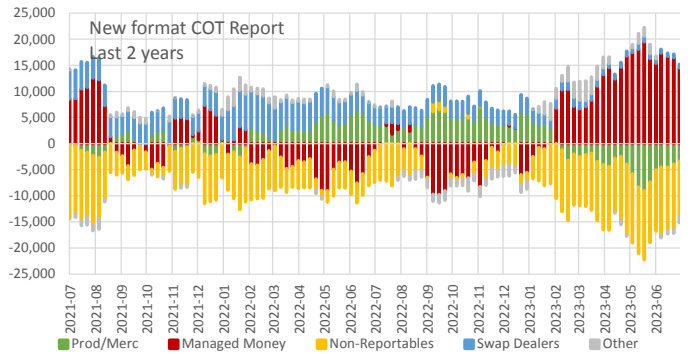
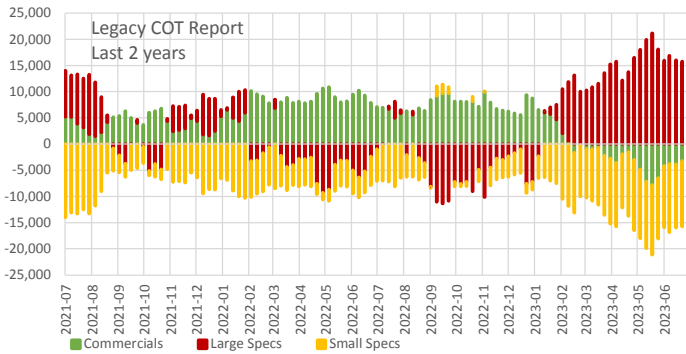
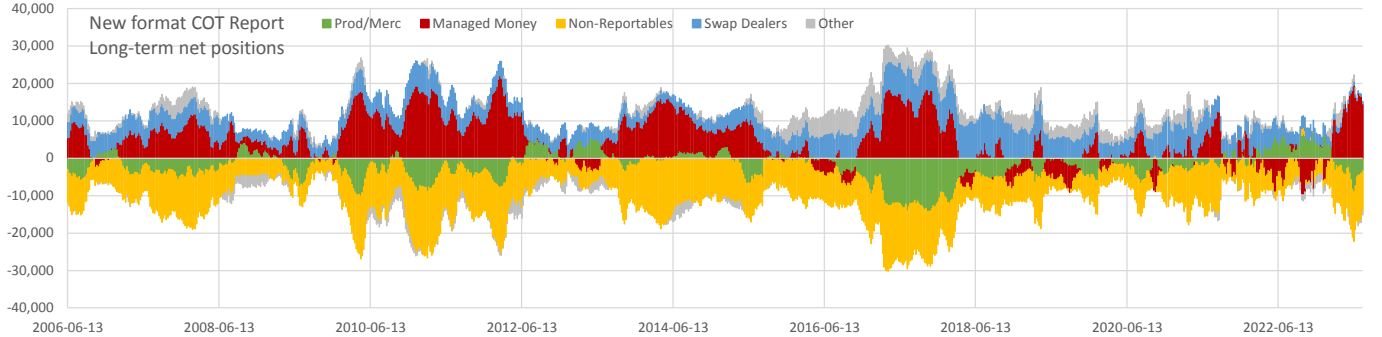
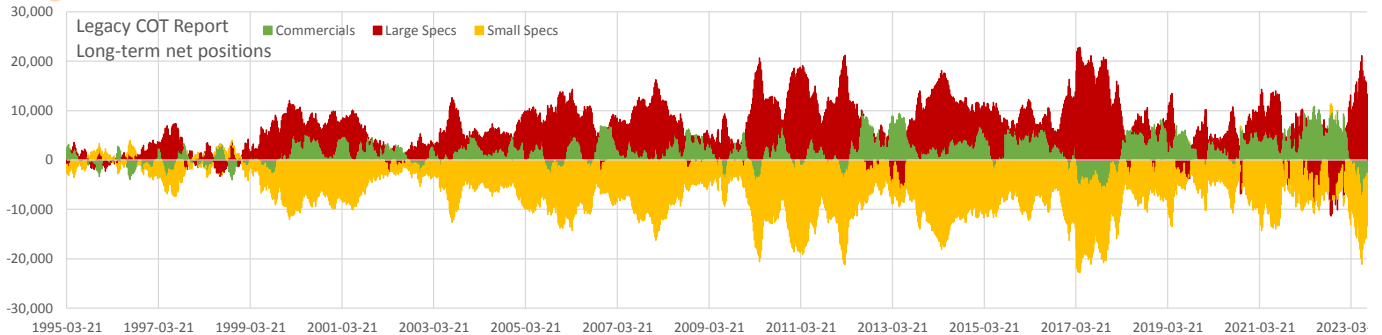
Net positions	Current	all time			2 years		
		min	max	Percentile	min	max	Percentile
Open Interest	60,286	882	80,875	0.93	39,592	75,479	0.81
Commercials	8,292	-11,763	17,782	0.91	-6,700	11,937	0.73
Large Specs	-5,521	-9,271	23,470	0.03	-9,271	12,509	0.22
Small Specs	-2,770	-17,490	1,294	0.60	-9,529	-2,314	0.96
Prod/Merc	-1,008	-17,874	14,377	0.50	-17,874	1,639	0.89
Managed Money	-3,951	-7,154	5,629	0.03	-7,154	3,981	0.16
Non-Reportables	-2,770	-17,490	765	0.85	-9,529	-2,314	0.96
Swap Dealers	9,300	-3,474	14,744	0.87	8,779	14,744	0.12
Other	-1,570	-6,597	22,553	0.13	-3,915	10,314	0.22



Commitment of Traders

Data as of 2023-07-25, Options & Futures combined

GF - Feeder Cattle



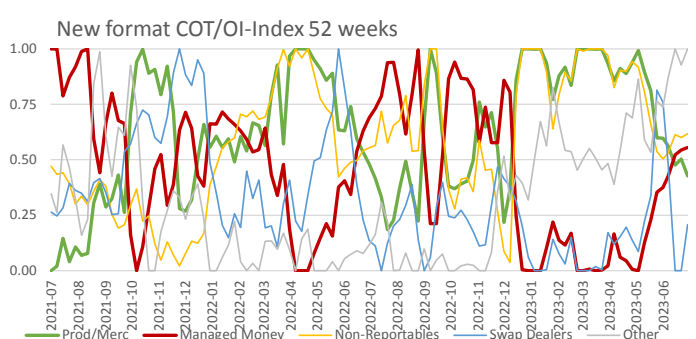
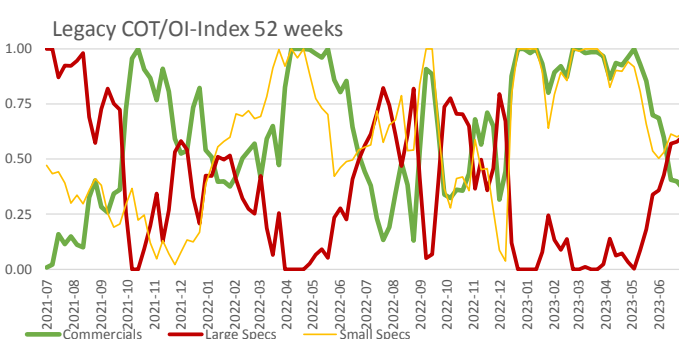
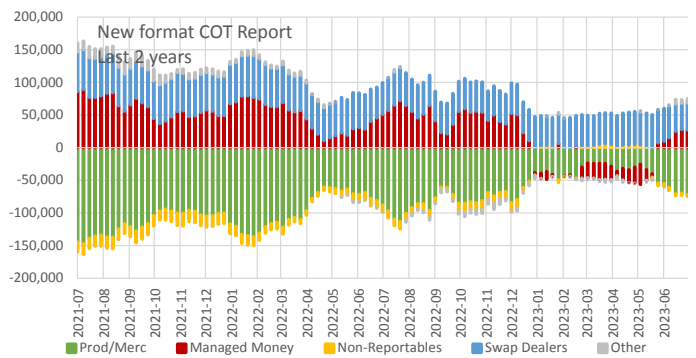
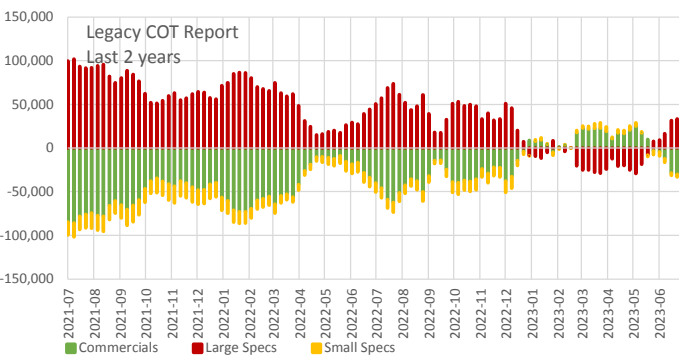
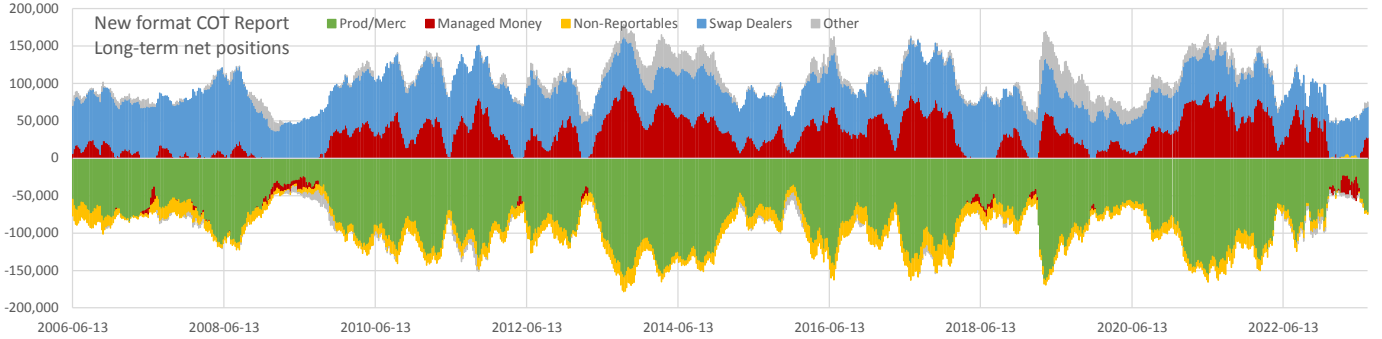
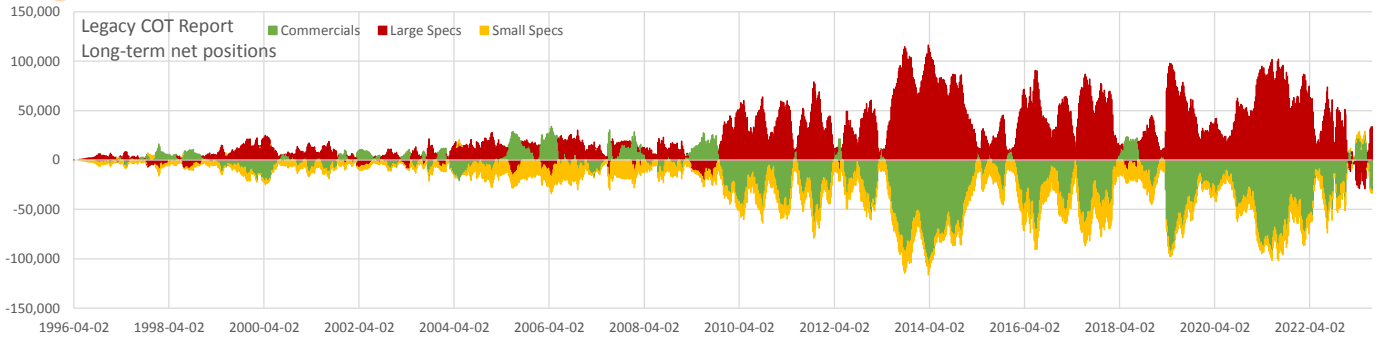
Net positions	Current	all time			2 years		
		min	max	Percentile	min	max	Percentile
Open Interest	77,066	11,096	83,284	0.99	43,754	83,284	0.89
Commercials	-2,684	-7,846	10,898	0.05	-7,846	10,898	0.10
Large Specs	13,368	-11,366	22,811	0.91	-11,366	21,135	0.87
Small Specs	-10,684	-18,466	2,790	0.23	-13,999	1,862	0.21
Prod/Merc	-3,365	-14,283	6,954	0.35	-8,963	6,954	0.11
Managed Money	14,496	-9,796	21,910	0.90	-9,796	19,486	0.89
Non-Reportables	-10,684	-18,466	1,862	0.34	-13,999	1,862	0.21
Swap Dealers	681	631	11,248	0.00	631	7,003	0.00
Other	-1,127	-4,059	6,872	0.16	-2,457	3,773	0.19



Commitment of Traders

Data as of 2023-07-25, Options & Futures combined

HE - Lean Hogs



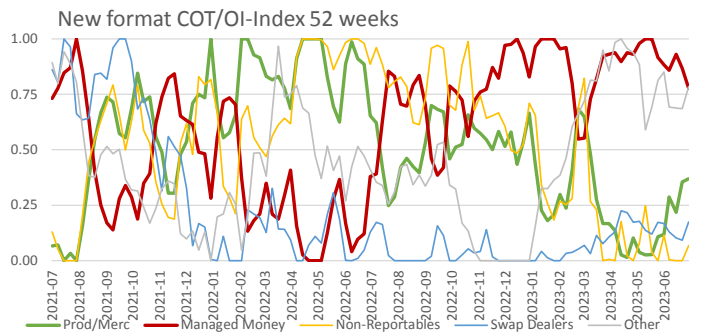
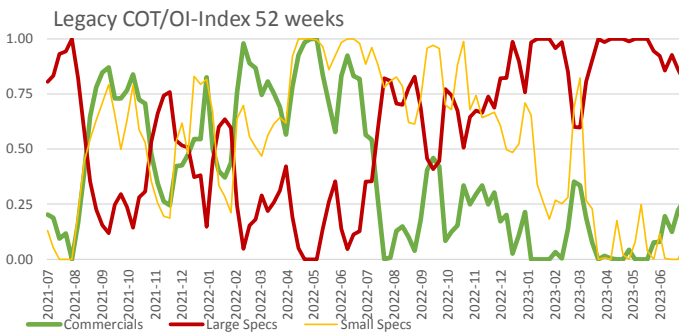
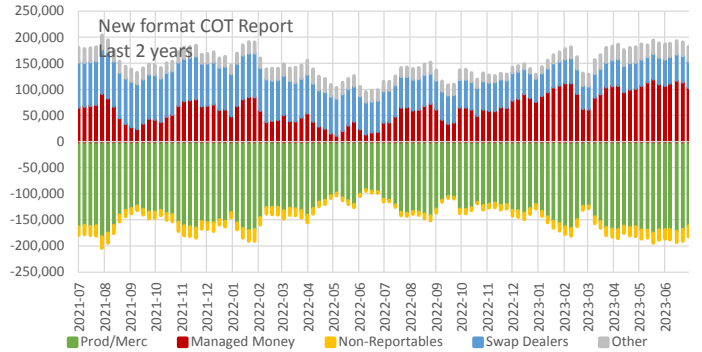
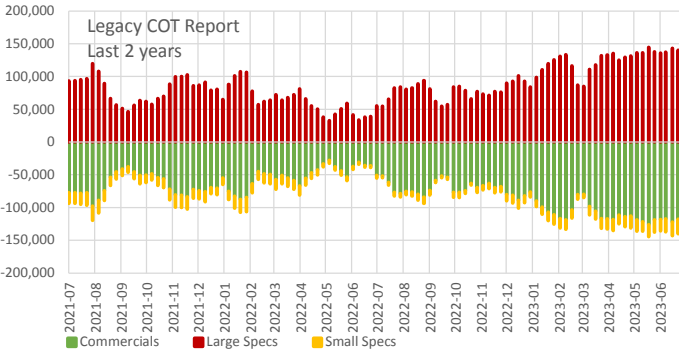
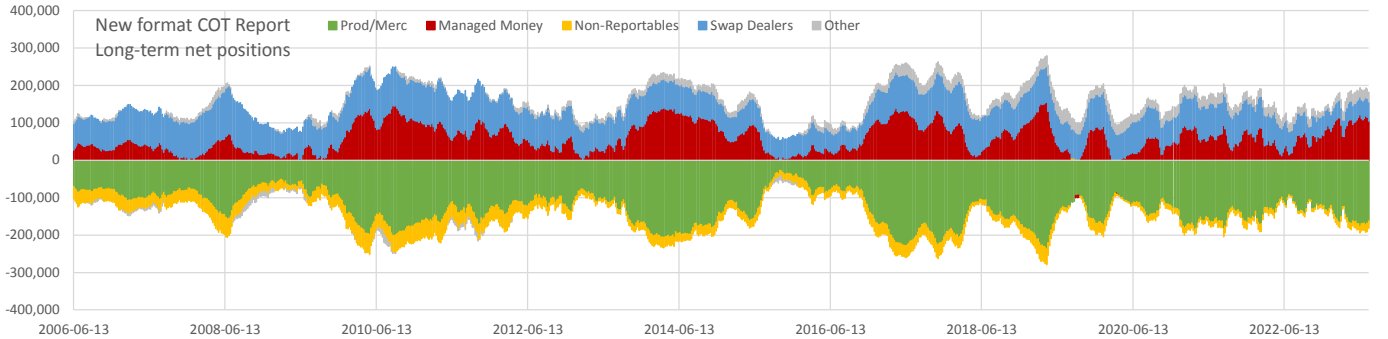
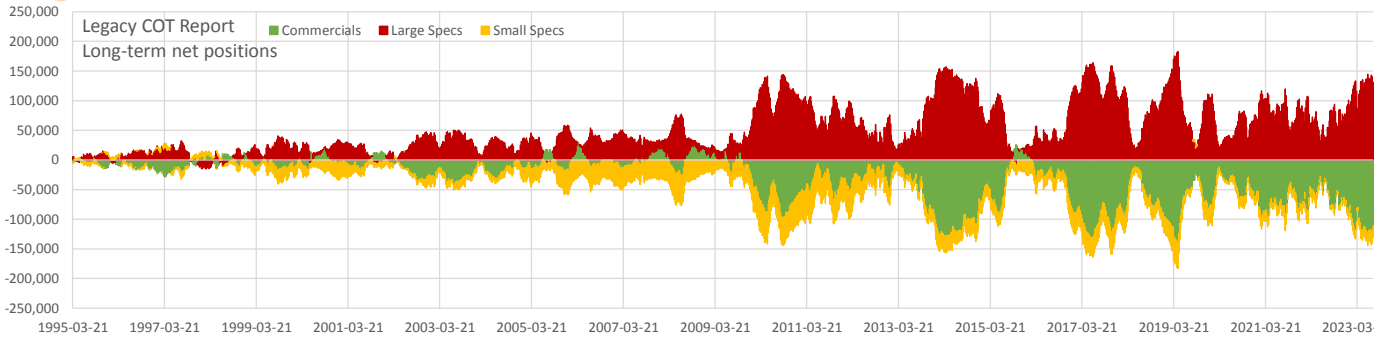
Net positions	Current	all time			2 years		
		min	max	Percentile	min	max	Percentile
Open Interest	288,987	1,011	439,314	0.72	232,254	367,616	0.48
Commercials	-30,990	-106,301	33,882	0.25	-85,795	24,882	0.55
Large Specs	33,724	-29,164	116,134	0.68	-29,164	101,947	0.42
Small Specs	-2,734	-29,022	6,189	0.84	-19,515	6,189	0.80
Prod/Merc	-72,229	-163,515	-23,793	0.64	-147,076	-23,793	0.58
Managed Money	27,308	-31,110	97,952	0.46	-31,110	89,131	0.33
Non-Reportables	-2,734	-29,022	6,189	0.95	-19,515	6,189	0.80
Swap Dealers	41,239	33,042	114,377	0.02	39,870	64,003	0.00
Other	6,416	-14,620	45,390	0.56	-9,897	18,919	0.73



Commitment of Traders

Data as of 2023-07-25, Options & Futures combined

LE - Live Cattle



Net positions	Current	all time			2 years		
		min	max	Percentile	min	max	Percentile
Open Interest	427,498	60,327	515,796	0.89	311,042	442,818	0.94
Commercials	-110,967	-140,692	29,877	0.05	-126,149	-27,632	0.16
Large Specs	131,335	-15,270	183,134	0.93	32,625	144,819	0.87
Small Specs	-20,368	-53,583	11,429	0.40	-22,355	-2,592	0.03
Prod/Merc	-161,764	-236,721	-26,747	0.26	-182,164	-91,910	0.24
Managed Money	104,115	-6,885	154,550	0.83	12,085	119,921	0.85
Non-Reportables	-20,368	-53,583	4,068	0.56	-22,355	-2,592	0.03
Swap Dealers	50,797	43,611	128,967	0.03	43,611	87,013	0.24
Other	27,218	-21,458	34,928	0.92	7,419	29,774	0.90